

FOR THE FUTURE WITH PASSION & CREATIVITY & CHALLENGE

SUN KOREA

VISION

*FOR THE FUTURE WITH
PASSION & CREATIVITY & CHALLENGE!*



SUN KOREA with DREAM & FUTURE

**FOR THE FUTURE WITH PASSION & CREATIVITY
& CHALLENGE, SUN KOREA CO.,LTD.**



CONTENTS

GREETING · 4


ORGANIZATION · 5

HISTORY · 6

OUR PROMISE TO OUR CUSTOMERS · 8

MARKET AREA · 10

PRODUCT INTRODUCTION · 11



We comply with basic principle for business management and maintain a clean organization culture. Better working environment and welfare for employees can give more opportunities for self-development. We always care for the bigger performance-based on good compensation. Our employee has strong pride and good performance bring highest level of quality, continuous operational innovation and global competitiveness.

We always believe,

“Promise and practice is our pride.”

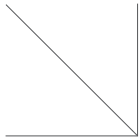
“Practical achievement is our life.”

“Innovative people are the most important asset.”

Don't forget “Customer's satisfaction is our heart.”

World, Stage of unlimited possibilities

We heartily welcome your attention to
“SUN KOREA CO., LTD.” catalogue and very honored to
have an opportunity of introducing our company.



We, “SUN KOREA CO., LTD.” have focused on items of shipbuilding parts, on/offshore oil & gas, chemical & petrochemical area accumulating wealth of experience & excellent reputation because of strong competitiveness such as high quality, reasonable price and on time delivery.

On the strength of our challenge and our willingness to achieve a satisfaction of our customer, will make our best efforts to place its highest priority on our customer’s satisfaction and grow further to ensure prosperity for all our business partner.

We will continue to take on new challenge and find new ways to improve our products and services. As we can instruct technical advice and control the quality for our customer’s demand with professional dealing experience in these items, we believe can find many ways to cooperate with you for our mutual benefit.


We also continue our best attention to satisfy customer’s demand with full of service and strongly want to develop long term business relationship on the basis of credit.

We look forward to your continued encouragement and support.
Always very appreciated for your kindly attention & cooperation !

Thanks & best regards

President

S.S LEE (James Lee) *James. Lee*



SUN KOREA CO., LTD

#498-65, DAEJEON 1 DONG, GANGSEO-GU, BUSAN, KOREA

SUN PRECISION CO., LTD

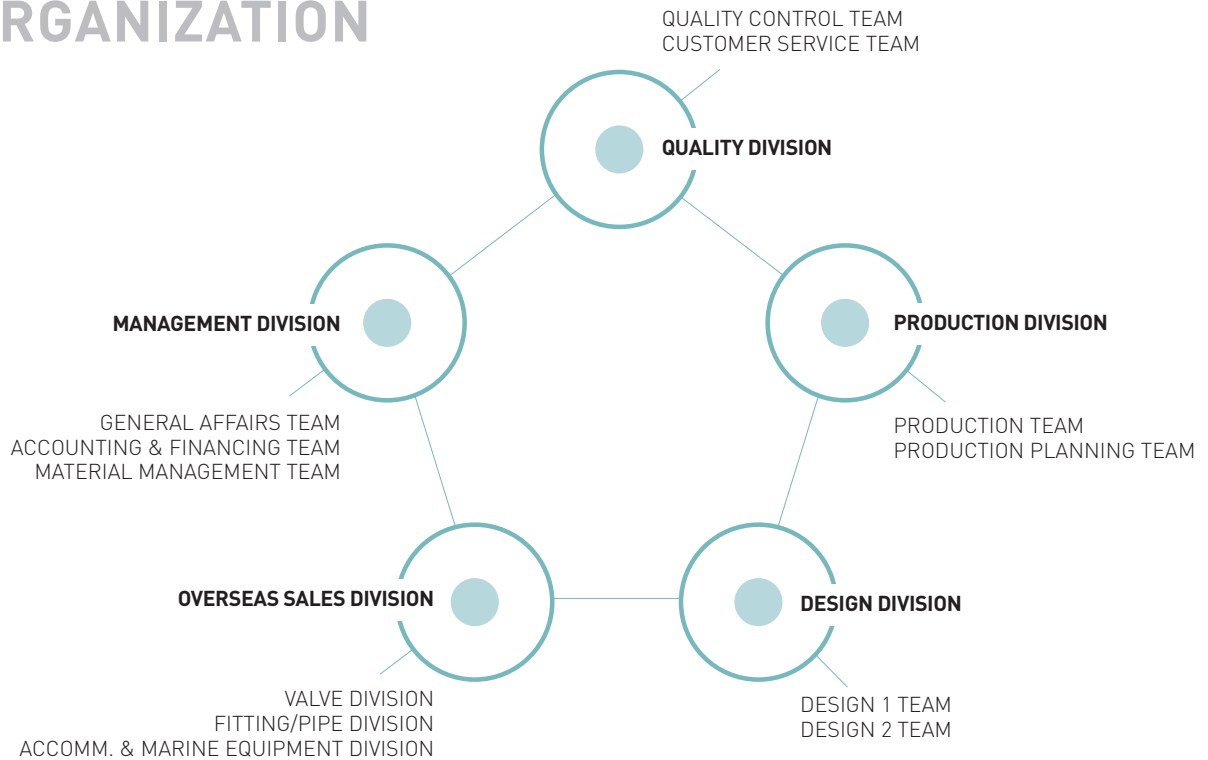
#498-67, DAEJEON 1 DONG, GANGSEO-GU, BUSAN, KOREA

SUN DESIGN CO., LTD

#492-2, DAEWOO EDEN PLAZA, HADAN-2 DONG, SAHA-GU, BUSAN, KOREA



ORGANIZATION



COMPANY HISTORY



2002

- FEB.2002** THE COMPANY WAS ESTABLISHED UNDER THE NAME OF "SUN VALVE CO.,LTD"
- MAR.2002** JOINED A MEMBERSHIP OF SHIPBUILDING EQUIPMENT BUSINESS.
- MAY.2002** REGISTERED AT THE MINISTRY OF TRADE AND INDUSTRY AND ENERGY AS MANUFACTURER & TRADING COMPANY.
- NOV.2002** GRANTED AS A MAKER BY KOREA SAFETY CORPORATION.

2003

- APR.2003** FOUNDED QUALITY CONTROL DIVISION COMMITTEE
- JUL.2003** CERTIFIED AS A MEMBER OF KOREA INTERNATIONAL TRADE ASSOCIATION.
- SEP.2003** REGISTERED AS A BUSINESS PARTNER TO MUHIBBAH MARINE ENGINEERING SDN BHD.(MALAYSIA)

2004

- JAN.2004** JOINED A MEMBERSHIP OF KOREA MACHINERY INDUSTRY ASSOCIATION.
- AUG.2004** REGISTERED AS A BUSINESS PARTNER TO SEMBAWANG SHIPYARD PTE LTD (SSPL), (SINGAPORE)
- SEP.2004** REGISTERED AS A BUSINESS PARTNER TO JURONG SHIPYARD PTE LTD. (SINGAPORE)

2005

- FEB.2005** APPROVED AS OF SUPPLIER FOR WATER & FIRE POWER PLANT EQUIPMENT FROM KHI. (R.O.KOREA)
- MAR.2005** REGISTERED AS A BUSINESS PARTNER TO UNITHAI SHIPYARD & ENGINEERING LTD. (THAILAND)
- APR.2005** RENAMED THE COMPANY NAME INTO "SUN INTERNATIONAL CO.,LTD"
- MAY.2005** REGISTERED AS A BUSINESS PARTNER TO DUBAI DRYDOCKS WORLD. (UAE)
- AUG.2005** CERTIFIED THE CLEAN COMPANY BY THE MINISTER OF LABOR.
- NOV.2005** REGISTERED AS A BUSINESS PARTNER TO ZAMIL OPERATION & MAINTENANCE CO.,LTD (FOR SHIPBUILDING) (SAUDI ARABIA)
- DEC.2005** CONFORMATION CERTIFICATE OF VENTURE COMPANY.

2006

- JAN.2006** REGISTERED AS A BUSINESS PARTNER TO PT PAL INDONESIA (INDONESIA)
- MAR.2006** REGISTERED AS A BUSINESS PARTNER TO BOUSTEAD PENANG SHIPYARD SDN BHD. (MALAYSIA)
- MAY.2006** REGISTERED AS A BUSINESS PARTNER TO COLOMBO DOCKYARD LTD. (SRI LANKA)
- MAY.2006** REGISTERED AS A BUSINESS PARTNER TO KEPPEL SINGMARINE PTE LTD. (SINGAPORE)
- AUG.2006** SELECTED AS A LEADING EXPORTER BY OFFICE OF KOREA INDUSTRIAL PROMOTION.
- DEC.2006** INTRODUCED ERP (ENTERPRISE RESOURCE PLANNING) SYSTEM.

2007

- FEB.2007** REGISTERED AS A BUSINESS PARTNER TO BHARATI SHIPYARD LTD. (INDIA)
- MAY.2007** REGISTERED AS A BUSINESS PARTNER TO SAIGON SHIPYARD IND. (VIETNAM)
- JULY.2007** REGISTERED AS A BUSINESS PARTNER TO COCHIN SHIPYARD LTD. (INDIA)
- AUG.2007** REGISTERED AS A BUSINESS PARTNER TO PT DOK & PERKAPALAN KODJA BAHARI (PERSERO) (INDONESIA)
- OCT.2007** REGISTERED AS A BUSINESS PARTNER TO SPF (STAINLESS PIPE & FITTINGS). (AUSTRALIA)
- NOV.2007** REGISTERED AS A BUSINESS PARTNER TO TUONG AIK SHIPYARD SDN BHD. (MALAYSIA)
- NOV.2007** MOVED AND EXPANDED OUR HEADQUARTER : 492-2, DAEWOO EDEN PLAZA, SAHA-GU, BUSAN, KOREA
- DEC.2007** MADE BUSINESS RELATIONSHIP TO ABG SHIPYARD LTD. (INDIA)

2008

- JAN.2008** OPENED WAREHOUSE AT DAEJEO 1 DONG, GANGSEOGU, PUSAN, KOREA
REGISTERED AS A BUSINESS PARTNER TO ASIAN MARINE SERVICES PUBLIC COMPANY LIMITED. (THAILAND)
- MAR.2008** REGISTERED AS A BUSINESS PARTNER TO KLINGER DANMARK (DANMARK)
- APR.2008** REGISTERED AS A BUSINESS PARTNER TO CHOWGULE AND COMPANY PVT.LTD. (INDIA)
REGISTERED AS A BUSINESS PARTNER TO TO PT. BATAMEC (INDONESIA)
- MAY.2008** REGISTERED AS A BUSINESS PARTNER TO ITALTHAI MARINE LTD. (THAILAND)
- AUG.2008** REGISTERED AS A BUSINESS PARTNER TO NGV TECH SDN BHD.
REGISTERED CORPORATION COMPANY AS "SUN KOREA CO.,LTD"
- SEP.2008** OPENED 2ND WAREHOUSE IN 3686-7, DAEJEO 1 DONG, GANGSEOGU, PUSAN, KOREA
- NOV.2008** MADE NEW FACTORY AT NOKSAN INDUSTRIAL COMPLEX IN BUSAN.

2009

- APR.2009** REGISTERED AS A BUSINESS PARTNER TO ITS (STI INDUSTRIAL TECHNICAL SUPPLIES BV) (NETHERLANDS)
- AUG.2009** START BUSINESS COOPERATION FOR OVERSEAS MARKETING WITH "EUN KWANG INOTECH CO.,LTD"
- MAY.2009** REGISTERED AS A BUSINESS PARTNER TO MARINE TRADE (CROATIA)
- JULY.2009** OBTAINED THE CLEAN FACTORY FROM THE BUSAN REGIONAL MINISTRY OF KOREA.
- SEP.2009** REGISTERED AS A BUSINESS PARTNER TO PPL SHIPYARD PTE LTD (SINGAPORE)
- OCT.2009** REGISTERED AS A BUSINESS PARTNER TO DUBAI SHIPBUILDING & ENGINEERING L.L.C. (U.A.E.)
- DEC.2009** SELECTED AS A PROMISING MEDIUM ENTERPRISE BY INDUSTRIAL BANK OF KOREA.

2010

- APR.2010** REGISTERED AS A BUSINESS PARTNER TO EMAS OFFSHORE CONSTRUCTION & PRODUCTION (SINGAPORE)
- JUN.2010** REGISTERED AS A BUSINESS PARTNER TO TEBMA SHIPYARDS LTD (INDIA)
- AUG.2010** REGISTERED AS A BUSINESS PARTNER TO SHIN YANG SHIPYARD SDN.BHD. (MALAYSIA)
REGISTERED AS A BUSINESS PARTNER TO PIASAU SLIPWAYS SDN.BHD. (MALAYSIA)

2011

- FEB.2011** REGISTERED AS A BUSINESS PARTNER TO TRIYARDS SSY (VIETNAM)
REGISTERED AS A BUSINESS PARTNER TO TRIYARDS SOFEL (VIETNAM)
- OCT.2011** REGISTERED AS A BUSINESS PARTNER TO DUNG QUAT SHIPBUILDING INDUSTRY COMPANY LTD. (VIETNAM)
- DEC.2011** SELECTED AS A SUPERIORITY COMPANY BY KOREAN GOVERNMENT.

2012

- FEB.2012** REGISTERED AS A BUSINESS PARTNER TO TIMBLO DRYDOCKS PVT LTD. (INDIA)
- JUN.2012** REGISTERED AS A BUSINESS PARTNER TO DONG BAC SHIPYARD. (VIETNAM)
- DEC.2012** SELECTED AS A LEADING COMPANY IN TOTAL EXPORT VALUE BY KOREAN GOVERNMENT.

2013

- MAY.2013** REGISTERED AS A BUSINESS PARTNER TO SBM OFFSHORE (NETHERLAND)
- JUN.2013** REGISTERED AS A BUSINESS PARTNER TO KEPPEL FELS LIMITED. (SINGAPORE)
- OCT.2013** REGISTERED AS A BUSINESS PARTNER TO PETROVIETNAM MARINE SHIPYARD COMPANY. (VIETNAM)

2014

- MAY.2014** ESTABLISHED RESEARCH & DEVELOPMENT CENTER CERTIFIED.
(KOREA INDUSTRIAL TECHNOLOGY ASSOCIATION.)
- SEP.2014** MADE OUR AFFILIATE COMPANY "SUN PRECISION CO.,LTD"
#498-67, DAEJEO 1 DONG, GANGSEO-GU, BUSAN, KOREA
- NOV.2014** OPENED OUR NEW WAREHOUSE
#498-66, DAEJEO 1 DONG, GANGSEO-GU, BUSAN, KOREA
- DEC.2014** SELECTED AS A PROMISING MEDIUM ENTERPRISE BY WOORI BANK IN KOREA.

2015

- JAN.2015** MOVED AND EXPANDED OUR HEADOFFICE AND FACTORY.
#498-65, DAEJEO 1 DONG, GANGSEO-GU, BUSAN, KOREA

OUR PROMISE TO OUR CUSTOMERS

Based on respect for partnership with our relevant maker, **Sun Korea Co.,Ltd** will establish a creative and cooperative organizational culture and enhance the company's competitiveness.



WE ALWAYS WITH YOU!

Our philosophy is to always provide sincere and honest service to our customers. With our customer-oriented management, we hope to achieve greater customer satisfaction.

CUSTOMER ORIENTED VALUE

DEVELOP PRODUCTS AND SERVICES FOR CUSTOMER ORIENTED SATISFACTION



- TOP QUALITY PRODUCT
- CUSTOMER ORIENTED PRICES
- HIGH QUALITY SERVICES

BUILD SPEEDY

BASED ON THE SPEEDY MANAGEMENT, ENHANCE OUR COMPANY'S COMPETITIVENESS



- TIMELY
- EFFICIENCY
- RESPONSIBILITY

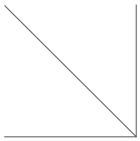
HUMAN RESOURCE MANAGEMENT

PROVIDE A FLEXIBLE AND CREATIVE COOPERATION CULTURE WITH OUR MANY RELEVANT MAKERS.



- FLEXIBLE
- CREATIVE
- COOPERATIVE

World, Stage of unlimited possibilities.



ON/OFFSHORE OIL & GAS

SUN KOREA CO., Ltd takes a major role providing proper valves & fittings on satisfying the technical specification and quality standards of oil & gas production.



CHEMICAL & PETROCHEMICAL AREA

SUN KOREA CO., Ltd takes a major role providing proper valves & fittings on satisfying the technical specification and quality standards of chemical & petrochemical.



SHIPBUILDING AREA

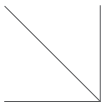
SUN KOREA CO., Ltd takes a major role providing proper valves & fittings on satisfying the technical specification and quality standards of shipbuilding.

Taking first priority for customer's satisfaction based on pursuing top quality, reasonable price, on time delivery with full of service.

Our dedication to progress is driven our enthusiasm.

- Quality of our products and services is a direct reflection of our continuous efforts and hard work.
- We will continue to take on new challenges and find new ways to improve our products and services.

SUN'S OVERSEAS MARKET AREA



AUSTRALIA / CHINA / DENMARK / EGYPT /
ENGLAND / GREECE / INDIA / INDONESIA / IRAN /
ITALY / JAPAN / MALAYSIA / PAKISTAN / PHILIPPINES /
ROMANIA / SAUDI ARABIA / SINGAPORE / SPAIN /
SRI LANKA / SWITZERLAND / THAILAND / TURKEY /
UAE / U.S.A / VIETNAM



PRODUCT INTRODUCTION

C O N T E N T S



GATE VALVES • 12

GLOBE VALVES • 25

ANGLE VALVES • 53

SDNR VALVES • 76

CHECK VALVES • 122



HOSE VALVES • 155

QUICK CLOSING VALVES • 181

GATE VALVES

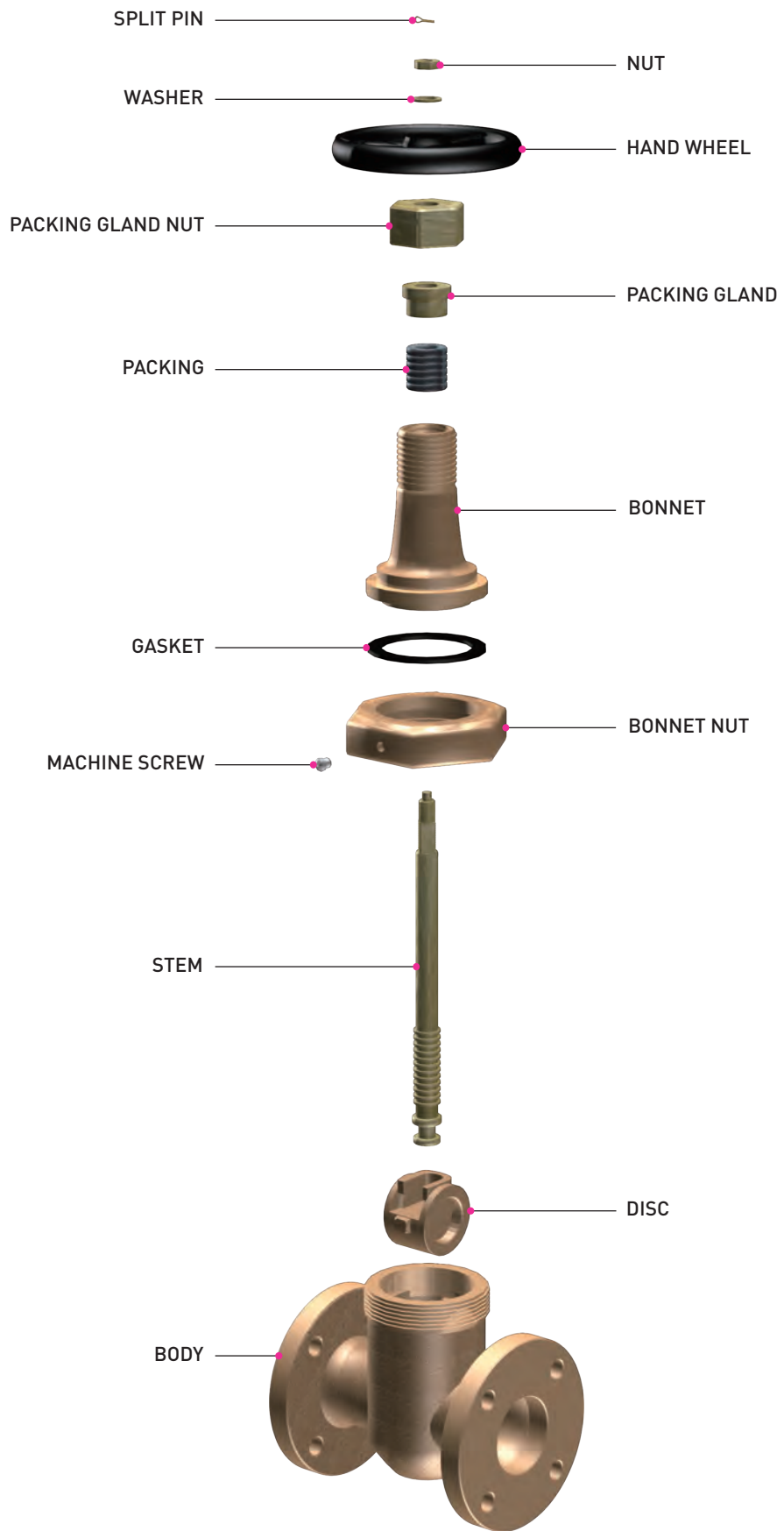
CAST BRONZE

- PART LIST FOR GATE VALVES
- DIMENSION & WEIGHT LIST FOR GATE VALVES



GATE VALVES

PART LIST FOR GATE VALVES

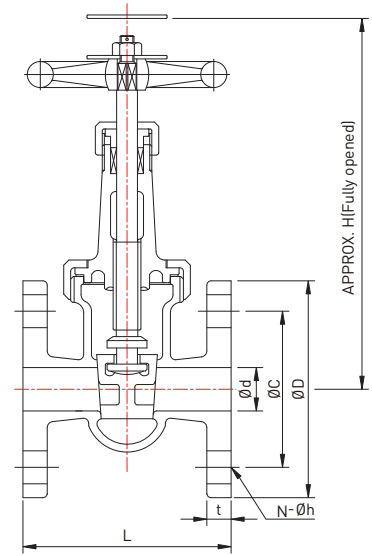


DIMENSION & WEIGHT LIST FOR GATE VALVES

CAST BRONZE MARINE VALVES

- JIS 5K GATE VALVE (JIS F7367)

- JIS 10K GATE VALVE (JIS F7368)



DIMENSION TABLE

UNIT(mm)

RATING	Nominal dia	Ød	ØD	ØC	N-Øh	t	L	H	WEIGHT (kg)
JIS 5K	15A	15	80	60	4-12	9	90	175	2.29
	20A	20	85	65	4-12	10	100	200	2.98
	25A	25	95	75	4-12	10	110	220	4.1
	32A	32	115	90	4-15	12	130	250	5.79
	40A	40	120	95	4-15	12	140	290	7.78
JIS 10K	15A	15	95	70	4-15	12	100	175	2.96
	20A	20	100	75	4-15	14	110	200	3.89
	25A	25	125	90	4-19	14	120	220	5.82
	32A	32	135	100	4-19	16	140	250	7.52
	40A	40	140	105	4-19	16	150	290	9.71

FLUID CONDITION & TEST PRESSURE (MPa)

RATING	FLUID CONDITION			TEST PRESSURE (MPa)	
	OIL AND PULSATION WATER	SATURATED STEAM	NON-SHOCK WATER UP TO 120°C	HYDROSTATIC PRESS TEST (SHELL)	HYDROSTATIC PRESS TEST (SEAT)
JIS 5K	0.5	0.2	0.7	1.05	0.7
JIS 10K	1.0	0.2	1.4	2.1	1.54

Remark



The flanges shall conform to nominal pressure 5K and 10K of JIS B2240.

GATE VALVES

CAST BRONZE

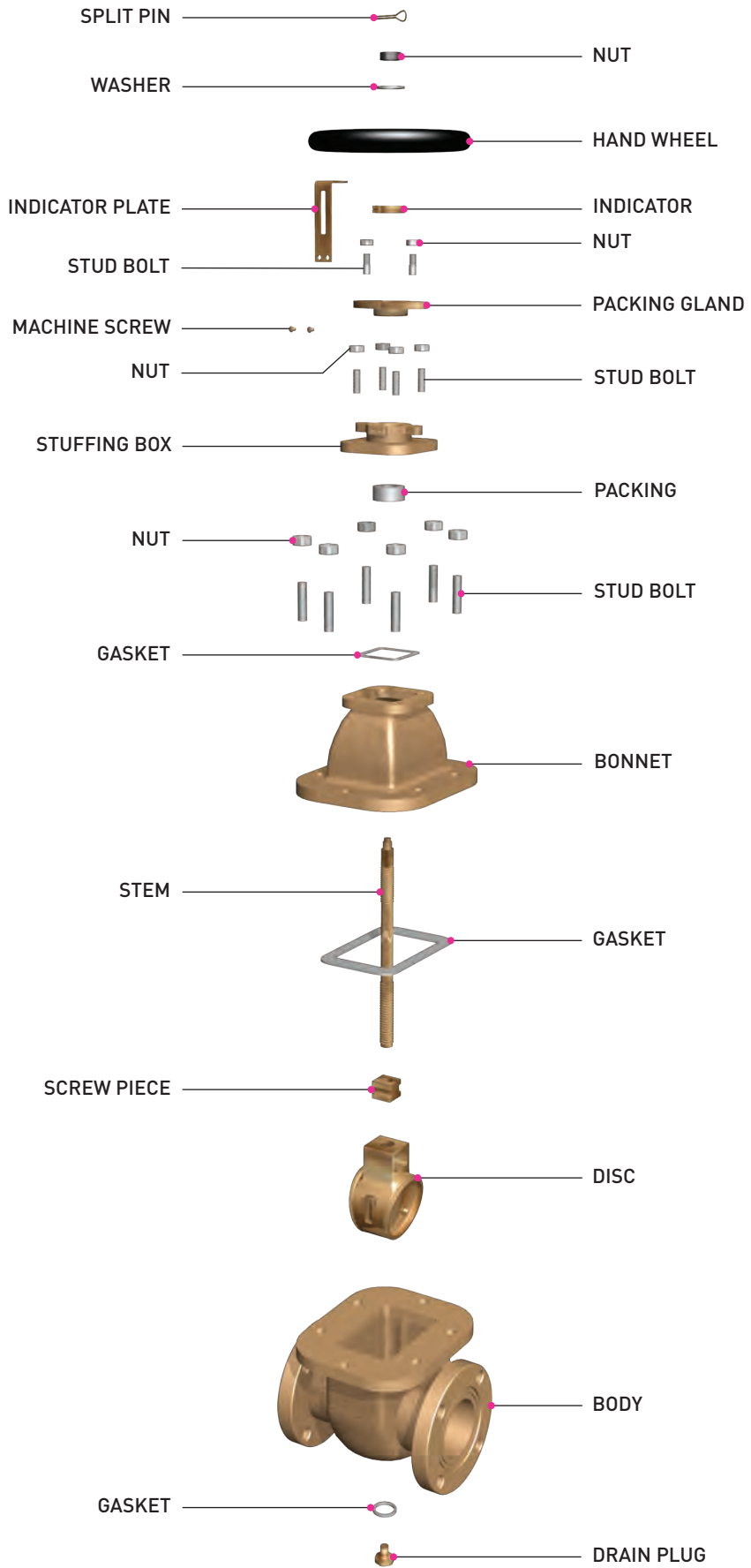
- PART LIST FOR GATE VALVES
- DIMENSION & WEIGHT LIST FOR GATE VALVES

GATE VALVES



GATE VALVES

PART LIST FOR GATE VALVES

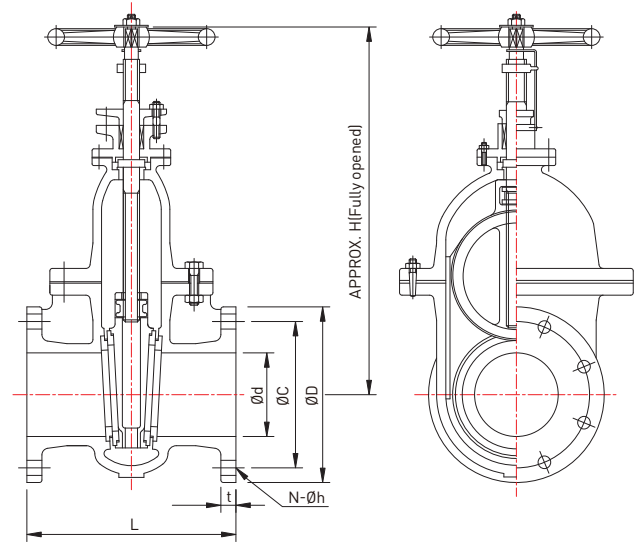


DIMENSION & WEIGHT LIST FOR GATE VALVES

CAST BRONZE MARINE VALVES

- JIS 5K GATE VALVE (Ref. to JIS F7363)

- JIS 10K GATE VALVE (Ref. to JIS F7364)



DIMENSION TABLE

UNIT(mm)

RATING	Nominal dia	Ød	ØD	ØC	N-Øh	t	L	H	WEIGHT (kg)
JIS 5K	50A	50	130	105	4-15	14	180	285	16.2
	65A	65	155	130	4-15	14	190	330	23.52
	80A	80	180	145	4-19	14	200	380	29.05
	100A	100	200	165	8-19	16	230	430	42.36
	125A	125	235	200	8-19	16	250	495	57.72
	150A	150	265	230	8-19	18	270	560	78.36
	200A	200	320	280	8-23	20	290	680	123.6
	250A	250	385	345	12-23	22	330	800	196.8
	300A	300	430	390	12-23	22	370	920	283.2
	350A	335	480	435	12-25	24	410	1000	368.4
400A	380	540	495	16-25	24	470	1100	486	
JIS 10K	50A	50	155	120	4-19	16	200	300	23.28
	65A	65	175	140	4-19	18	220	350	33.12
	80A	80	185	150	8-19	18	230	400	39.6
	100A	100	210	175	8-19	18	250	450	54.96
	125A	125	250	210	8-23	20	270	520	79.08
	150A	150	280	240	8-23	22	290	580	103.2
	200A	200	330	290	12-23	22	320	700	163.2
	250A	250	400	355	12-25	24	380	840	276
	300A	300	445	400	16-25	24	440	960	397.2
	350A	335	490	445	16-25	26	500	1050	519.6
400A	380	560	510	16-27	28	590	1150	716.4	

TEST PRESSURE (MPa)

RATING	SIZE	HYDROSTATIC PRESS TEST (SHELL)	HYDROSTATIC PRESS TEST (SEAT)
JIS 5K	UP TO 400A	1.05	0.77
	450A TO 600A	0.75	0.55
JIS 10K	UP TO 400A	2.1	1.54
	450A TO 600A	1.8	1.32



Remark

- The flanges shall conform to nominal pressure 5K & 10K.
- The name plate shall be specified by purchaser as required.

GATE VALVES

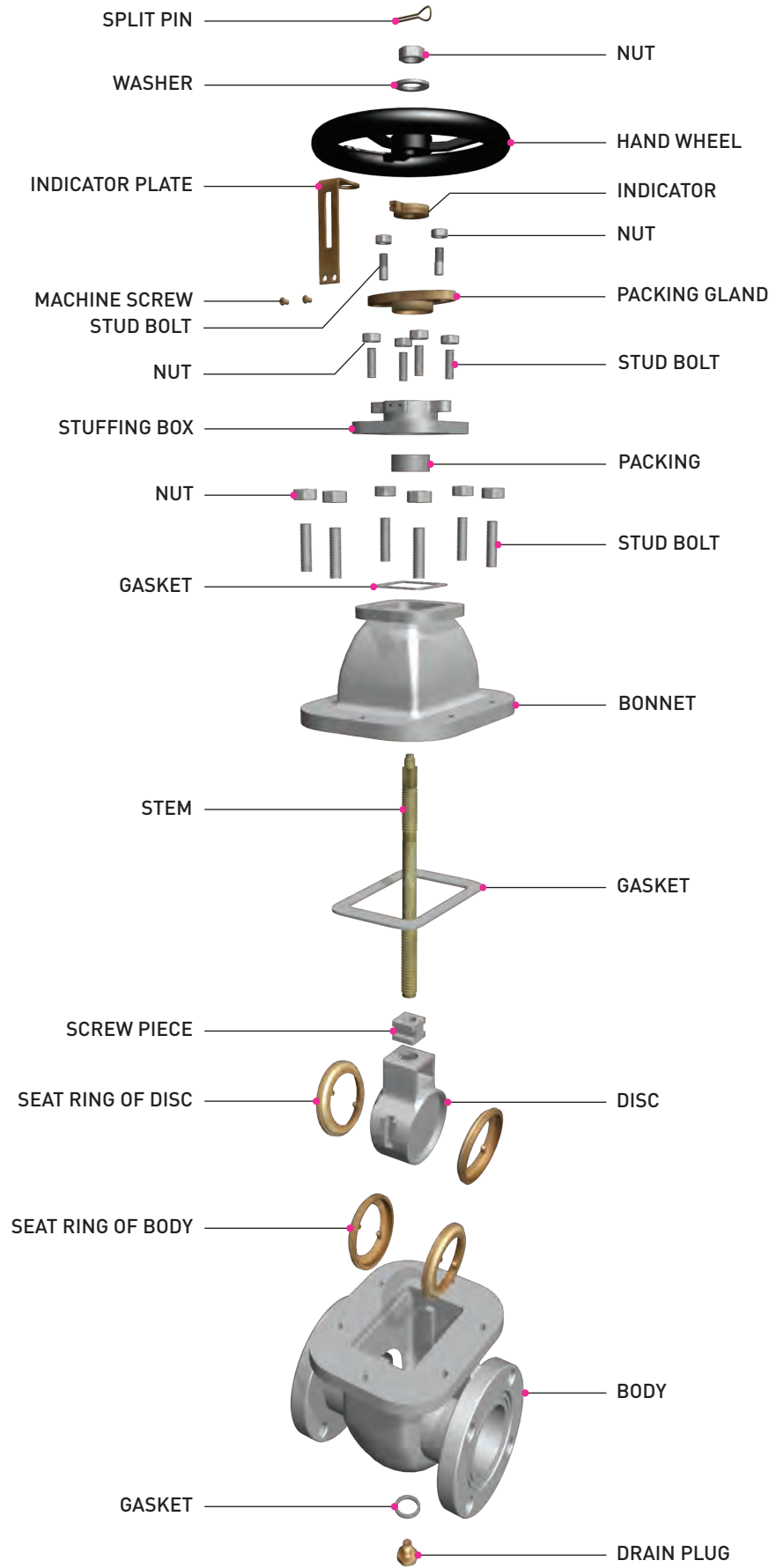
CAST IRON

- PART LIST FOR GATE VALVES
- DIMENSION & WEIGHT LIST FOR GATE VALVES



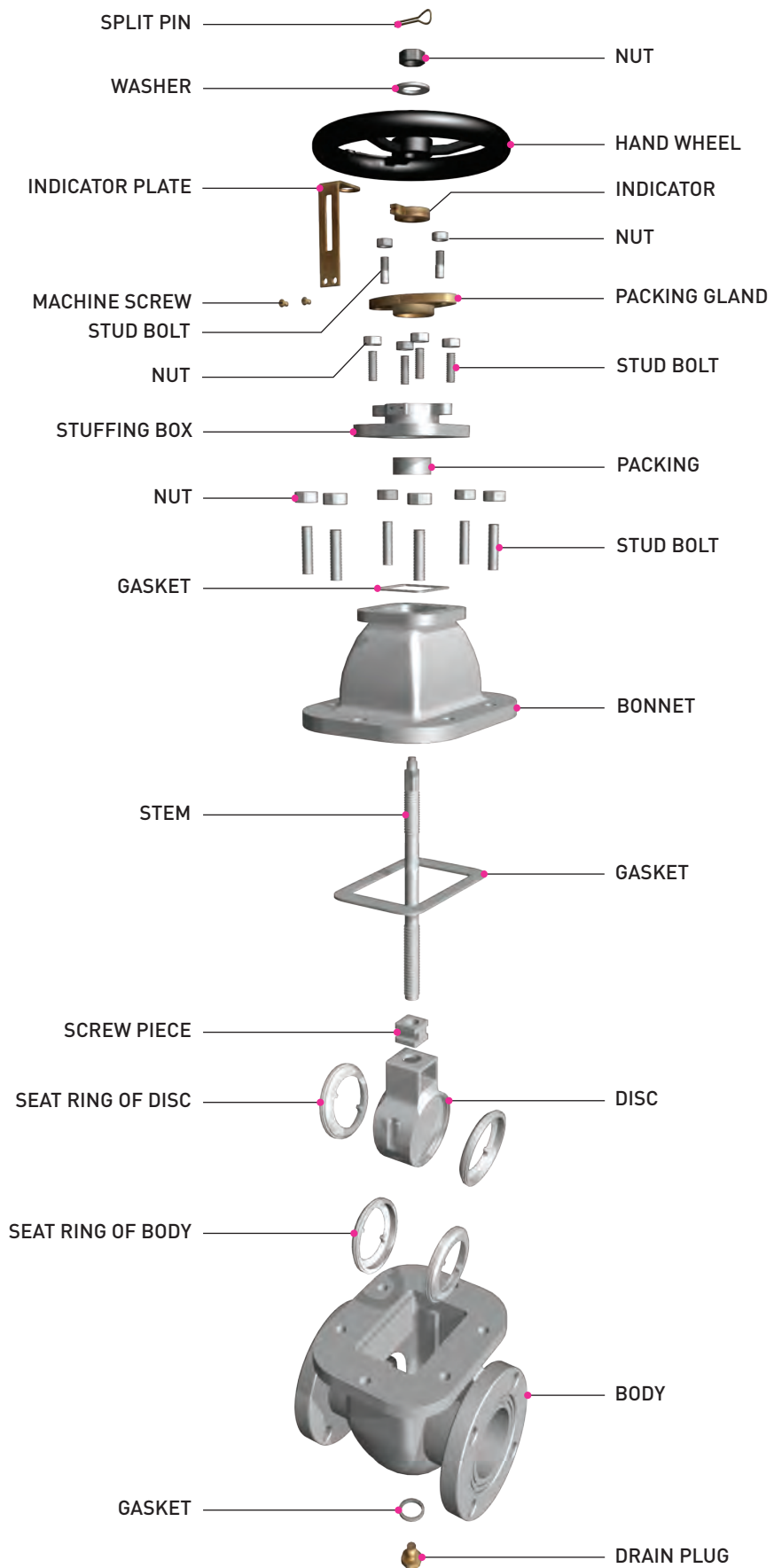
GATE VALVES

PART LIST FOR GATE VALVES - CLASS B



GATE VALVES

PART LIST FOR GATE VALVES - CLASS S



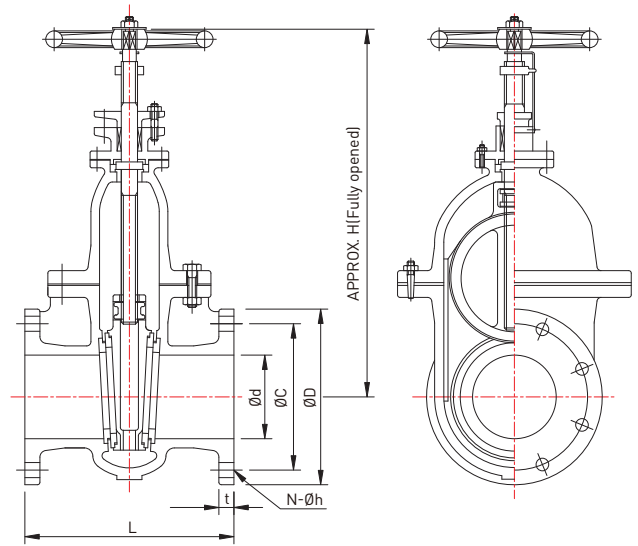
DIMENSION & WEIGHT LIST FOR GATE VALVES

CAST IRON MARINE VALVES

- JIS 5K GATE VALVE (JIS F7363)

- JIS 10K GATE VALVE (JIS F7364)

- JIS 16K GATE VALVE (JIS F7369)



DIMENSION TABLE

UNIT(mm)

RATING	Nominal dia	Ød	ØD	ØC	N-Øh	t	L	H	WEIGHT (kg)
JIS 5K	50A	50	130	105	4-15	16	180	285	13.5
	65A	65	155	130	4-15	18	190	330	19.6
	80A	80	180	145	4-19	18	200	380	24.2
	100A	100	200	165	8-19	20	230	430	35.3
	125A	125	235	200	8-19	20	250	495	48.1
	150A	150	265	230	8-19	22	270	560	65.3
	200A	200	320	280	8-23	24	290	680	103
	250A	250	385	345	12-23	26	330	800	164
	300A	300	430	390	12-23	28	370	920	236
	350A	335	480	435	12-25	30	410	1000	307
400A	380	540	495	16-25	30	470	1100	405	
JIS 10K	50A	50	155	120	4-19	20	200	300	19.4
	65A	65	175	140	4-19	22	220	350	27.6
	80A	80	185	150	8-19	22	230	400	33
	100A	100	210	175	8-19	24	250	450	45.8
	125A	125	250	210	8-23	24	270	520	65.9
	150A	150	280	240	8-23	26	290	580	86
	200A	200	330	290	12-23	26	320	700	136
	250A	250	400	355	12-25	30	380	840	230
	300A	300	445	400	16-25	32	440	960	331
	350A	335	490	445	16-25	34	500	1050	433
400A	380	560	510	16-27	36	590	1150	597	
JIS 16K	300A	300	480	430	16-27	36	490	1010	430
	350A	335	540	480	16-33	38	540	1070	580
	400A	380	605	540	16-33	42	610	1185	780

FLUID CONDITION • MAX. WORKING PRESSURE (MPa) & TEST PRESSURE (MPa)

FLUID CONDITION MAX. WORKING PRESSURE (MPa)		SATURATED STEAM	OIL AND PULSATION WATER	NON-SHOCK WATER UP TO 120 °C
		JIS 5K	UP TO 200A	0.3
250A TO 400A	0.2	0.5		
450A TO 600A				
JIS 10K	UP TO 200A	0.5	1.0	1.4
250A TO 400A	0.3	1.0		
450A TO 600A				
JIS 16K	300A TO 400A	-	1.6	-

TEST PRESSURE (MPa)

RATING	SIZE	HYDROSTATIC PRESS TEST (SHELL)	HYDROSTATIC PRESS TEST (SEAT)
JIS 5K	UP TO 400A	1.05	0.77
	450A TO 600A	0.75	0.55
JIS 10K	UP TO 400A	2.1	1.54
	450A TO 600A	1.8	1.32
JIS 16K	300A TO 400A	2.4	1.76



Remark

1. The flanges shall conform to nominal pressure 5K, 10K and 16K of JIS B2210.
2. The name plate shall be specified by purchaser as required.

GATE VALVES

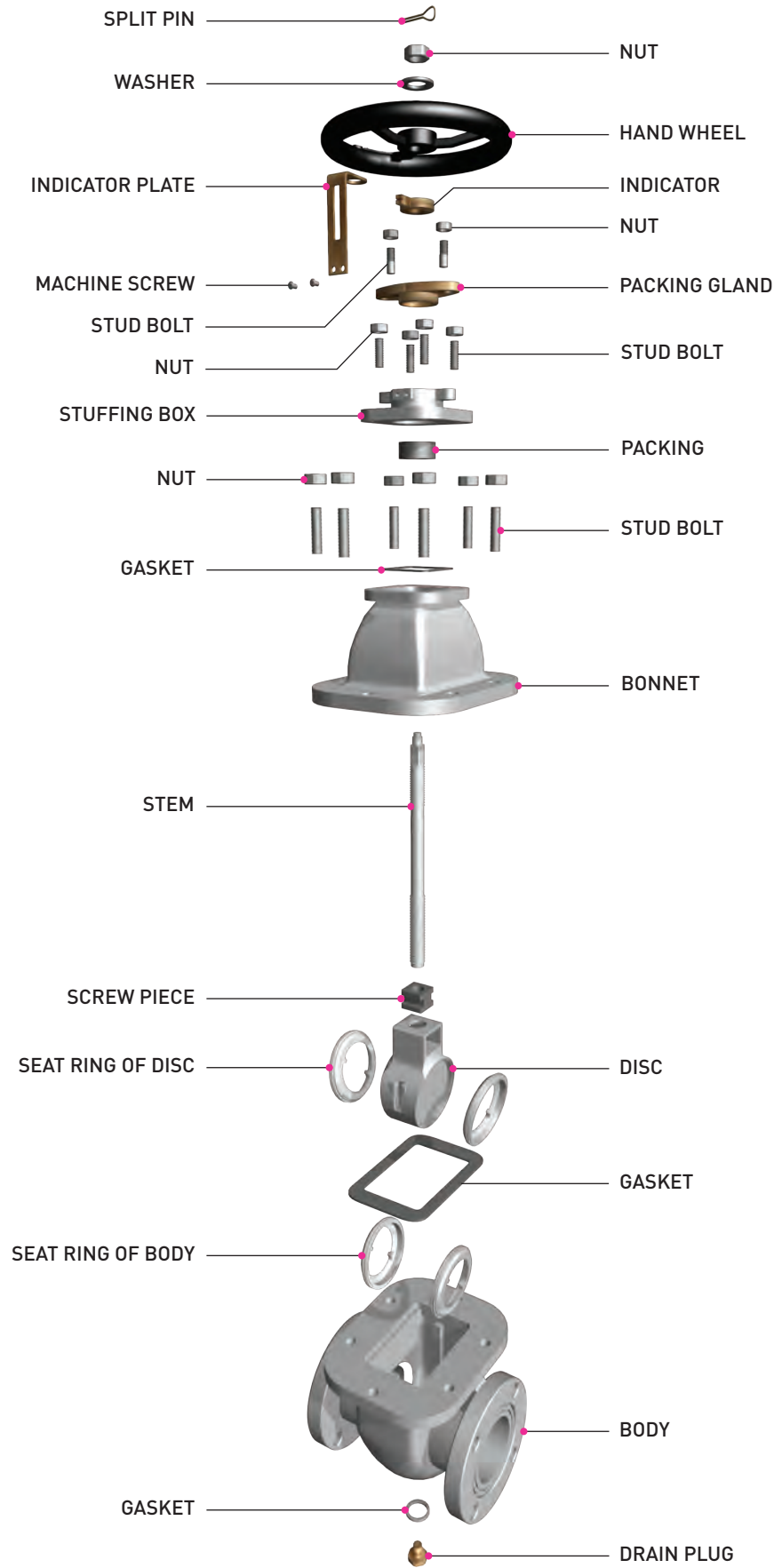
CAST STEEL

- PART LIST FOR GATE VALVES
- DIMENSION & WEIGHT LIST FOR GATE VALVES



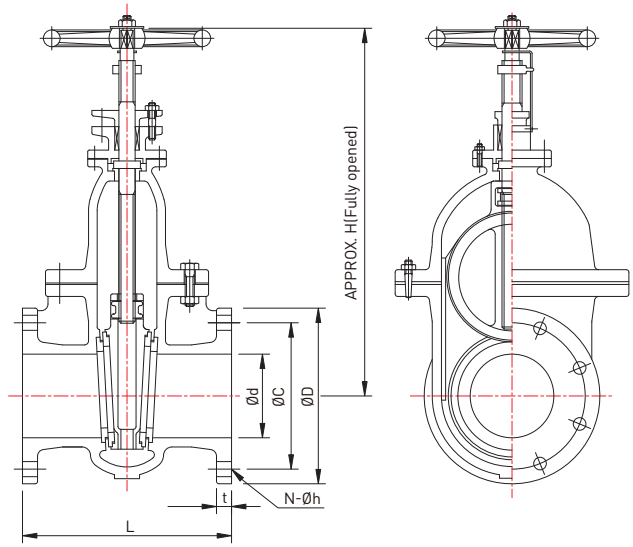
GATE VALVES

PART LIST FOR GATE VALVES



DIMENSION & WEIGHT LIST FOR GATE VALVES

CAST STEEL MARINE VALVES - JIS 10K GATE VALVE (JIS F7366)



DIMENSION TABLE

UNIT(mm)

RATING	Nominal dia	Ød	ØD	ØC	N-Øh	t	L	H	WEIGHT (kg)
JIS 10K	50A	50	155	120	4-19	16	200	300	17.1
	65A	65	175	140	4-19	18	220	350	26.5
	80A	80	185	150	8-19	18	230	400	31.5
	100A	100	210	175	8-19	18	250	450	44.9
	125A	125	250	210	8-23	20	270	520	63.2
	150A	150	280	240	8-23	22	290	580	82.3
	200A	200	330	290	12-23	22	310	700	130
	250A	250	400	355	12-25	24	340	840	203
	300A	300	445	400	16-25	24	380	960	291
	350A	335	490	445	16-25	26	420	1050	368
	400A	380	560	510	16-27	28	480	1150	507

TEST PRESSURE (MPa)

MAX. WORKING PRESSURE (MPa)	FLUID CONDITION			
	SATURATED STEAM	OIL AND PULSATION WATER	NON-SHOCK WATER UP TO 120 °C	
JIS 10K	UP TO 200A	0.7	1.0	1.4
	250A TO 400A	0.5		
TEST PRESSURE (MPa)				
RATING	SIZE	HYDROSTATIC PRESS TEST (SHELL)		HYDROSTATIC PRESS TEST (SEAT)
JIS 10K	UP TO 250A	2.1		1.54
	300A TO 400A	1.8		1.32

Remark

1. The flanges shall conform to nominal pressure 10K of JIS B2210.
2. The name plate shall be specified by purchaser as required.

GLOBE VALVES

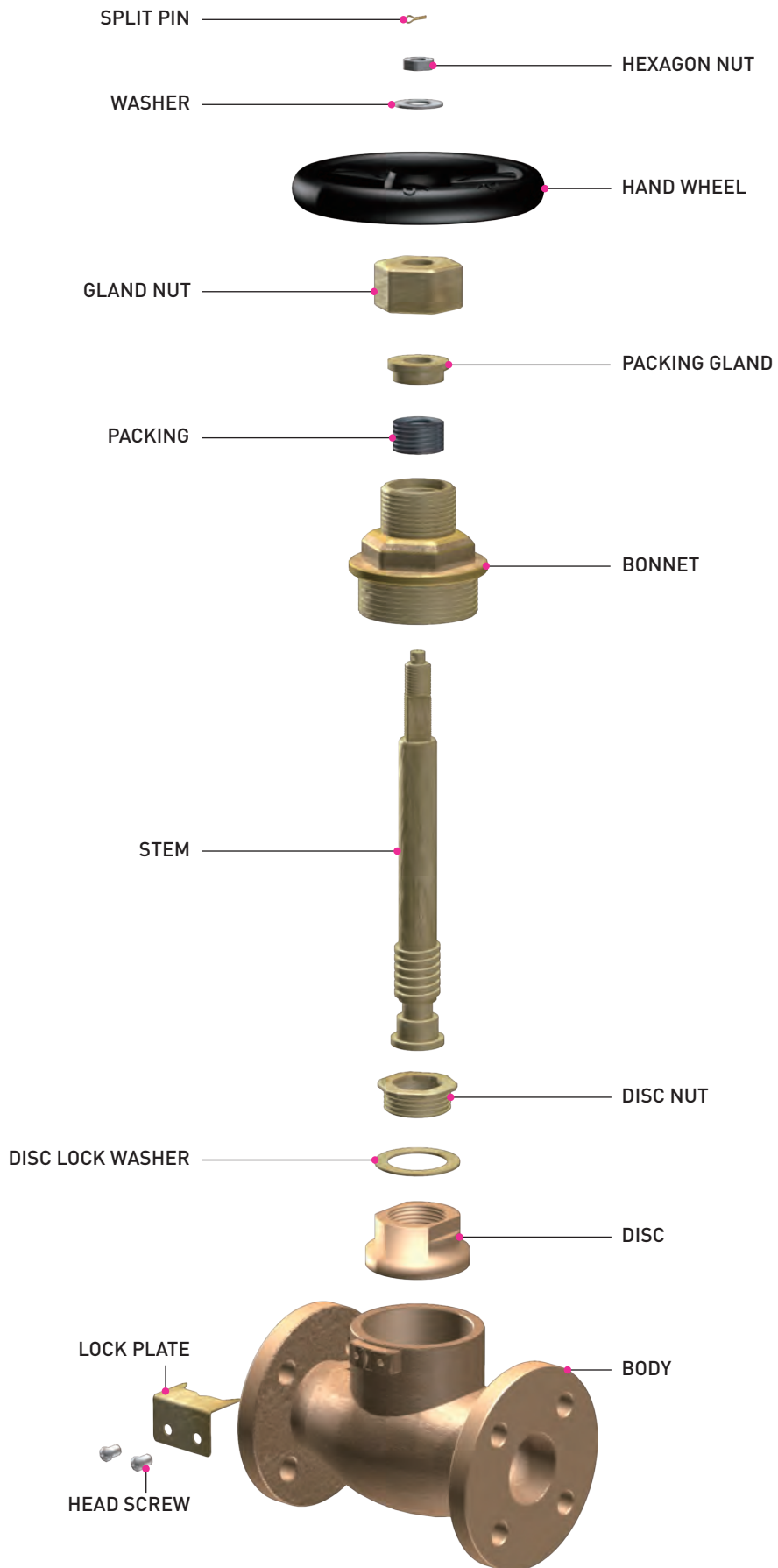
CAST BRONZE

- PART LIST FOR GLOBE VALVES
- DIMENSION & WEIGHT LIST FOR GLOBE VALVES



GLOBE VALVES

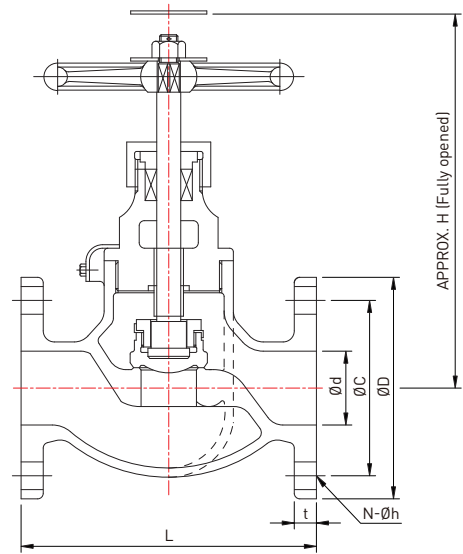
PART LIST FOR GLOBE VALVES



DIMENSION & WEIGHT LIST FOR GLOBE VALVES

CAST BRONZE MARINE VALVES

- JIS 5K GLOBE VALVE (JIS F7301)
- JIS 16K GLOBE VALVE (JIS F7303)



DIMENSION TABLE

UNIT(mm)

RATING	Nominal dia	Ød	ØD	ØC	N-Øh	t	L	H	WEIGHT (kg)
JIS 5K	15A	15	80	60	4-12	9	100	130	2.02
	20A	20	85	65	4-12	10	110	140	2.86
	25A	25	95	75	4-12	10	120	160	3.54
	32A	32	115	90	4-15	12	140	170	5
	40A	40	120	95	4-15	12	160	190	6.48
	50A	50	130	105	4-15	14	210	235	11.7
	65A	65	155	130	4-15	14	250	260	17
JIS 16K	15A	15	95	70	4-15	12	110	130	2.76
	20A	20	100	75	4-15	14	120	140	3.72
	25A	25	125	90	4-19	14	130	160	5.20
	32A	32	135	100	4-19	16	160	170	6.91
	40A	40	140	105	4-19	16	180	190	8.43

FLUID CONDITION & TEST PRESSURE (MPa)

RATING	FLUID CONDITION			TEST PRESSURE (MPa)	
	STEAM UP TO 205°C	AIR, GAS, OIL AND PULSATION WATER	NON-SHOCK WATER UP TO 120°C	HYDROSTATIC PRESS TEST (SHELL)	HYDROSTATIC PRESS TEST (SEAT)
JIS 5K	0.49	0.49	0.69	1.03	0.76
JIS 16K	1.6	1.6	2.2	3.3	2.42

Remark

1. The flanges shall conform to nominal pressure 5K and 16K of JIS B2240.
2. JIS F7301 5K for nominal dia 50 and 65 shall be made Bolted Bonnet type.

GLOBE VALVES

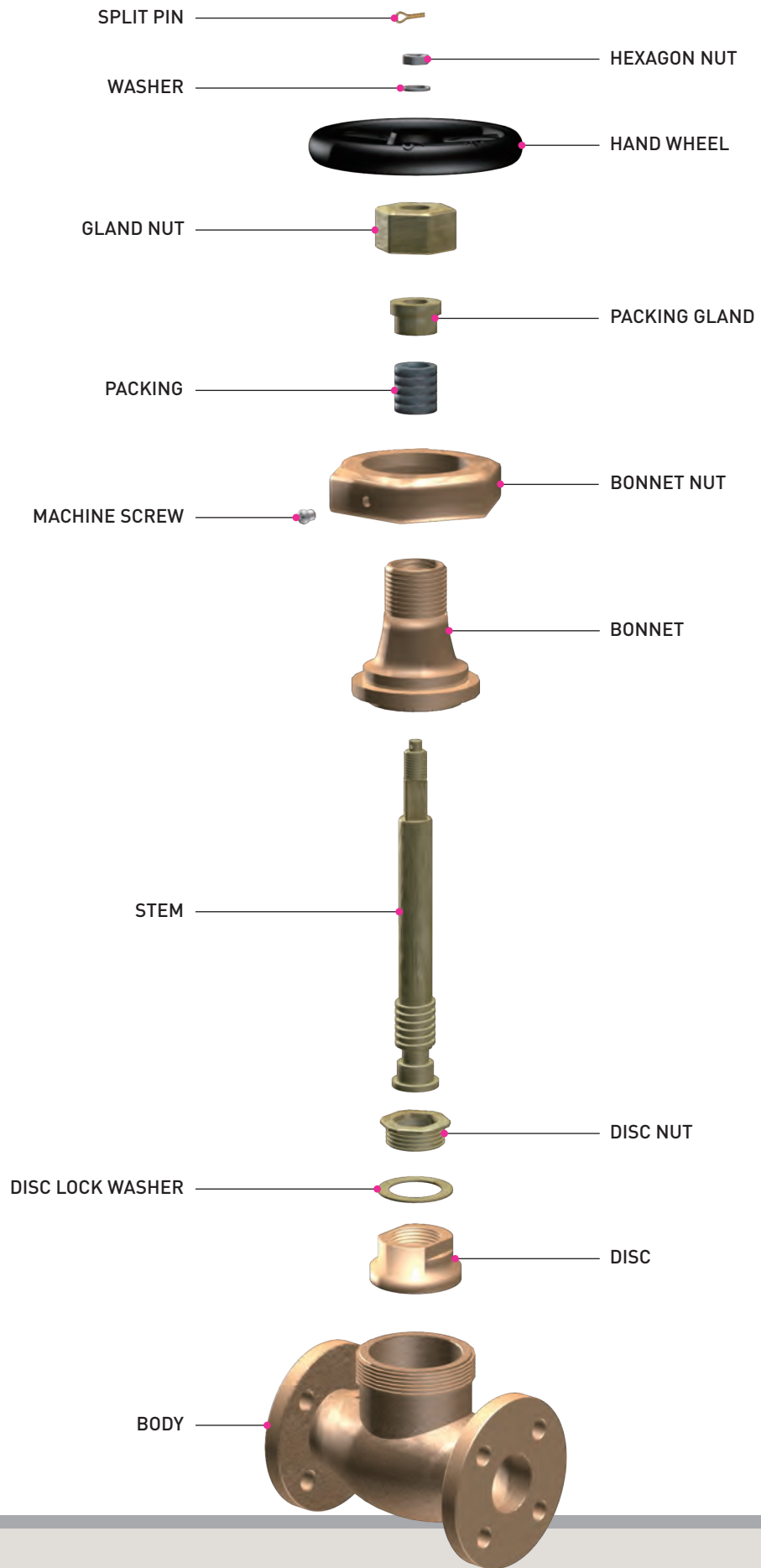
CAST BRONZE

- PART LIST FOR GLOBE VALVES
- DIMENSION & WEIGHT LIST FOR GLOBE VALVES



GLOBE VALVES

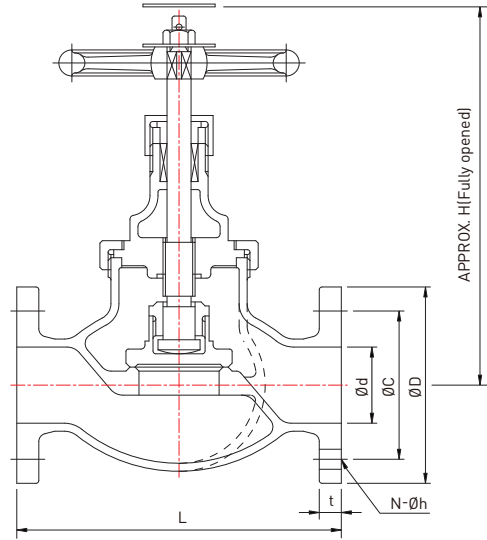
PART LIST FOR GLOBE VALVES



DIMENSION & WEIGHT LIST FOR GLOBE VALVES

CAST BRONZE MARINE VALVES

- JIS 5K GLOBE VALVE (JIS F7346)
- JIS 16K GLOBE VALVE (JIS F7348)



DIMENSION TABLE

UNIT(mm)

RATING	Nominal dia	Ød	ØD	ØC	N-Øh	t	L	H	WEIGHT (kg)
JIS 5K	15A	15	80	60	4-12	9	100	155	2.21
	20A	20	85	65	4-12	10	110	165	3.04
	25A	25	95	75	4-12	10	120	185	3.97
	32A	32	115	90	4-15	12	140	195	5.23
	40A	40	120	95	4-15	12	160	210	6.94
JIS 16K	15A	15	95	70	4-15	12	110	155	2.96
	20A	20	100	75	4-15	14	120	165	3.92
	25A	25	125	90	4-19	14	130	185	5.65
	32A	32	135	100	4-19	16	160	195	7.24
	40A	40	140	105	4-19	16	180	210	9.12

FLUID CONDITION & TEST PRESSURE (MPa)

RATING	FLUID CONDITION			TEST PRESSURE (MPa)	
	STEAM UP TO 205°C	AIR, GAS, OIL AND PULSATION WATER	NON-SHOCK WATER UP TO 120°C	HYDROSTATIC PRESS TEST (SHELL)	HYDROSTATIC PRESS TEST (SEAT)
JIS 5K	0.5	0.5	0.7	1.05	0.77
JIS 16K	1.6	1.6	2.2	3.3	2.42



Remark

The flanges shall conform to nominal pressure 5K and 16K of JIS B2240.

GLOBE VALVES

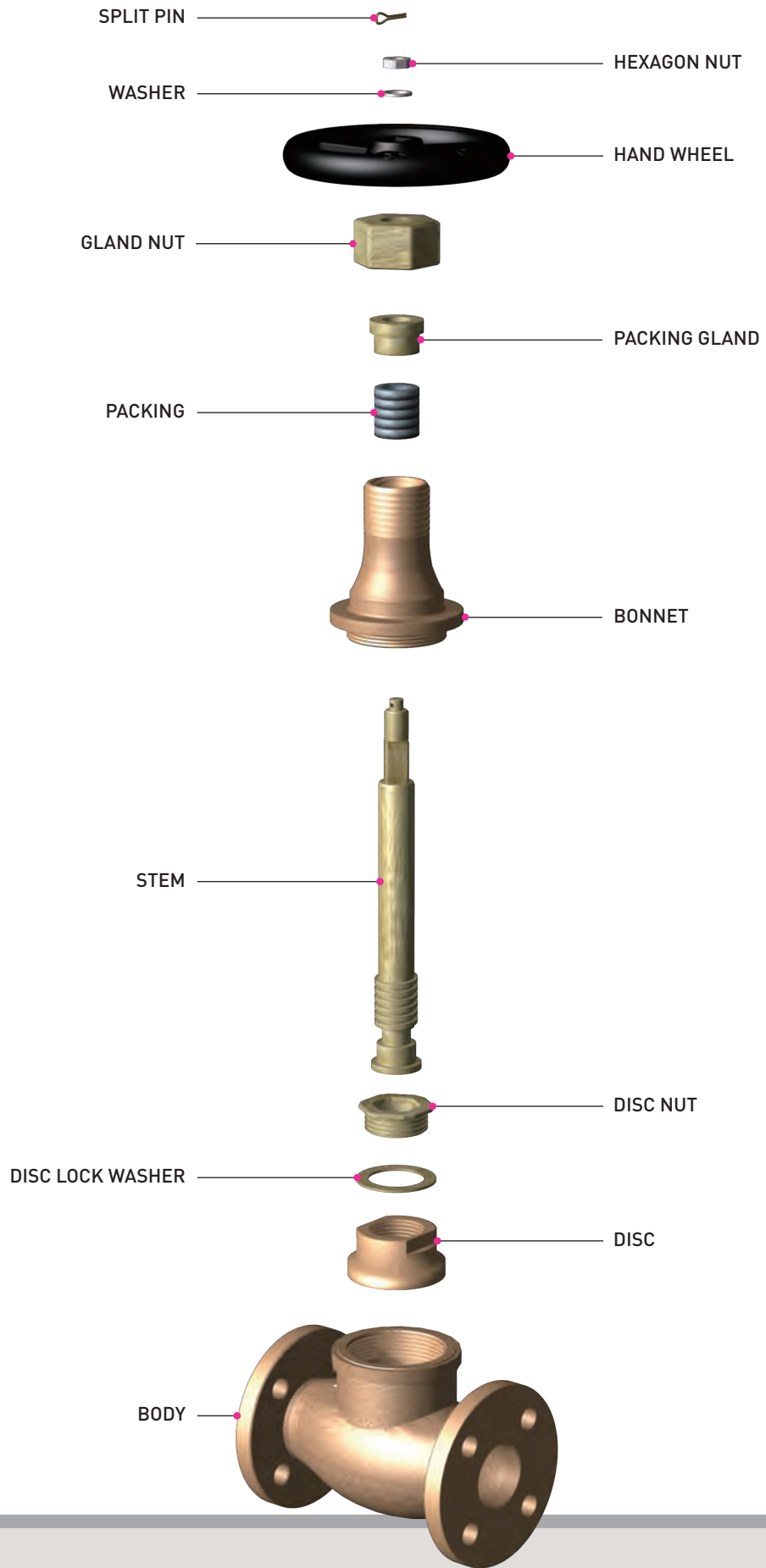
CAST BRONZE

- PART LIST FOR GLOBE VALVES
- DIMENSION LIST FOR GLOBE VALVES



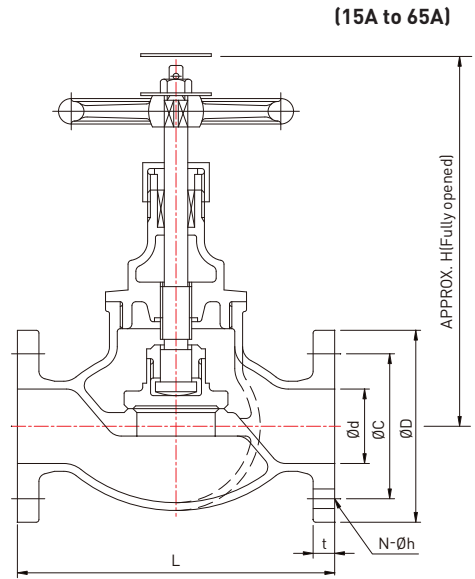
GLOBE VALVES

PART LIST FOR GLOBE VALVES - 15A to 65A



DIMENSION LIST FOR GLOBE VALVES - 1

CAST BRONZE MARINE VALVES - JIS 10K GLOBE VALVE (JIS B2026)



DIMENSION TABLE

UNIT(mm)

RATING	Nominal dia	Ød	FLANGE				L	H
			ØD	ØC	N-Øh	t		
JIS 10K	15A	15	95	70	4-15	10	85	110
	20A	20	100	75	4-15	10	95	125
	25A	25	125	90	4-19	12	110	140
	32A	32	135	100	4-19	12	130	170
	40A	40	140	105	4-19	12	150	180
	50A	50	155	120	4-19	16	180	205
	65A	65	175	140	4-19	18	210	240

TEST PRESSURE (MPa)

RATING	HYDROSTATIC PRESS TEST (SHELL)	HYDROSTATIC PRESS TEST (SEAT)
JIS 10K	2.1	1.54


Remark

The flanges shall conform to nominal pressure 10K.

GLOBE VALVES

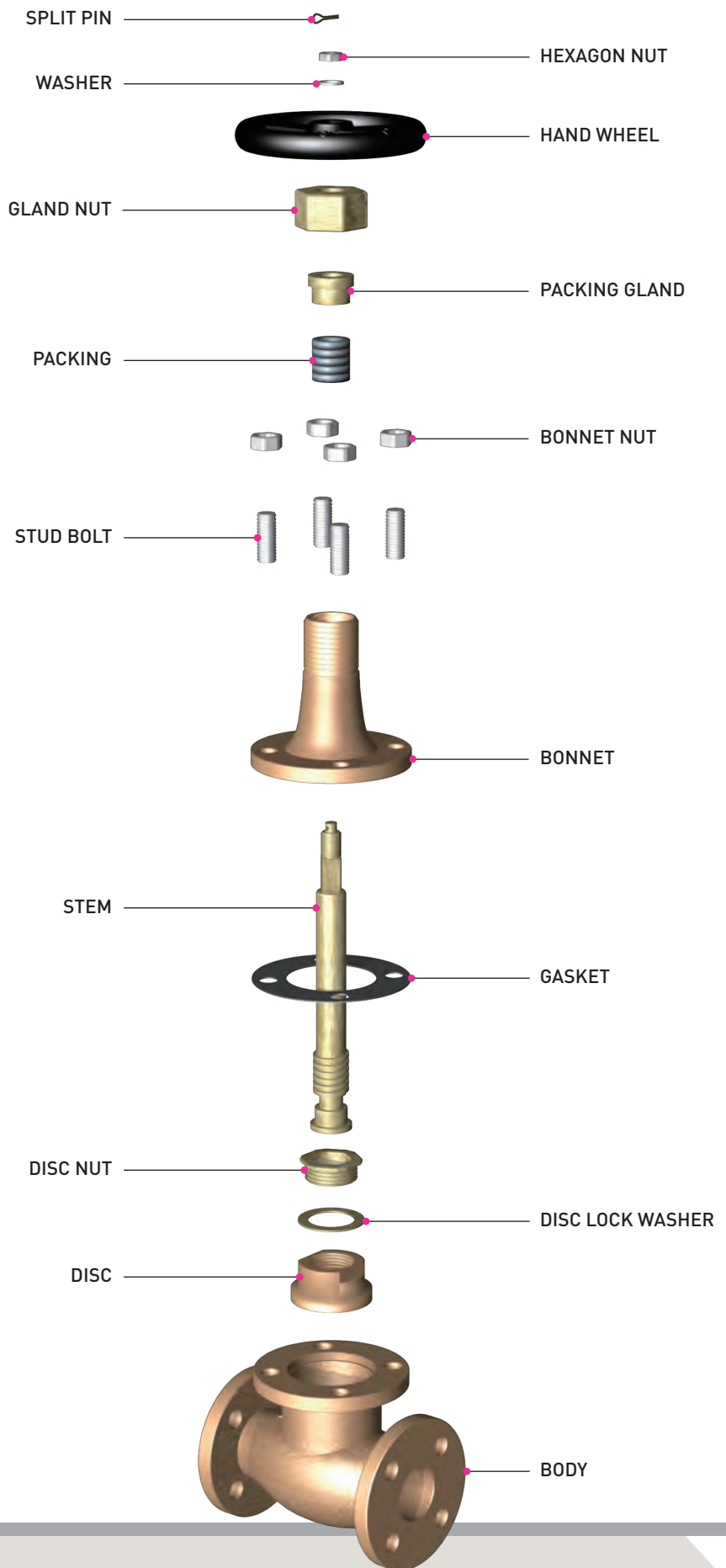
CAST BRONZE

- PART LIST FOR GLOBE VALVES
- DIMENSION LIST FOR GLOBE VALVES



GLOBE VALVES

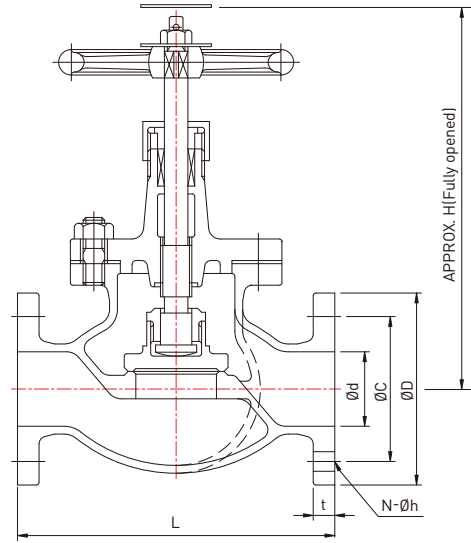
PART LIST FOR GLOBE VALVES - ABOVE 80A



DIMENSION LIST FOR GLOBE VALVES - 2

CAST BRONZE MARINE VALVES - JIS 10K GLOBE VALVE (JIS B2026)

(ABOVE 80A)



DIMENSION TABLE

UNIT(mm)

RATING	Nominal dia	Ød	FLANGE				L	H
			ØD	ØC	N-Øh	t		
JIS 10K	15A	15	95	70	4-15	10	85	110
	20A	20	100	75	4-15	10	95	125
	25A	25	125	90	4-19	12	110	140
	32A	32	135	100	4-19	12	130	170
	40A	40	140	105	4-19	12	150	180
	50A	50	155	120	4-19	16	180	205
	65A	65	175	140	4-19	18	210	240
	80A	80	185	150	8-19	20	240	275

TEST PRESSURE (MPa)

RATING	HYDROSTATIC PRESS TEST (SHELL)	HYDROSTATIC PRESS TEST (SEAT)
JIS 10K	2.1	1.54

Remark


The flanges shall conform to nominal pressure 10K.

GLOBE VALVES

CAST BRONZE

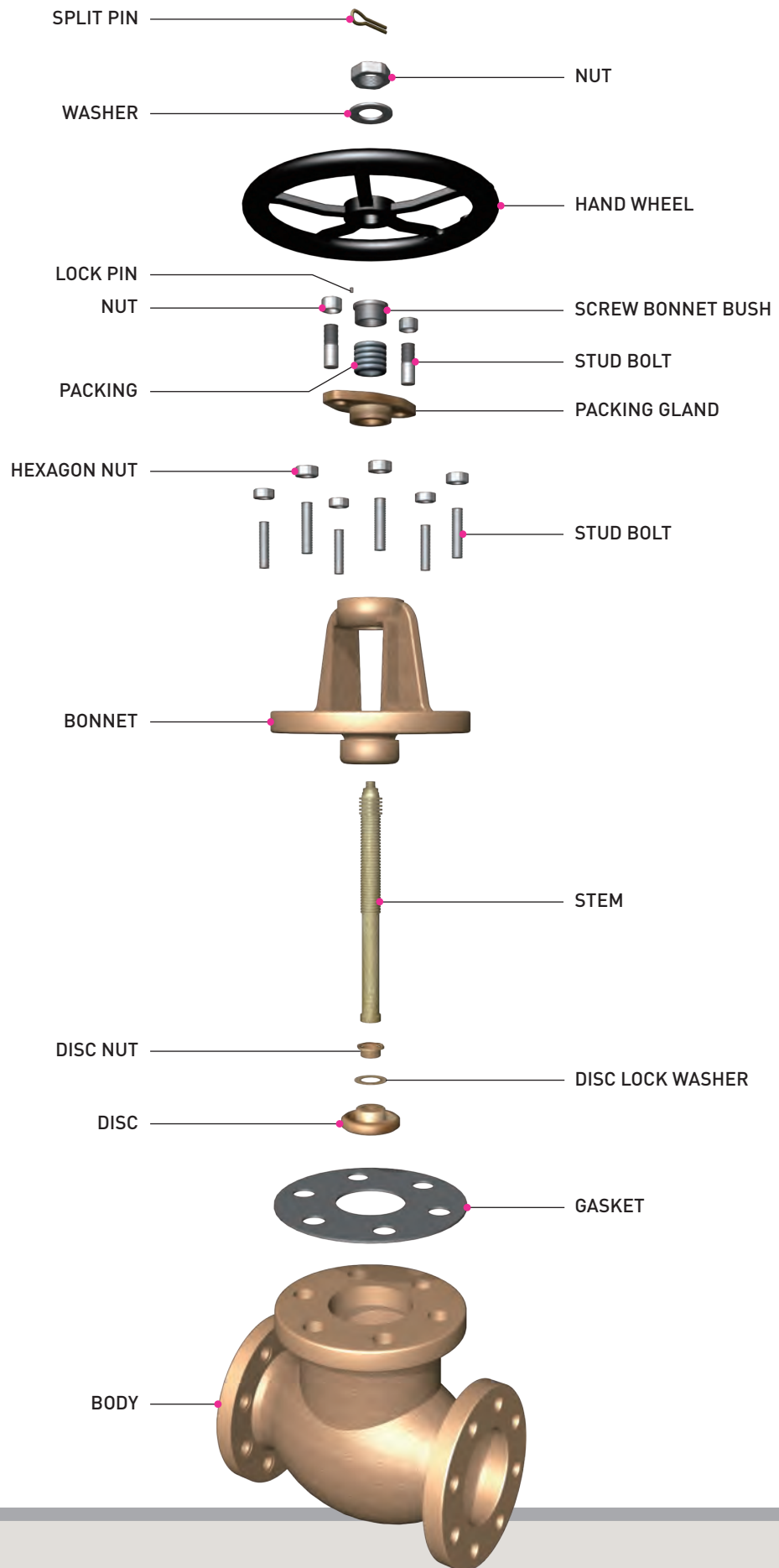
- PART LIST FOR GLOBE VALVES
- DIMENSION & WEIGHT LIST FOR GLOBE VALVES

GLOBE VALVES



GLOBE VALVES

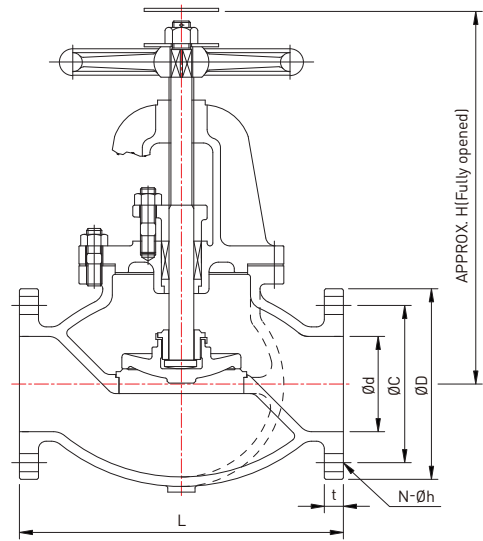
PART LIST FOR GLOBE VALVES



DIMENSION & WEIGHT LIST FOR GLOBE VALVES

CAST BRONZE MARINE VALVES

- JIS 5K GLOBE VALVE (Ref. to JIS F7305)
- JIS 10K GLOBE VALVE (Ref. to JIS F7307)
- JIS 16K GLOBE VALVE (Ref. to JIS F7309)



DIMENSION TABLE

UNIT(mm)

RATING	Nominal dia	Ød	ØD	ØC	N-Øh	t	L	H	WEIGHT (kg)
JIS 5K	50A	50	130	105	4-15	14	210	270	17.64
	65A	65	155	130	4-15	14	250	300	25.56
	80A	80	180	145	4-19	14	280	310	33.25
	100A	100	200	165	8-19	16	340	360	48.96
	125A	125	235	200	8-19	16	410	390	69.12
	150A	150	265	230	8-19	18	480	445	96.36
	200A	200	320	280	8-23	20	570	530	166.8
	250A	250	385	345	12-23	22	740	650	295.2
	300A	300	430	390	12-23	22	840	740	452.4
	350A	335	480	435	12-25	24	940	840	554.4
400A	380	540	495	16-25	24	1050	940	776.4	
JIS 10K	50A	50	155	120	4-19	16	220	285	23.88
	65A	65	175	140	4-19	18	270	310	34.44
	80A	80	185	150	8-19	18	300	320	38.88
	100A	100	210	175	8-19	18	350	370	58.44
	125A	125	250	210	8-23	20	420	420	87.72
	150A	150	280	240	8-23	22	490	470	124.8
	200A	200	330	290	12-23	22	570	555	194.4
	250A	250	400	355	12-25	24	740	680	364.8
JIS 16K	50A	50	155	120	8-19	16	220	285	23.52
	65A	65	175	140	8-19	18	270	310	33.96
	80A	80	200	160	8-23	20	300	340	48.48
	100A	100	225	185	8-23	22	350	385	68.28
	125A	125	270	225	8-25	24	430	455	107.4
	150A	150	305	260	12-25	26	500	510	147.6
200A	200	350	305	12-25	28	570	630	225.6	

FLUID CONDITION & TEST PRESSURE (MPa)

RATING	SIZE	HYDROSTATIC PRESS TEST (SHELL)	HYDROSTATIC PRESS TEST (SEAT)
JIS 5K	UP TO 300A	1.05	0.77
	350A TO 400A	0.9	0.66
JIS 10K	UP TO 200A	2.1	1.54
	OVER 250A	1.5	1.1
JIS 16K	50A TO 200A	3.3	2.42




Remark

1. The flanges shall conform to nominal pressure 5K, 10K and 16K of JIS B2210.
2. The name plate shall be specified by purchaser as required.

GLOBE VALVES

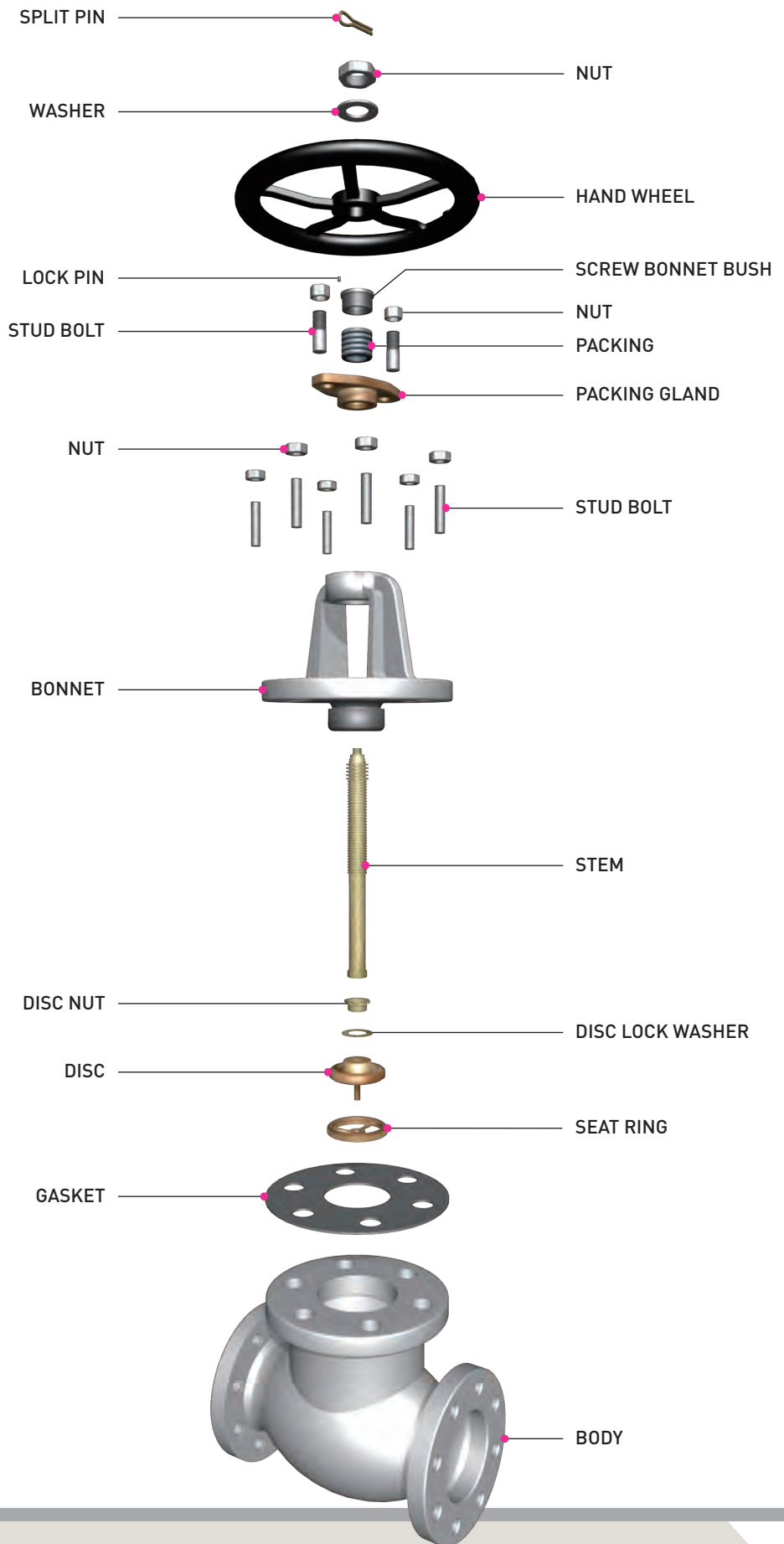
CAST IRON

- PART LIST FOR GLOBE VALVES
- DIMENSION & WEIGHT LIST FOR GLOBE VALVES



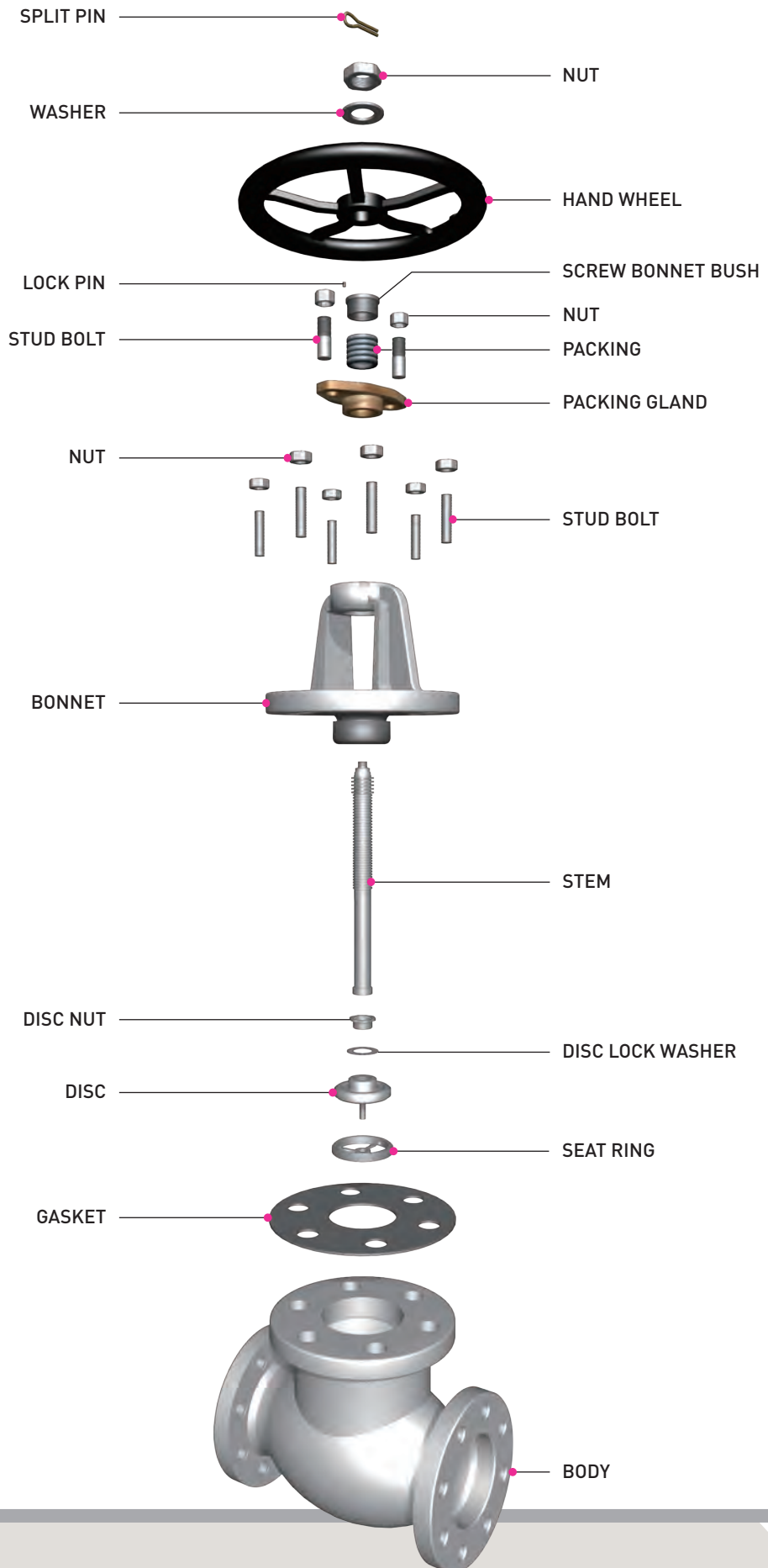
GLOBE VALVES

PART LIST FOR GLOBE VALVES - CLASS B



GLOBE VALVES

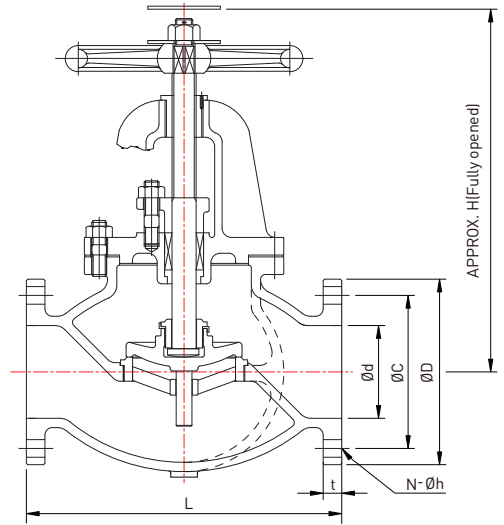
PART LIST FOR GLOBE VALVES - CLASS S



DIMENSION & WEIGHT LIST FOR GLOBE VALVES

CAST IRON MARINE VALVES

- JIS 5K GLOBE VALVE (JIS F7305)
- JIS 10K GLOBE VALVE (JIS F7307)
- JIS 16K GLOBE VALVE (JIS F7309)



DIMENSION TABLE

UNIT(mm)

RATING	Nominal dia	Ød	ØD	ØC	N-Øh	t	L	H	WEIGHT (kg)
JIS 5K	50A	50	130	105	4-15	16	210	270	14.7
	65A	65	155	130	4-15	18	250	300	21.3
	80A	80	180	145	4-19	18	280	310	27.7
	100A	100	200	165	8-19	20	340	360	40.8
	125A	125	235	200	8-19	20	410	390	57.6
	150A	150	265	230	8-19	22	480	445	80.3
	200A	200	320	280	8-23	24	570	530	139
	250A	250	385	345	12-23	26	740	650	246
	300A	300	430	390	12-23	28	840	740	377
JIS 10K	50A	50	155	120	4-19	20	220	285	19.9
	65A	65	175	140	4-19	22	270	310	28.7
	80A	80	185	150	8-19	22	300	320	32.4
	100A	100	210	175	8-19	24	350	370	48.7
	125A	125	250	210	8-23	24	420	420	73.1
	150A	150	280	240	8-23	26	490	470	104
	200A	200	330	290	12-23	26	570	555	162
	250A	250	400	355	12-25	30	740	680	304
	300A	300	445	400	16-25	32	840	770	458
JIS 16K	50A	50	155	120	8-19	20	220	285	19.6
	65A	65	175	140	8-19	22	270	310	28.3
	80A	80	200	160	8-23	24	300	340	40.4
	100A	100	225	185	8-23	26	350	385	56.9
	125A	125	270	225	8-25	26	430	455	89.5
	150A	150	305	260	12-25	28	500	510	123
	200A	200	350	305	12-25	30	570	630	188

FLUID CONDITION & MAX. WORKING PRESSURE (MPa)

RATING	SIZE	TRIM	STEAM UP TO 230°C	STEAM UP TO 205°C	SATURATED STEAM	AIR AND GAS	OIL AND PULSATION WATER	NON-SHOCK WATER UP TO 120°C
JIS 5K	UP TO 200A	CLASS B	-	0.5	-	0.5 (UP TO 300A)	0.5	0.7 (UP TO 300A)
		CLASS S	0.5					
	250A TO 400A	CLASS B	-					0.6
JIS 10K	UP TO 200A	CLASS B	-	-	1.0	-	1.0	1.4
	OVER 250A	CLASS S	1.0					
JIS 16K	50A TO 200A	CLASS B	-	1.6	-	1.6	1.6	2.2
		CLASS S	1.6					

TEST PRESSURE (MPa)

RATING	SIZE	HYDROSTATIC PRESS TEST (SHELL)	HYDROSTATIC PRESS TEST (SEAT)
JIS 5K	UP TO 300A	1.05	0.77
	350A TO 400A	0.9	0.66
JIS 10K	UP TO 200A	2.1	1.54
	OVER 250A	1.5	1.1
JIS 16K	50A TO 200A	3.3	2.42



Remark

1. The flanges shall conform to nominal pressure 5K, 10K and 16K of JIS B2210.
2. The name plate shall be specified by purchaser as required.

GLOBE VALVES

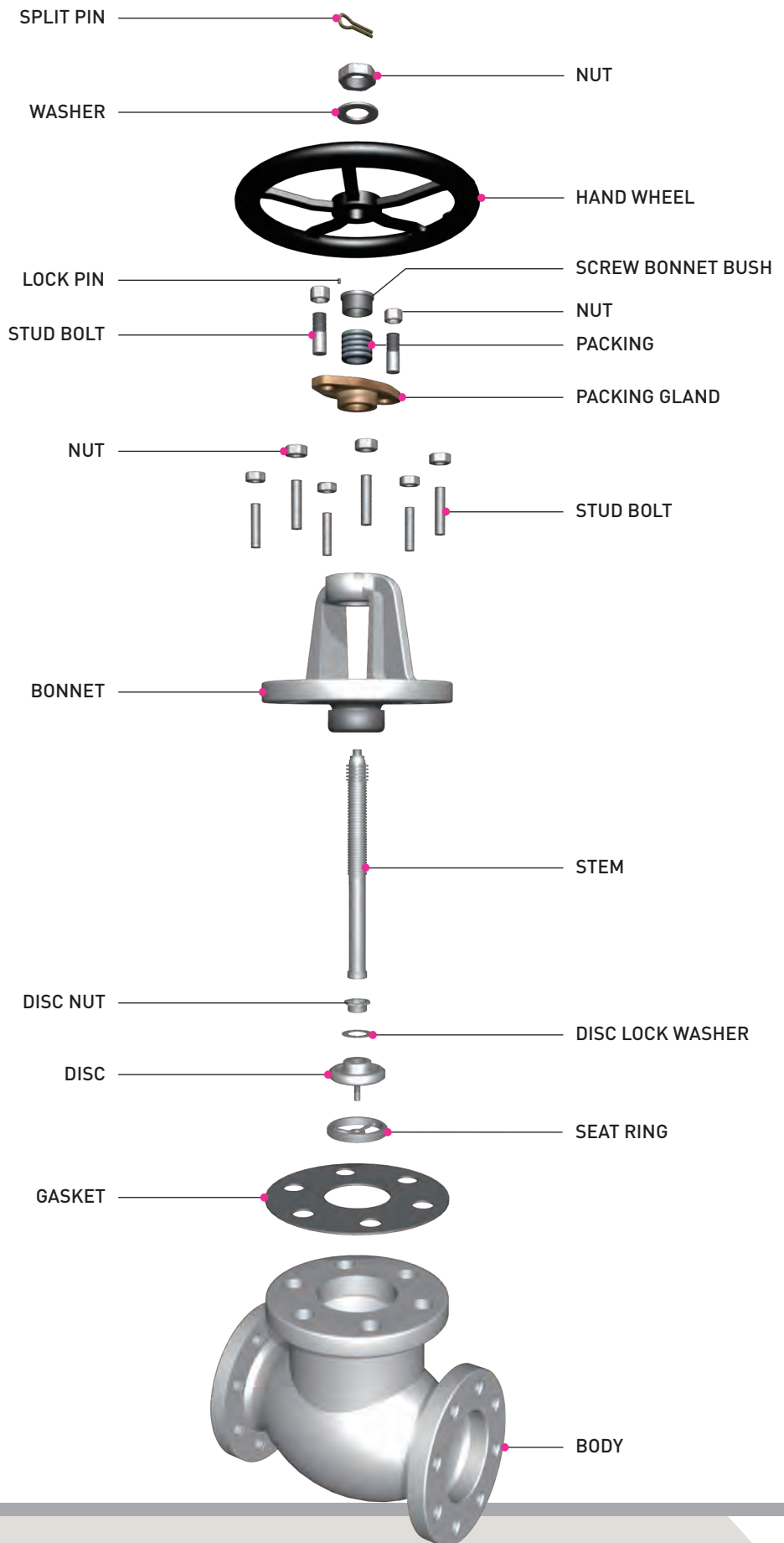
CAST STEEL

- PART LIST FOR GLOBE VALVES
- DIMENSION & WEIGHT LIST FOR GLOBE VALVES



GLOBE VALVES

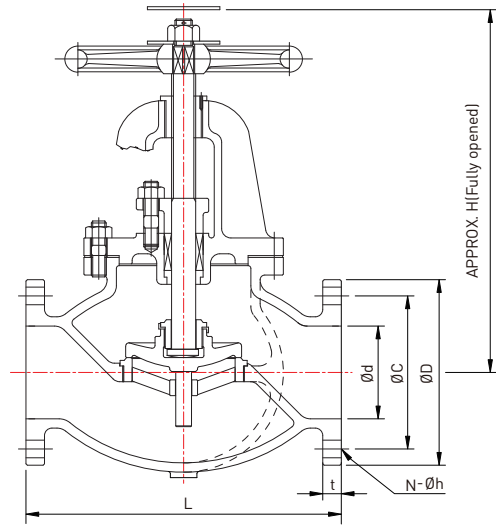
PART LIST FOR GLOBE VALVES



DIMENSION & WEIGHT LIST FOR GLOBE VALVES

CAST STEEL MARINE VALVES

- JIS 5K GLOBE VALVE (Ref. to JIS F7305)
- JIS 10K GLOBE VALVE (Ref. to JIS F7307)
- JIS 16K GLOBE VALVE (Ref. to JIS F7309)



DIMENSION TABLE

UNIT(mm)

RATING	Nominal dia	Ød	ØD	ØC	N-Øh	t	L	H	WEIGHT (kg)
JIS 5K	50A	50	130	105	4-15	14	210	270	15.93
	65A	65	155	130	4-15	14	250	300	23.07
	80A	80	180	145	4-19	14	280	310	30
	100A	100	200	165	8-19	16	340	360	44.19
	125A	125	235	200	8-19	16	410	390	62.39
	150A	150	265	230	8-19	18	480	445	86.97
	200A	200	320	280	8-23	20	570	530	150.54
	250A	250	385	345	12-23	22	740	650	266.42
	300A	300	430	390	12-23	22	840	740	408.3
	350A	335	480	435	12-25	24	940	840	500.35
400A	380	540	495	16-25	24	1050	940	700.7	
JIS 10K	50A	50	155	120	4-19	16	220	285	21.68
	65A	65	175	140	4-19	18	270	310	31.26
	80A	80	185	150	8-19	18	300	320	35.29
	100A	100	210	175	8-19	18	350	370	53.04
	125A	125	250	210	8-23	20	420	420	79.61
	150A	150	280	240	8-23	22	490	470	113.26
	200A	200	330	290	12-23	22	570	555	176.42
	250A	250	400	355	12-25	24	740	680	331.06
	300A	300	445	400	16-25	24	840	770	498.77
JIS 16K	50A	50	155	120	8-19	16	220	285	21.23
	65A	65	175	140	8-19	18	270	310	30.65
	80A	80	200	160	8-23	20	300	340	43.75
	100A	100	225	185	8-23	22	350	385	61.63
	125A	125	270	225	8-25	24	430	455	96.93
	150A	150	305	260	12-25	26	500	510	133.21
	200A	200	350	305	12-25	28	570	630	203.60

TEST PRESSURE (MPa)

RATING	SIZE	HYDROSTATIC PRESS TEST (SHELL)	HYDROSTATIC PRESS TEST (SEAT)
JIS 5K	UP TO 300A	1.05	0.77
	350A TO 400A	0.9	0.66
JIS 10K	UP TO 200A	2.1	1.54
	OVER 250A	1.5	1.1
JIS 16K	50A TO 200A	3.3	2.42


Remark

1. The flanges shall conform to nominal pressure 5K, 10K and 16K of JIS B2210.
2. The name plate shall be specified by purchaser as required.

GLOBE VALVES

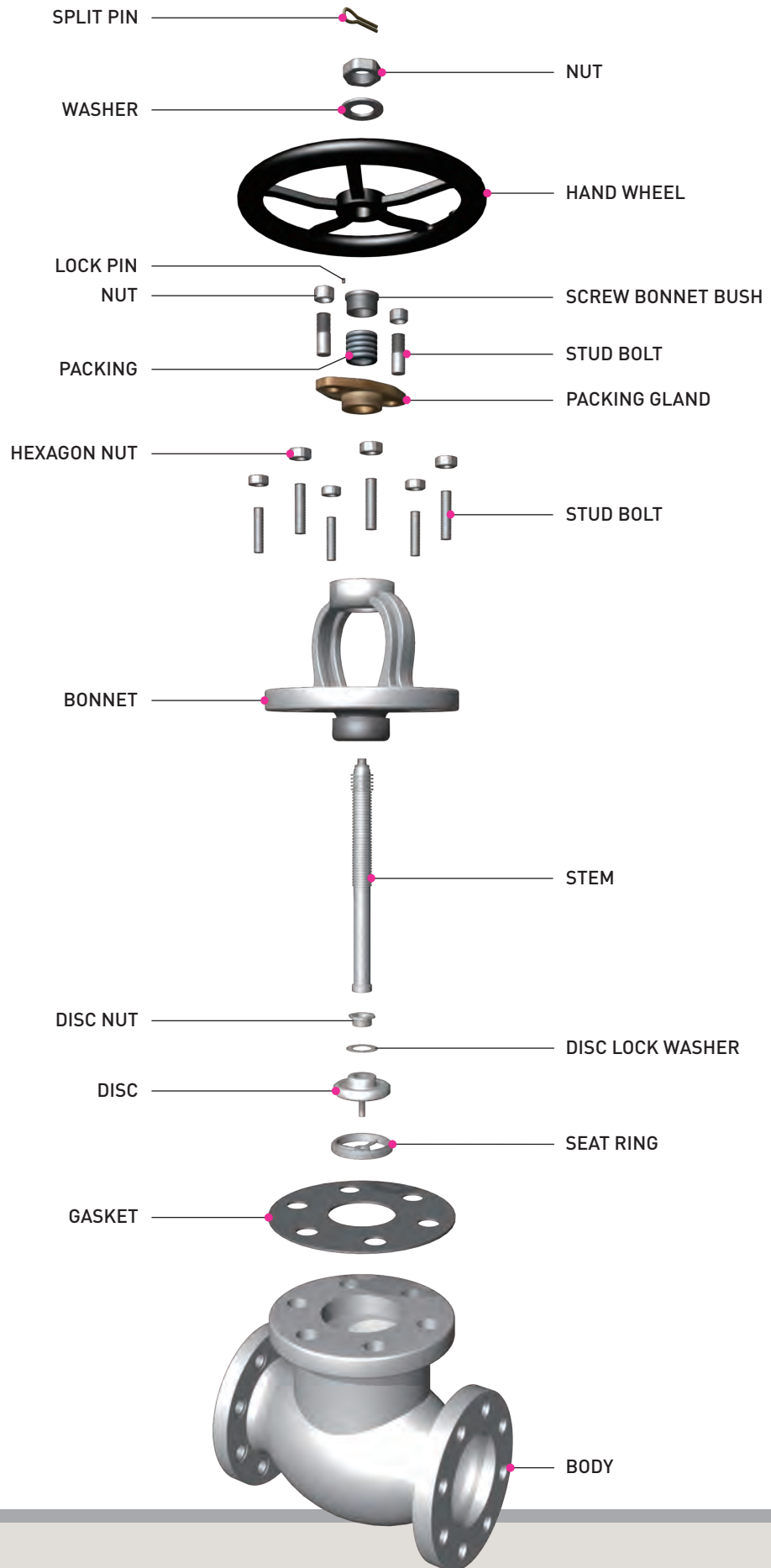
CAST STEEL

- PART LIST FOR GLOBE VALVES
- DIMENSION & WEIGHT LIST FOR GLOBE VALVES



GLOBE VALVES

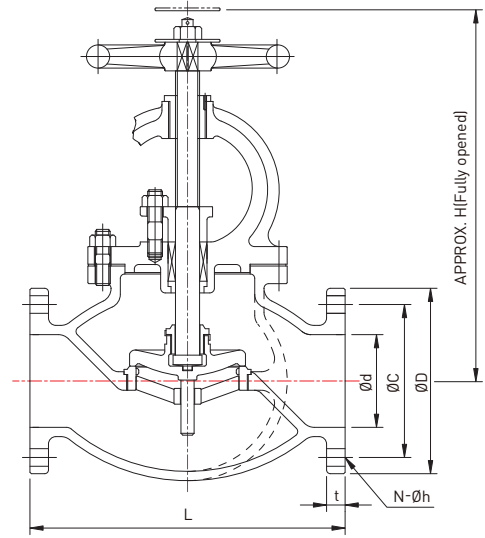
PART LIST FOR GLOBE VALVES



DIMENSION & WEIGHT LIST FOR GLOBE VALVES

CAST STEEL MARINE VALVES

- JIS 10K GLOBE VALVE (JIS F7319)
- JIS 20K GLOBE VALVE (JIS F7313)



DIMENSION TABLE

UNIT(mm)

RATING	Nominal dia	Ød	ØD	ØC	N-Øh	t	L	H	WEIGHT (kg)
JIS 10K	50A	50	155	120	4-19	16	220	270	17.9
	65A	65	175	140	4-19	18	270	300	26.0
	80A	80	185	150	8-19	18	300	310	29.8
	100A	100	210	175	8-19	18	350	355	44.7
	125A	125	250	210	8-23	20	420	415	70.3
	150A	150	280	240	8-23	22	490	470	96.4
	200A	200	330	290	12-23	22	570	565	159
	250A	250	400	355	12-25	24	740	645	257
JIS 20K (RF)	300A	300	445	400	16-25	24	840	735	370
	32A	32	135	100	4-19	18	190	270	14.4
	40A	40	140	105	4-19	18	200	290	16.0
	50A	50	155	120	8-19	18	230	305	21.6
	65A	65	175	140	8-19	20	270	345	30.4
	80A	80	200	160	8-23	22	300	385	43.5
	100A	100	225	185	8-23	24	350	440	62.3
	125A	125	270	225	8-25	26	430	500	95.7
	150A	150	305	260	12-25	28	500	550	133.3
	200A	200	350	305	12-25	30	560	630	296.1
250A	250	430	380	12-27	34	660	725	339.1	

FLUID CONDITION • MAX. WORKING PRESSURE & TEST PRESSURE (MPa)

FLUID CONDITION MAX. WORKING PRESSURE (MPa)	STEAM OF 400°C	STEAM OF 350°C	STEAM OF 300°C	STEAM UP TO 220°C	AIR, GAS, OIL AND PULSATION WATER	NON-SHOCK WATER UP TO 120°C
JIS 10K	-	-	1.0	1.2	1.2	1.4
JIS 20K	2.3	2.6	2.9	3.1	3.1	3.4
TEST PRESSURE (MPa)						
RATING	HYDROSTATIC PRESS TEST (SHELL)			HYDROSTATIC PRESS TEST (SEAT)		
JIS 10K	2.1			1.54		
JIS 20K	5.1			3.74		



Remark

1. The flanges shall conform to nominal pressure 10K and 20K of JIS B2210.
2. The name plate shall be specified by purchaser as required.

GLOBE VALVES

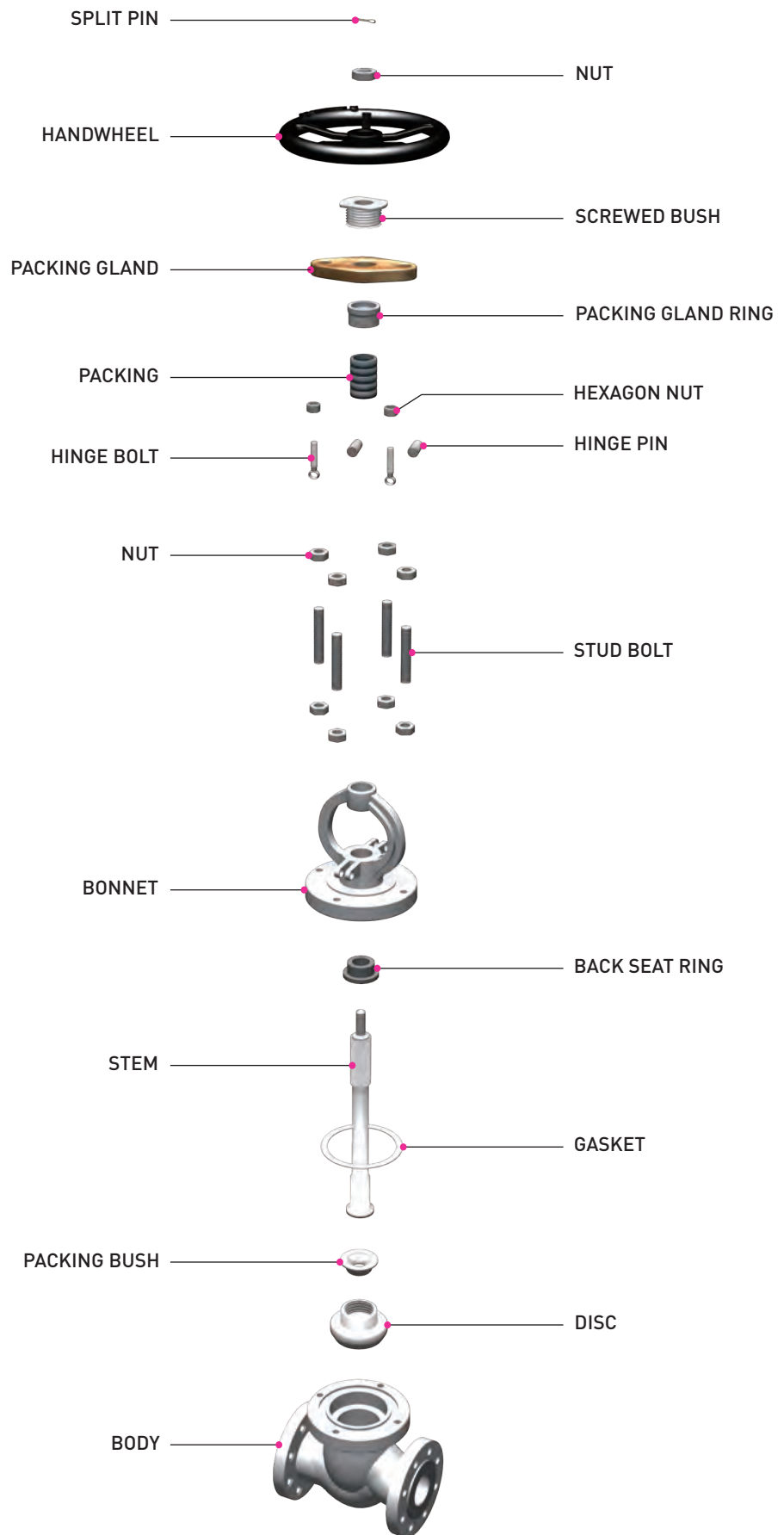
CAST STEEL

- PART LIST FOR GLOBE VALVES
- DIMENSION & WEIGHT LIST FOR GLOBE VALVES



GLOBE VALVES

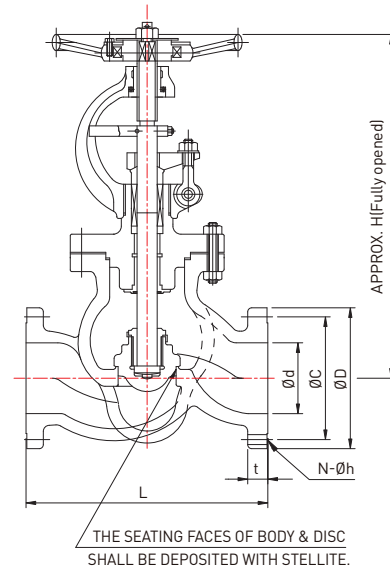
PART LIST FOR GLOBE VALVES



DIMENSION & WEIGHT LIST FOR GLOBE VALVES

CAST STEEL MARINE VALVES

- JIS 30K GLOBE VALVE (JIS F7315)
- JIS 40K GLOBE VALVE (JIS F7317)



DIMENSION TABLE

UNIT(mm)

RATING	Nominal dia	Ød	ØD	ØC	N-Øh	t	L	H	WEIGHT (kg)
JIS 30K (RF)	100A	100	240	195	8-25	32	410	575	115
	125A	125	275	230	8-25	36	460	670	168
	150A	150	325	275	12-27	38	500	755	242
JIS 40K (RF)	32A	32	140	105	4-19	24	229	370	25.4
	40A	38	160	120	4-23	24	241	395	30.2
	50A	50	165	130	8-19	26	292	435	41.0
	65A	62	200	160	8-23	30	330	490	62.3
	80A	75	210	170	8-23	32	356	540	79.0
	100A	100	250	205	8-25	36	432	640	140
	125A	120	300	250	8-27	40	508	720	197
150A	145	355	295	12-33	44	559	815	298	

FLUID CONDITION • MAX. WORKING PRESSURE & TEST PRESSURE (MPa)

FLUID CONDITION		STEAM OF 490°C	STEAM OF 475°C	STEAM OF 450°C	STEAM OF 425°C	STEAM OF 400°C	STEAM OF 350°C	STEAM UP TO 300°C	AIR, GAS, OIL AND PULSATION WATER
JIS 30K	CARBON STEEL	-	-	-	3.0	3.4	3.9	4.3	4.6
	MOLYBDENUM STEEL	-	-	3.4	3.6	3.8	3.9	4.3	4.6
JIS 40K	CARBON STEEL	-	-	-	4.0	4.6	5.2	5.7	6.2
	MOLYBDENUM STEEL	-	4.0	4.5	4.8	5.1	5.2	5.7	6.2
TEST PRESSURE (MPa)									
RATING		HYDROSTATIC PRESS TEST (SHELL)				HYDROSTATIC PRESS TEST (SEAT)			
JIS 30K		6.9				5.06			
JIS 40K		9.3				6.82			



Remark

1. The flanges shall conform to nominal pressure 30K and 40K of JIS B2210.
2. The name plate shall be specified by purchaser as required.

ANGLE VALVES

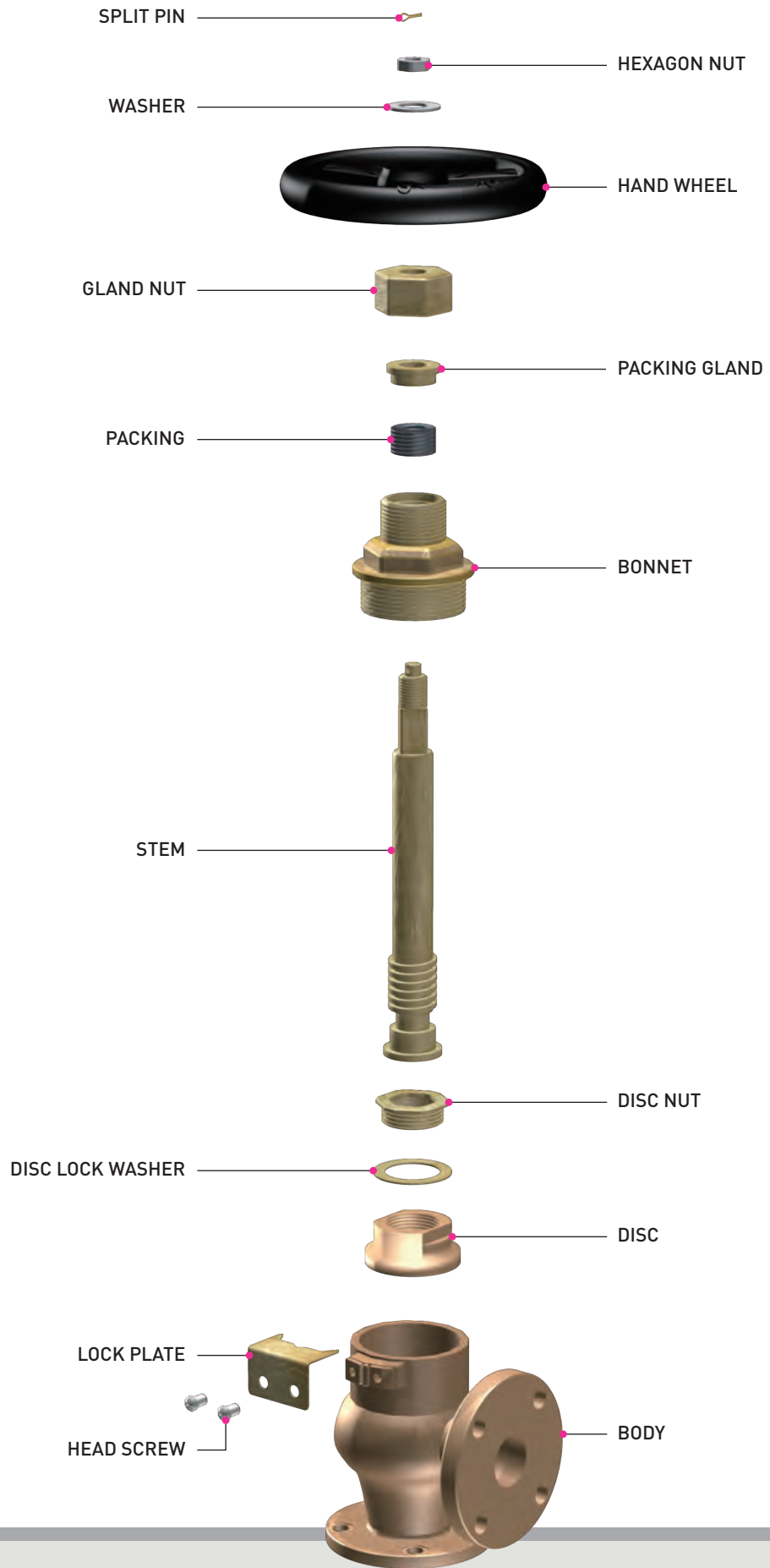
CAST BRONZE

- PART LIST FOR ANGLE VALVES
- DIMENSION & WEIGHT LIST FOR ANGLE VALVES



ANGLE VALVES

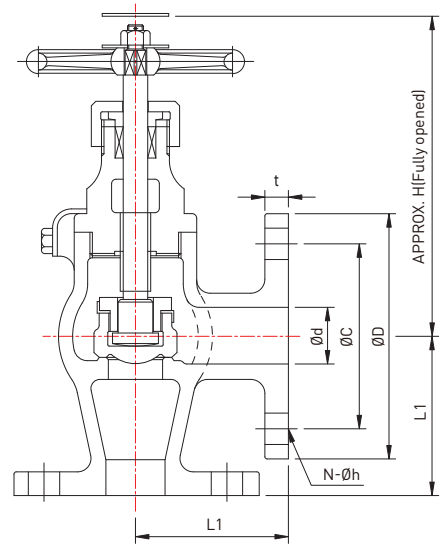
PART LIST FOR ANGLE VALVES



DIMENSION & WEIGHT LIST FOR ANGLE VALVES

CAST BRONZE MARINE VALVES

- JIS 5K ANGLE VALVE (JIS F7302)
- JIS 16K ANGLE VALVE (JIS F7304)



DIMENSION TABLE

UNIT(mm)

RATING	Nominal dia	$\varnothing d$	$\varnothing D$	$\varnothing C$	$N-\varnothing h$	t	$L1$	H	WEIGHT (kg)
JIS 5K	15A	15	80	60	4-12	9	55	120	1.98
	20A	20	85	65	4-12	10	60	130	2.73
	25A	25	95	75	4-12	10	65	145	3.44
	32A	32	115	90	4-15	12	80	150	4.77
	40A	40	120	95	4-15	12	85	165	5.99
	50A	50	130	105	4-15	14	100	200	10.1
JIS 16K	65A	65	155	130	4-15	14	115	220	15.6
	15A	15	95	70	4-15	12	70	120	2.73
	20A	20	100	75	4-15	14	75	130	3.65
	25A	25	125	90	4-19	14	85	145	5.16
	32A	32	135	100	4-19	16	95	150	6.72
40A	40	140	105	4-19	16	100	165	8.13	

FLUID CONDITION & TEST PRESSURE (MPa)

RATING	FLUID CONDITION			TEST PRESSURE (MPa)	
	STEAM UP TO 205°C	AIR, GAS, OIL AND PULSATION WATER	NON-SHOCK WATER UP TO 120°C	HYDROSTATIC PRESS TEST (SHELL)	HYDROSTATIC PRESS TEST (SEAT)
JIS 5K	0.49	0.49	0.69	1.03	0.76
JIS 16K	1.6	1.6	2.2	3.3	2.42



Remark

- The flanges shall conform to nominal pressure 5K and 16K of JIS B2240.
- JIS F7302 5K for nominal dia 50 and 65 shall be made Bolted Bonnet type.

ANGLE VALVES

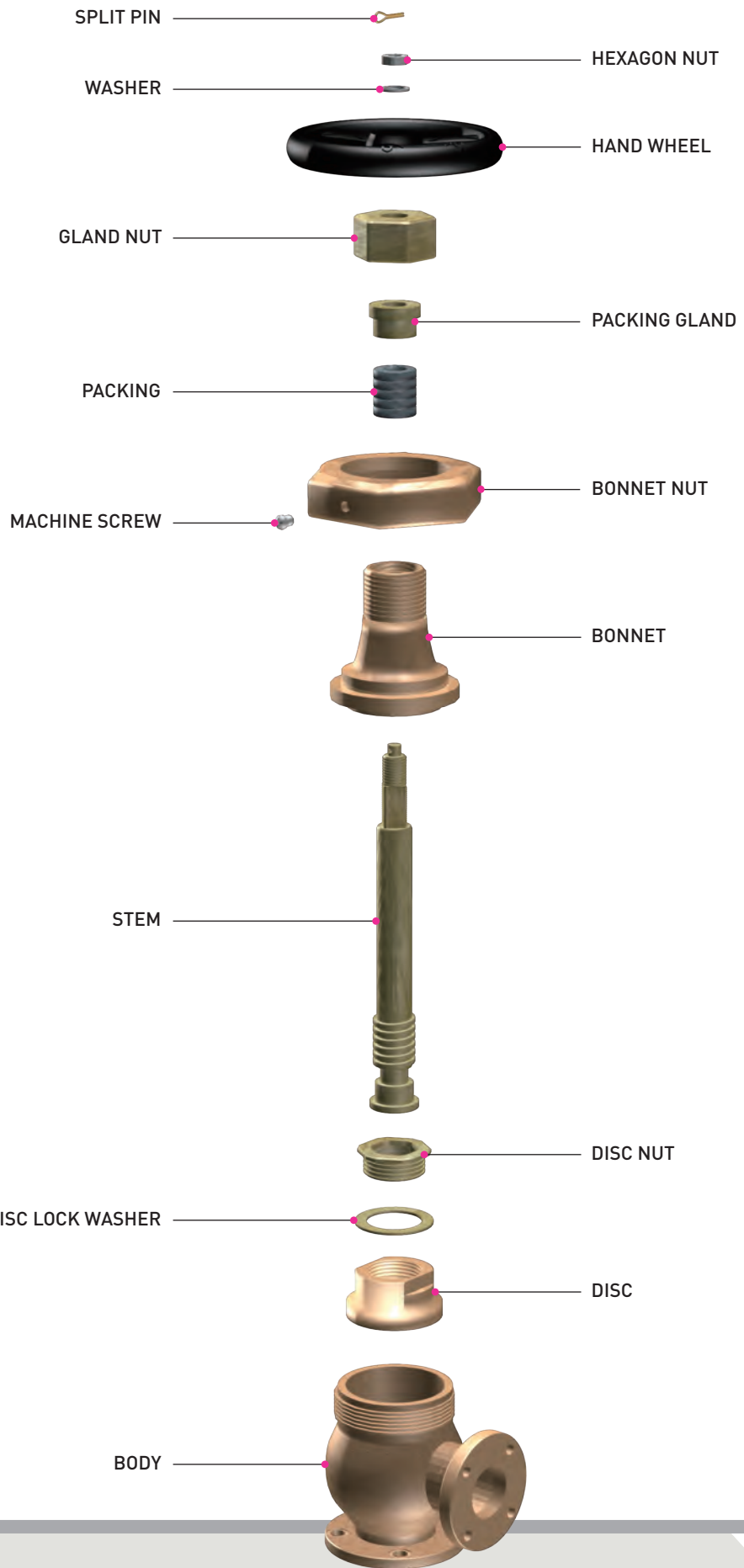
CAST BRONZE

- PART LIST FOR ANGLE VALVES
- DIMENSION & WEIGHT LIST FOR ANGLE VALVES



ANGLE VALVES

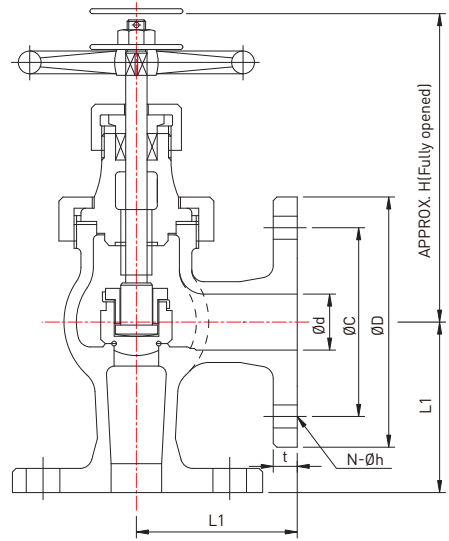
PART LIST FOR ANGLE VALVES



DIMENSION & WEIGHT LIST FOR ANGLE VALVES

CAST BRONZE MARINE VALVES

- JIS 5K ANGLE VALVE (JIS F7347)
- JIS 16K ANGLE VALVE (JIS F7349)



DIMENSION TABLE

UNIT(mm)

RATING	Nominal dia	Ød	ØD	ØC	N-Øh	t	L1	H	WEIGHT (kg)
JIS 5K	15A	15	80	60	4-12	9	55	145	2.15
	20A	20	85	65	4-12	10	60	155	2.94
	25A	25	95	75	4-12	10	65	175	3.82
	32A	32	115	90	4-15	12	80	175	4.99
	40A	40	120	95	4-15	12	85	190	6.4
JIS 16K	15A	15	95	70	4-15	12	70	145	2.94
	20A	20	100	75	4-15	14	75	155	3.88
	25A	25	125	90	4-19	14	85	175	5.53
	32A	32	135	100	4-19	16	95	175	6.98
	40A	40	140	105	4-19	16	100	190	8.57

FLUID CONDITION & TEST PRESSURE (MPa)

RATING	FLUID CONDITION			TEST PRESSURE (MPa)	
	STEAM UP TO 205°C	AIR, GAS, OIL AND PULSATION WATER	NON-SHOCK WATER UP TO 120°C	HYDROSTATIC PRESS TEST (SHELL)	HYDROSTATIC PRESS TEST (SEAT)
JIS 5K	0.5	0.5	0.7	1.05	0.77
JIS 16K	1.6	1.6	2.2	3.3	2.42


Remark

The flanges shall conform to nominal pressure 5K and 16K of JIS B2240.


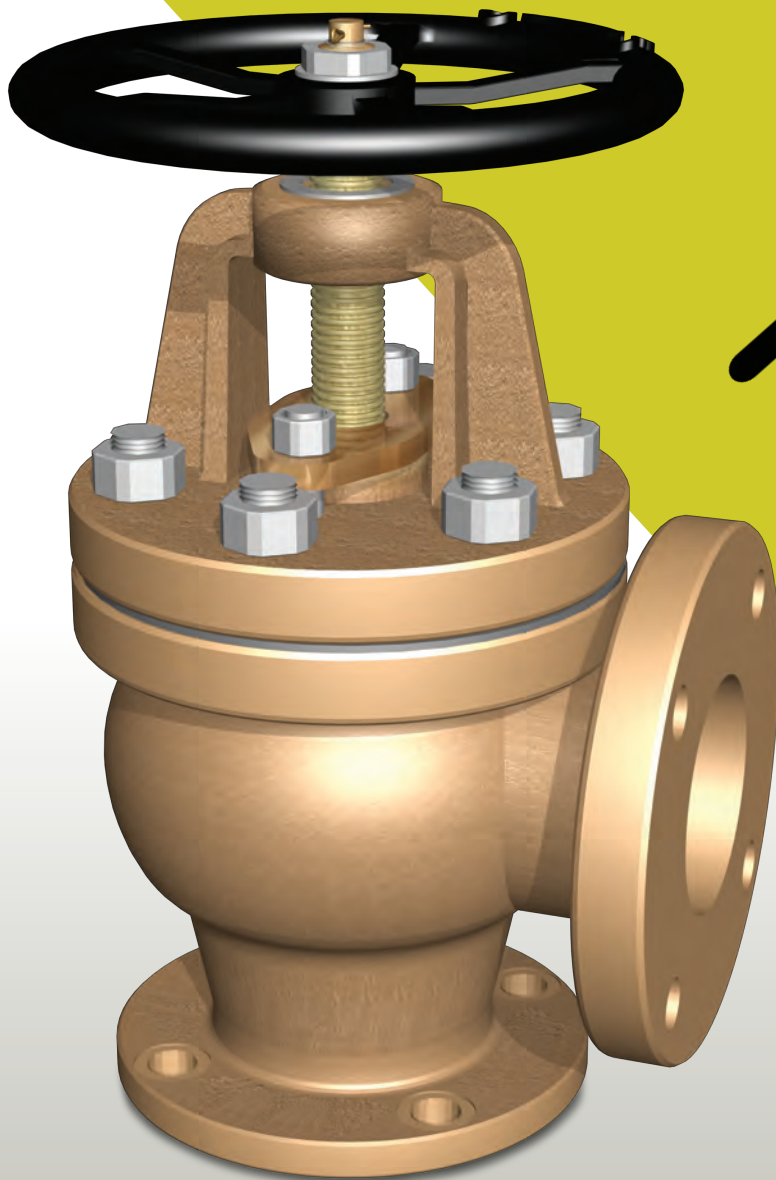
ANGLE VALVES

CAST BRONZE

- PART LIST FOR ANGLE VALVES
- DIMENSION & WEIGHT LIST FOR ANGLE VALVES

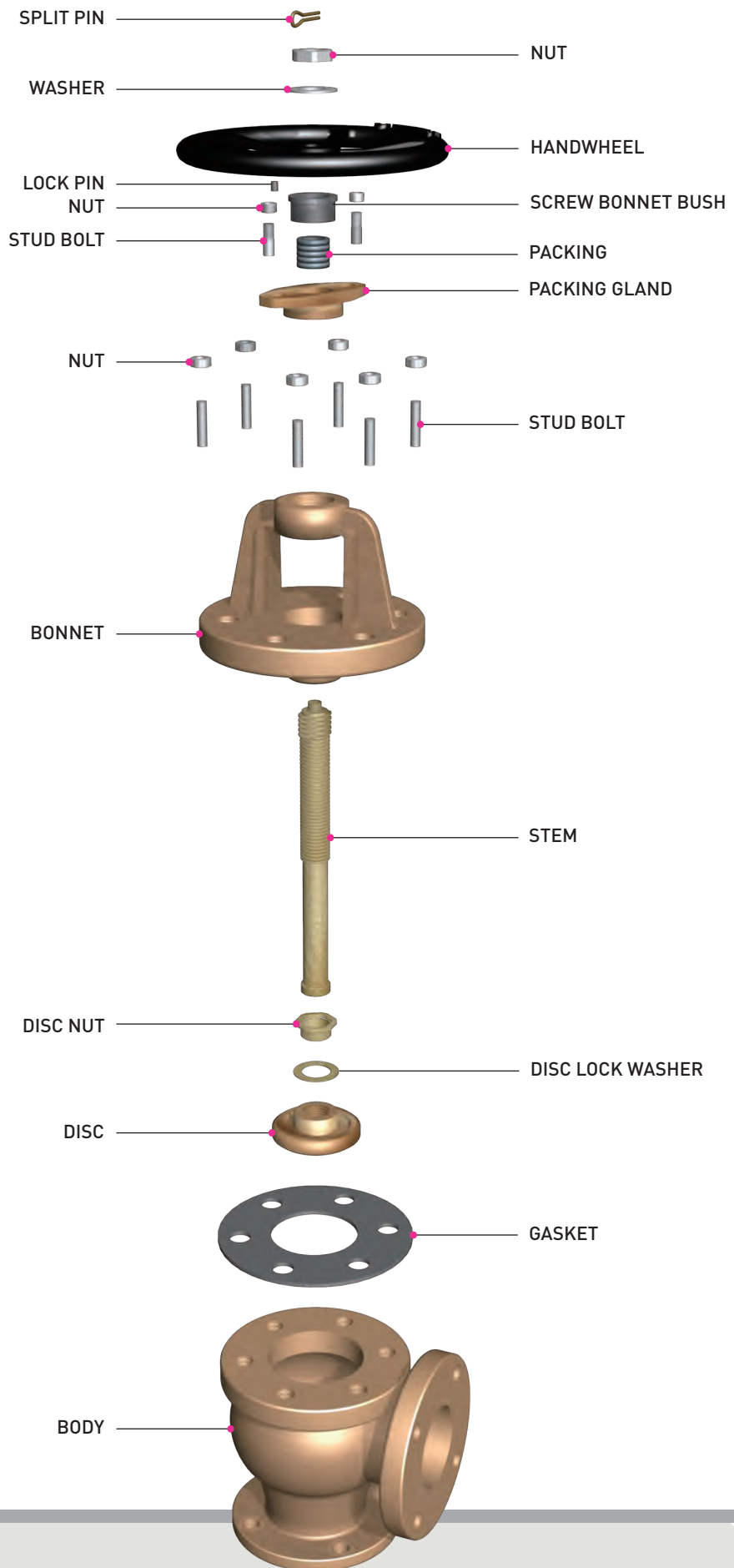


ANGLE VALVES



ANGLE VALVES

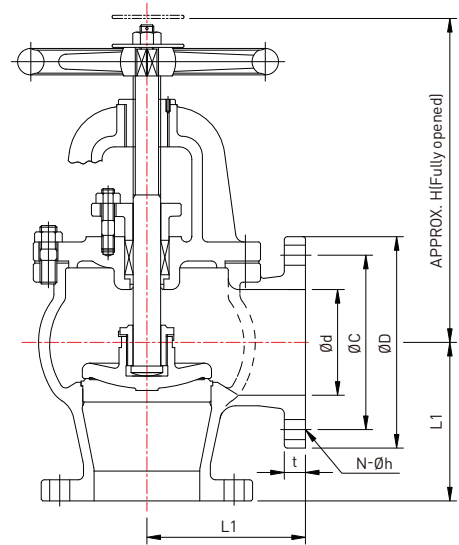
PART LIST FOR ANGLE VALVES



DIMENSION & WEIGHT LIST FOR ANGLE VALVES

CAST BRONZE MARINE VALVES

- JIS 5K ANGLE VALVE (Ref. to JIS F7306)
- JIS 10K ANGLE VALVE (Ref. to JIS F7308)
- JIS 16K ANGLE VALVE (Ref. to JIS F7310)



DIMENSION TABLE

UNIT(mm)

RATING	Nominal dia	$\varnothing d$	$\varnothing D$	$\varnothing C$	$N-\varnothing h$	t	L1	H	WEIGHT (kg)
JIS 5K	50A	50	130	105	4-15	14	100	240	15.48
	65A	65	155	130	4-15	14	115	255	21.84
	80A	80	180	145	4-19	14	130	265	28.08
	100A	100	200	165	8-19	16	150	310	40.44
	125A	125	235	200	8-19	16	170	330	55.44
	150A	150	265	230	8-19	18	190	380	76.08
	200A	200	320	280	8-23	20	220	450	126
	250A	250	385	345	12-23	22	275	540	199.2
	300A	300	430	390	12-23	22	310	610	291.6
	350A	335	480	435	12-25	24	360	690	392.4
400A	380	540	495	16-25	24	395	770	550.8	
JIS 10K	50A	50	155	120	4-19	16	120	255	21.84
	65A	65	175	140	4-19	18	130	270	30.48
	80A	80	185	150	8-19	18	140	275	32.88
	100A	100	210	175	8-19	18	160	315	48.72
	125A	125	250	210	8-23	20	180	360	83.88
	150A	150	280	240	8-23	22	205	405	97.2
	200A	200	330	290	12-23	22	230	475	150
	250A	250	400	355	12-25	24	290	570	253.2
	300A	300	445	400	16-25	24	320	645	351.6
	350A	335	490	445	16-25	26	360	710	463.2
400A	380	560	510	16-27	28	420	790	652.8	
JIS 16K	50A	50	155	120	8-19	16	120	255	21.6
	65A	65	175	140	8-19	18	130	270	30
	80A	80	200	160	8-23	20	150	295	42.84
	100A	100	225	185	8-23	22	170	330	59.04
	125A	125	270	225	8-25	24	200	390	91.32
	150A	150	305	260	12-25	26	225	435	123.6
	200A	200	350	305	12-25	28	250	540	186

TEST PRESSURE (MPa)

RATING	SIZE	HYDROSTATIC PRESS TEST (SHELL)	HYDROSTATIC PRESS TEST (SEAT)
JIS 5K	UP TO 300A	1.05	0.77
	350A TO 400A	0.9	0.66
JIS 10K	UP TO 200A	2.1	1.54
	OVER 250A	1.5	1.1
JIS 16K	50A TO 200A	3.3	2.42




Remark

- The flanges shall conform to nominal pressure 5K, 10K and 16K of JIS B2210.
- The name plate shall be specified by purchaser as required.

ANGLE VALVES

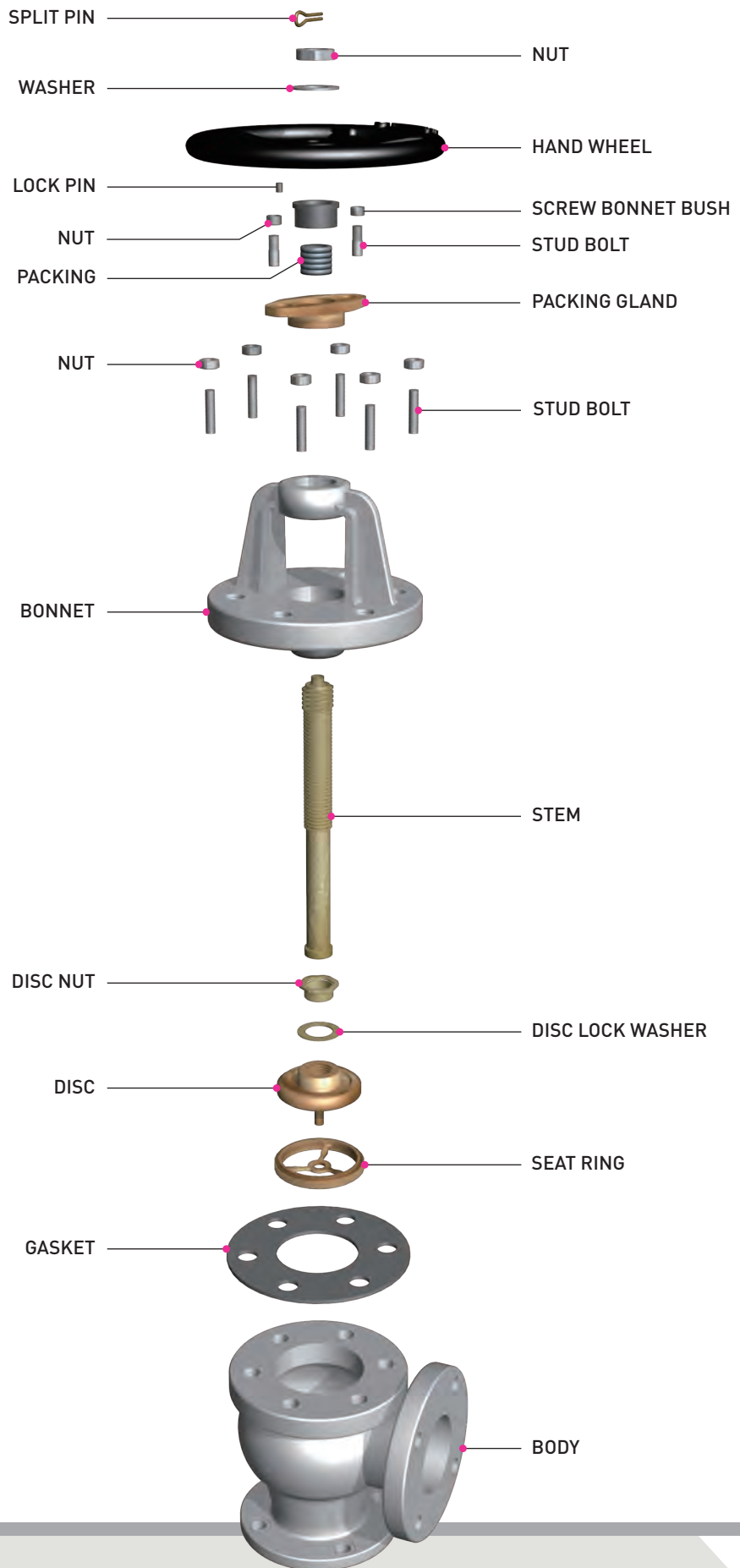
CAST IRON

- PART LIST FOR ANGLE VALVES
- DIMENSION & WEIGHT LIST FOR ANGLE VALVES



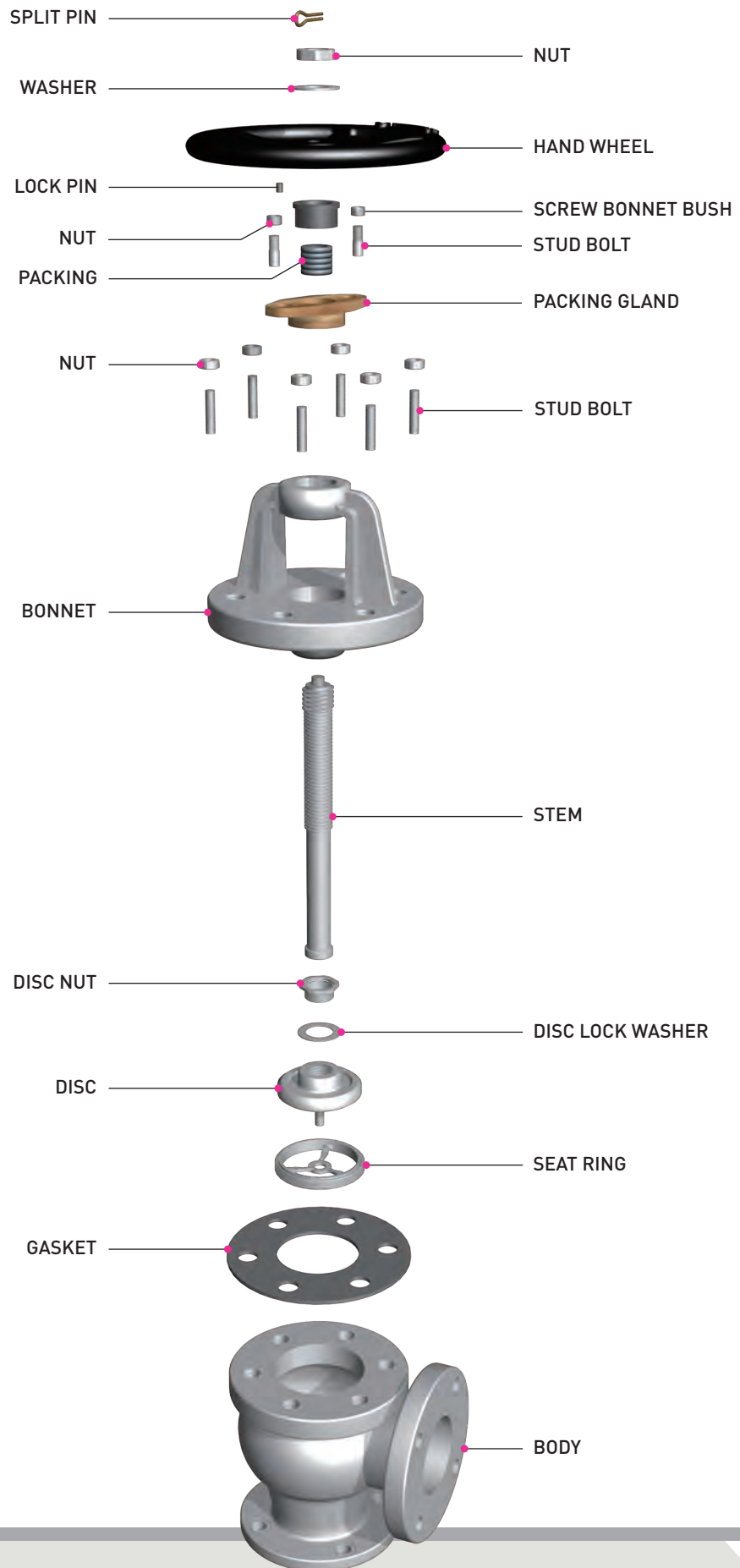
ANGLE VALVES

PART LIST FOR ANGLE VALVES - CLASS B



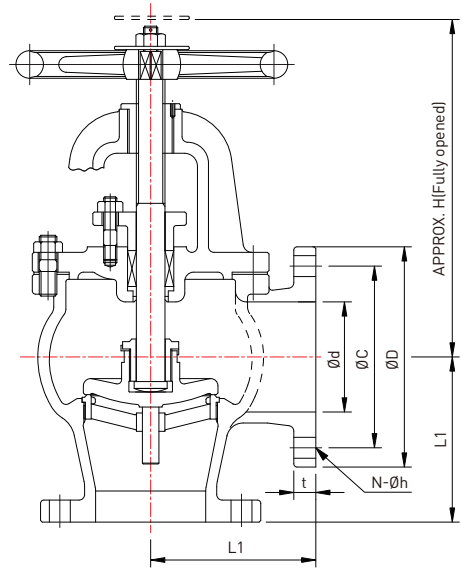
ANGLE VALVES

PART LIST FOR ANGLE VALVES - CLASS S



DIMENSION & WEIGHT LIST FOR ANGLE VALVES - 1

- CAST IRON MARINE VALVES**
- JIS 5K ANGLE VALVE (JIS F7306)
 - JIS 10K ANGLE VALVE (JIS F7308)
 - JIS 16K ANGLE VALVE (JIS F7310)



DIMENSION TABLE

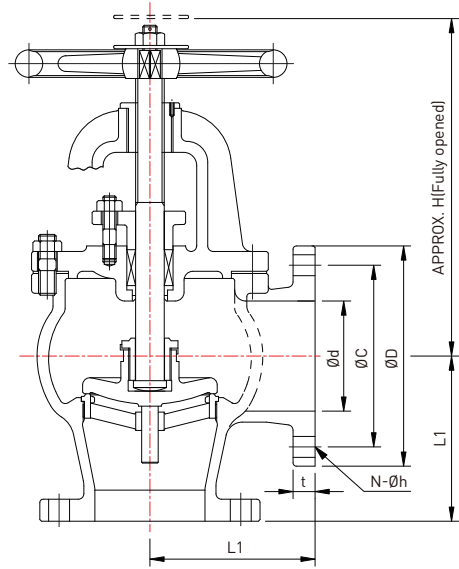
UNIT(mm)

RATING	Nominal dia	$\varnothing d$	$\varnothing D$	$\varnothing C$	$N-\varnothing h$	t	L_1	H	WEIGHT (kg)
JIS 5K	50A	50	130	105	4-15	16	100	240	12.9
	65A	65	155	130	4-15	18	115	255	18.2
	80A	80	180	145	4-19	18	130	265	23.4
	100A	100	200	165	8-19	20	150	310	33.7
	125A	125	235	200	8-19	20	170	330	46.2
	150A	150	265	230	8-19	22	190	380	63.4
	200A	200	320	280	8-23	24	220	450	105
	250A	250	385	345	12-23	26	275	540	166
	300A	300	430	390	12-23	28	310	610	243
	350A	335	480	435	12-25	30	360	690	327
400A	380	540	495	16-25	30	395	770	459	
JIS 10K	50A	50	155	120	4-19	20	120	255	18.2
	65A	65	175	140	4-19	22	130	270	25.4
	80A	80	185	150	8-19	22	140	275	27.4
	100A	100	210	175	8-19	24	160	315	40.6
	125A	125	250	210	8-23	24	180	360	69.9
	150A	150	280	240	8-23	26	205	405	81
	200A	200	330	290	12-23	26	230	475	125
	250A	250	400	355	12-25	30	290	570	211
	300A	300	445	400	16-25	32	320	645	293
	350A	335	490	445	16-25	34	360	710	386
400A	380	560	510	16-27	36	420	790	544	
JIS 16K	50A	50	155	120	8-19	20	120	255	18
	65A	65	175	140	8-19	22	130	270	25
	80A	80	200	160	8-23	24	150	295	35.7
	100A	100	225	185	8-23	26	170	330	49.2
	125A	125	270	225	8-25	26	200	390	76.1
	150A	150	305	260	12-25	28	225	435	103
	200A	200	350	305	12-25	30	250	540	155

DIMENSION & WEIGHT LIST FOR ANGLE VALVES - 2

CAST IRON MARINE VALVES

- JIS 5K ANGLE VALVE (JIS F7306)
- JIS 10K ANGLE VALVE (JIS F7308)
- JIS 16K ANGLE VALVE (JIS F7310)



FLUID CONDITION & MAX. WORKING PRESSURE (MPa)

RATING	SIZE		STEAM UP TO 230°C	STEAM UP TO 205°C	SATURATED STEAM	AIR AND GAS	OIL AND PULSATION WATER	NON-SHOCK WATER UP TO 120°C
JIS 5K	UP TO 200A	CLASS B	-	0.5	-	0.5 (UP TO 300A)	0.5	0.7 (UP TO 300A)
		CLASS S	0.5					0.6
JIS 10K	UP TO 200A	CLASS B	-	-	1.0		1.0	1.4
		CLASS S	1.0	-				
	OVER 250A	CLASS B	-		0.5	-	1.0	1.0
		CLASS S						
JIS 16K	50A TO 200A	CLASS B	-	1.6	-	1.6	1.6	2.2
		CLASS S	1.6					

TEST PRESSURE (MPa)

RATING	SIZE	HYDROSTATIC PRESS TEST (SHELL)	HYDROSTATIC PRESS TEST (SEAT)
JIS 5K	UP TO 300A	1.05	0.77
	350A TO 400A	0.9	0.66
JIS 10K	UP TO 200A	2.1	1.54
	OVER 250A	1.5	1.1
JIS 16K	50A TO 200A	3.3	2.42



Remark

The flanges shall conform to nominal pressure 5K, 10K and 16K of JIS B2240.

ANGLE VALVES

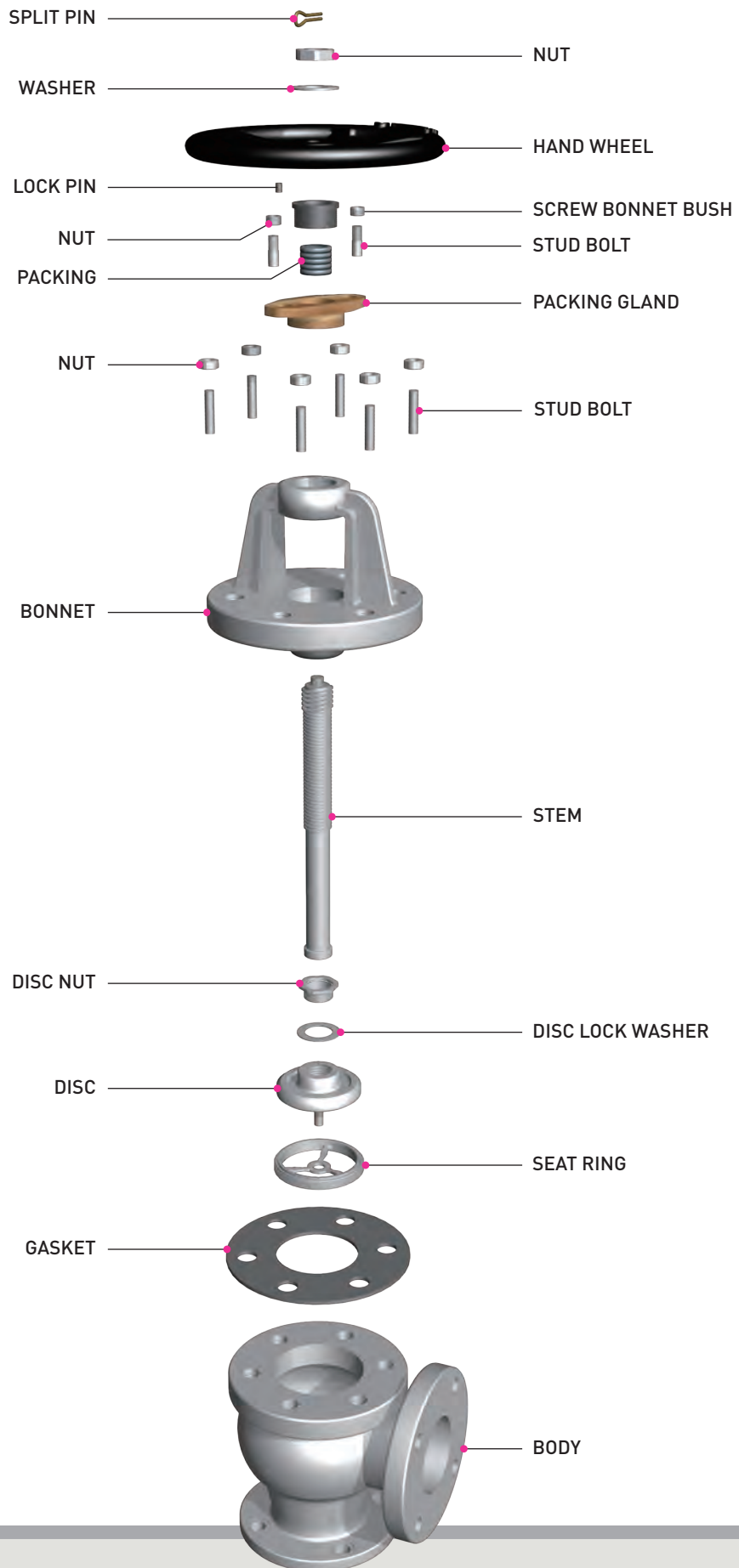
CAST STEEL

- PART LIST FOR ANGLE VALVES
- DIMENSION & WEIGHT LIST FOR ANGLE VALVES



ANGLE VALVES

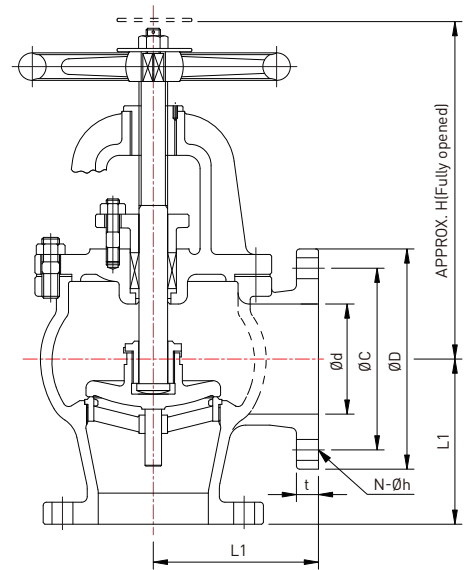
PART LIST FOR ANGLE VALVES



DIMENSION & WEIGHT LIST FOR ANGLE VALVES

CAST STEEL MARINE VALVES

- JIS 5K ANGLE VALVE (Ref. to JIS F7306)
- JIS 10K ANGLE VALVE (Ref. to JIS F7308)
- JIS 16K ANGLE VALVE (Ref. to JIS F7310)



DIMENSION TABLE

UNIT(mm)

RATING	Nominal dia	$\varnothing d$	$\varnothing D$	$\varnothing C$	N- $\varnothing h$	t	L1	H	WEIGHT (kg)
JIS 5K	50A	50	130	105	4-15	14	100	240	13.98
	65A	65	155	130	4-15	14	115	255	19.72
	80A	80	180	145	4-19	14	130	265	25.35
	100A	100	200	165	8-19	16	150	310	36.5
	125A	125	235	200	8-19	16	170	330	50.04
	150A	150	265	230	8-19	18	190	380	68.67
	200A	200	320	280	8-23	20	220	450	113.72
	250A	250	385	345	12-23	22	275	540	179.78
	300A	300	430	390	12-23	22	310	610	263.17
	350A	335	480	435	12-25	24	360	690	354.15
400A	380	540	495	16-25	24	395	770	497.1	
JIS 10K	50A	50	155	120	4-19	16	120	255	19.82
	65A	65	175	140	4-19	18	130	270	27.66
	80A	80	185	150	8-19	18	140	275	29.84
	100A	100	210	175	8-19	18	160	315	44.22
	125A	125	250	210	8-23	20	180	360	76.13
	150A	150	280	240	8-23	22	205	405	88.21
	200A	200	330	290	12-23	22	230	475	136.13
	250A	250	400	355	12-25	24	290	570	229.78
	300A	300	445	400	16-25	24	320	645	319.08
	350A	335	490	445	16-25	26	360	710	420.36
400A	380	560	510	16-27	28	420	790	592.42	
JIS 16K	50A	50	155	120	8-19	16	120	255	19.5
	65A	65	175	140	8-19	18	130	270	27.08
	80A	80	200	160	8-23	18	150	295	38.67
	100A	100	225	185	8-23	18	170	330	53.29
	125A	125	270	225	8-25	20	200	390	82.42
	150A	150	305	260	12-25	22	225	435	111.55
	200A	200	350	305	12-25	22	250	540	167.87

TEST PRESSURE (MPa)

RATING	SIZE	HYDROSTATIC PRESS TEST (SHELL)	HYDROSTATIC PRESS TEST (SEAT)
JIS 5K	UP TO 300A	1.05	0.77
	350A TO 400A	0.9	0.66
JIS 10K	UP TO 200A	2.1	1.54
	OVER 250A	1.5	1.1
JIS 16K	50A TO 200A	3.3	2.42




Remark

- The flanges shall conform to nominal pressure 5K, 10K and 16K of JIS B2210.
- The name plate shall be specified by purchaser as required.

ANGLE VALVES

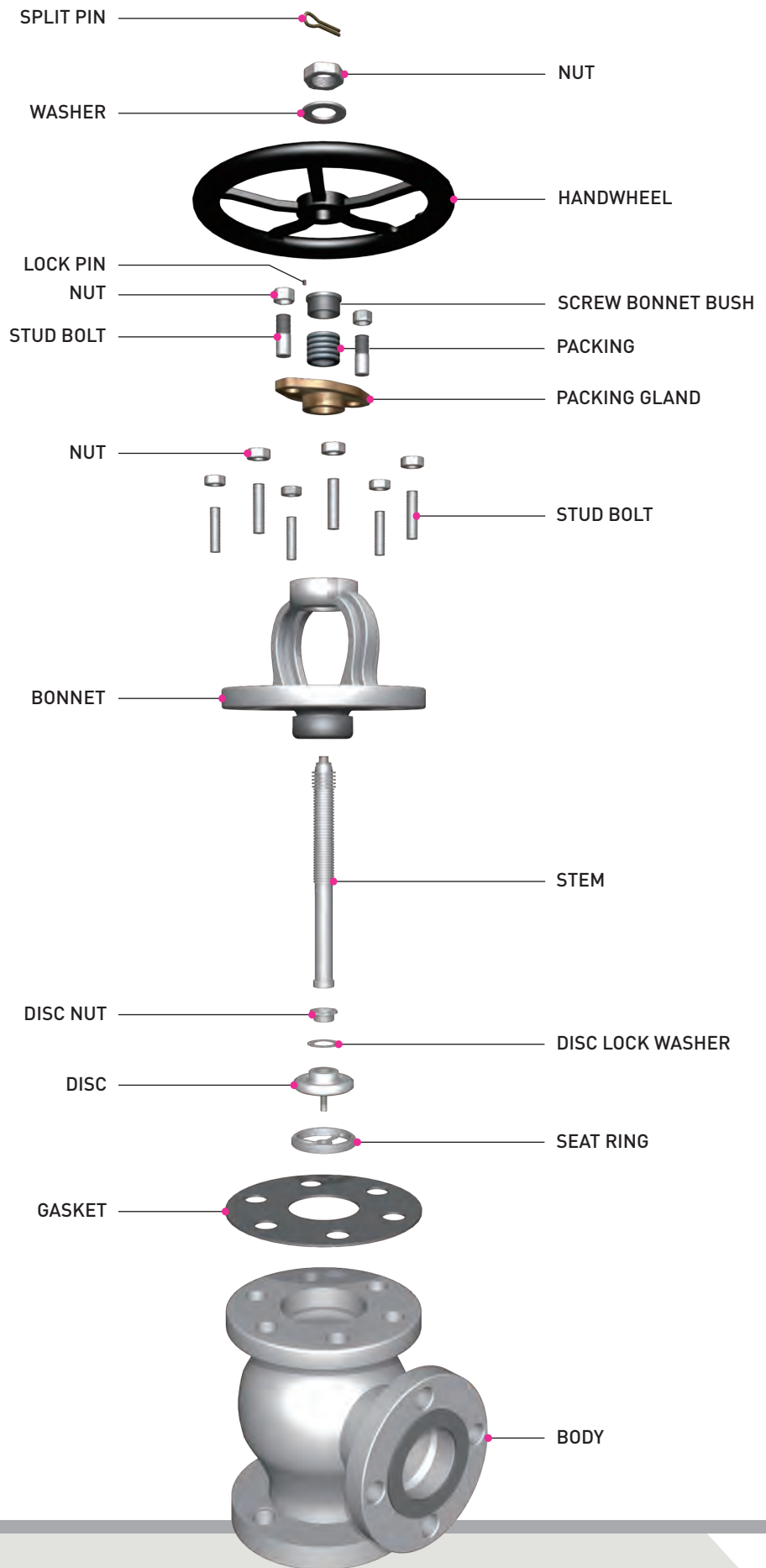
CAST STEEL

- PART LIST FOR ANGLE VALVES
- DIMENSION & WEIGHT LIST FOR ANGLE VALVES



ANGLE VALVES

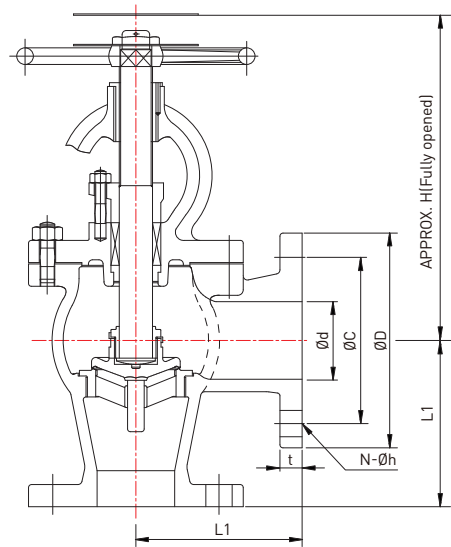
PART LIST FOR ANGLE VALVES



DIMENSION & WEIGHT LIST FOR ANGLE VALVES

CAST STEEL MARINE VALVES

- JIS 10K ANGLE VALVE (JIS F7320)
- JIS 20K ANGLE VALVE (JIS F7314)



DIMENSION TABLE

UNIT(mm)

RATING	Nominal dia	Ød	ØD	ØC	N-Øh	t	L1	H	WEIGHT (kg)
JIS 10K	50A	50	155	120	4-19	16	120	240	16.3
	65A	65	175	140	4-19	18	130	260	23.0
	80A	80	185	150	8-19	18	140	265	25.3
	100A	100	210	175	8-19	18	160	300	37.0
	125A	125	250	210	8-23	20	180	350	57.1
	150A	150	280	240	8-23	22	205	400	77.2
	200A	200	330	290	12-23	22	230	480	116
	250A	250	400	355	12-25	24	290	535	188
JIS 20K (RF)	300A	300	445	400	16-25	24	320	610	256
	32A	32	135	100	4-19	18	100	250	13.0
	40A	40	140	105	4-19	18	110	265	15.2
	50A	50	155	120	8-19	18	125	275	20.0
	65A	65	175	140	8-19	20	135	305	26.9
	80A	80	200	160	8-23	22	150	340	38.9
	100A	100	225	185	8-23	24	170	385	54.4
	125A	125	270	225	8-25	26	200	440	80.7
	150A	150	305	260	12-25	28	225	485	112.3
	200A	200	350	305	12-25	30	280	540	183.6
250A	250	430	380	12-27	34	310	620	285.9	

FLUID CONDITION • MAX. WORKING PRESSURE & TEST PRESSURE (MPa)

FLUID CONDITION MAX. WORKING PRESSURE (MPa)	STEAM OF 400°C	STEAM OF 350°C	STEAM OF 300°C	STEAM UP TO 220°C	AIR, GAS, OIL AND PULSATION WATER	NON-SHOCK WATER UP TO 120°C
	JIS 10K	-	-	1.0	1.2	1.2
JIS 20K	2.3	2.6	2.9	3.1	3.1	3.4
TEST PRESSURE (MPa)						
RATING	HYDROSTATIC PRESS TEST (SHELL)			HYDROSTATIC PRESS TEST (SEAT)		
JIS 10K	2.1			1.54		
JIS 20K	5.1			3.74		



Remark

1. The flanges shall conform to nominal pressure 10K and 20K of JIS B2210.
2. The name plate shall be specified by purchaser as required.

ANGLE VALVES

CAST STEEL

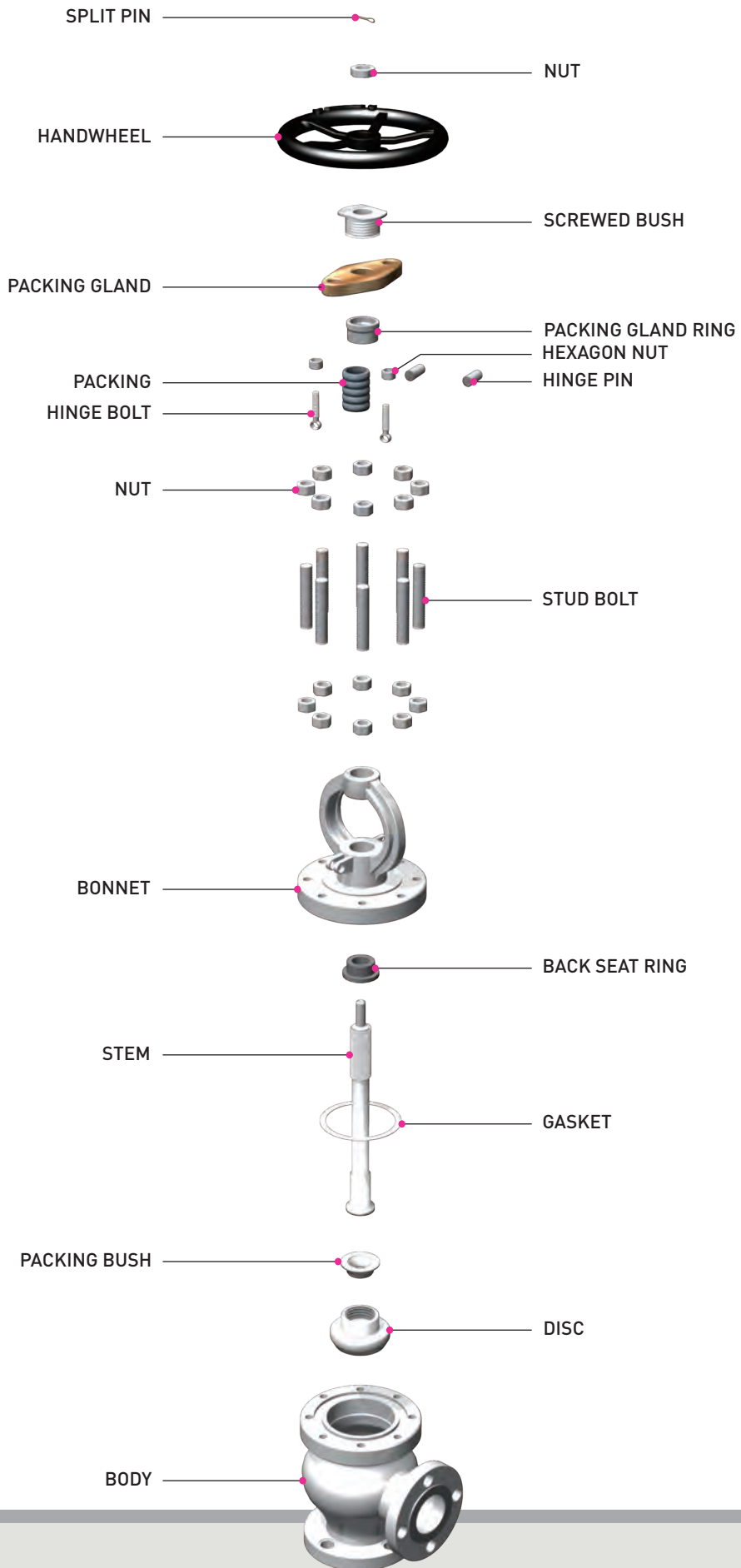
- PART LIST FOR ANGLE VALVES
- DIMENSION & WEIGHT LIST FOR ANGLE VALVES



ANGLE VALVES

ANGLE VALVES

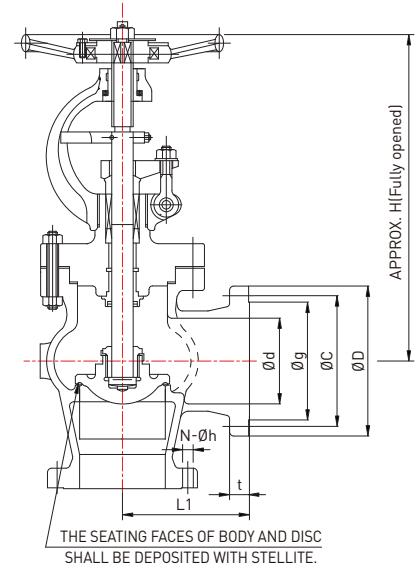
PART LIST FOR ANGLE VALVES



DIMENSION & WEIGHT LIST FOR ANGLE VALVES

CAST STEEL MARINE VALVES

- JIS 30K ANGLE VALVE (Ref. to JIS F7316)
- JIS 40K ANGLE VALVE (Ref. to JIS F7318)



DIMENSION TABLE

UNIT(mm)

RATING	Nominal dia	Ød	ØD	ØC	Øg	N-Øh	t	L1	H	WEIGHT (kg)
JIS 30K (RF)	100A	100	240	195	160	8-25	32	205	530	106
	125A	125	275	230	195	8-25	36	230	615	154
	150A	150	325	275	235	12-27	38	250	690	223
JIS 40K (RF)	32A	32	140	105	80	4-19	24	114	350	24.9
	40A	38	160	120	90	4-23	24	121	370	29.4
	50A	50	165	130	105	8-19	26	146	405	40.0
	65A	62	200	160	130	8-23	30	165	455	60.3
	80A	75	210	170	140	8-23	32	178	500	76.2
	100A	100	250	205	165	8-25	36	216	590	135
	125A	120	300	250	200	8-27	40	254	660	189
150A	145	355	295	240	12-33	44	279	740	284	

FLUID CONDITION • MAX. WORKING PRESSURE & TEST PRESSURE (MPa)

FLUID CONDITION		STEAM OF 490°C	STEAM OF 475°C	STEAM OF 450°C	STEAM OF 425°C	STEAM OF 400°C	STEAM OF 350°C	STEAM UP TO 300°C	AIR, GAS, OIL AND PULSATION WATER
JIS 30K	CARBON STEEL	-	-	-	3.0	3.4	3.9	4.3	4.6
	MOLYBDENUM STEEL	-	-	3.4	3.6	3.8	3.9	4.3	4.6
JIS 40K	CARBON STEEL	-	-	-	4.0	4.6	5.2	5.7	6.2
	MOLYBDENUM STEEL	-	4.0	4.5	4.8	5.1	5.2	5.7	6.2
TEST PRESSURE (MPa)									
RATING		HYDROSTATIC PRESS TEST (SHELL)				HYDROSTATIC PRESS TEST (SEAT)			
JIS 30K		6.9				5.06			
JIS 40K		9.3				6.82			


Remark

1. The flanges shall conform to nominal pressure 30K and 40K of JIS B2210.
2. The name plate shall be specified by purchaser as required.

SDNR VALVES

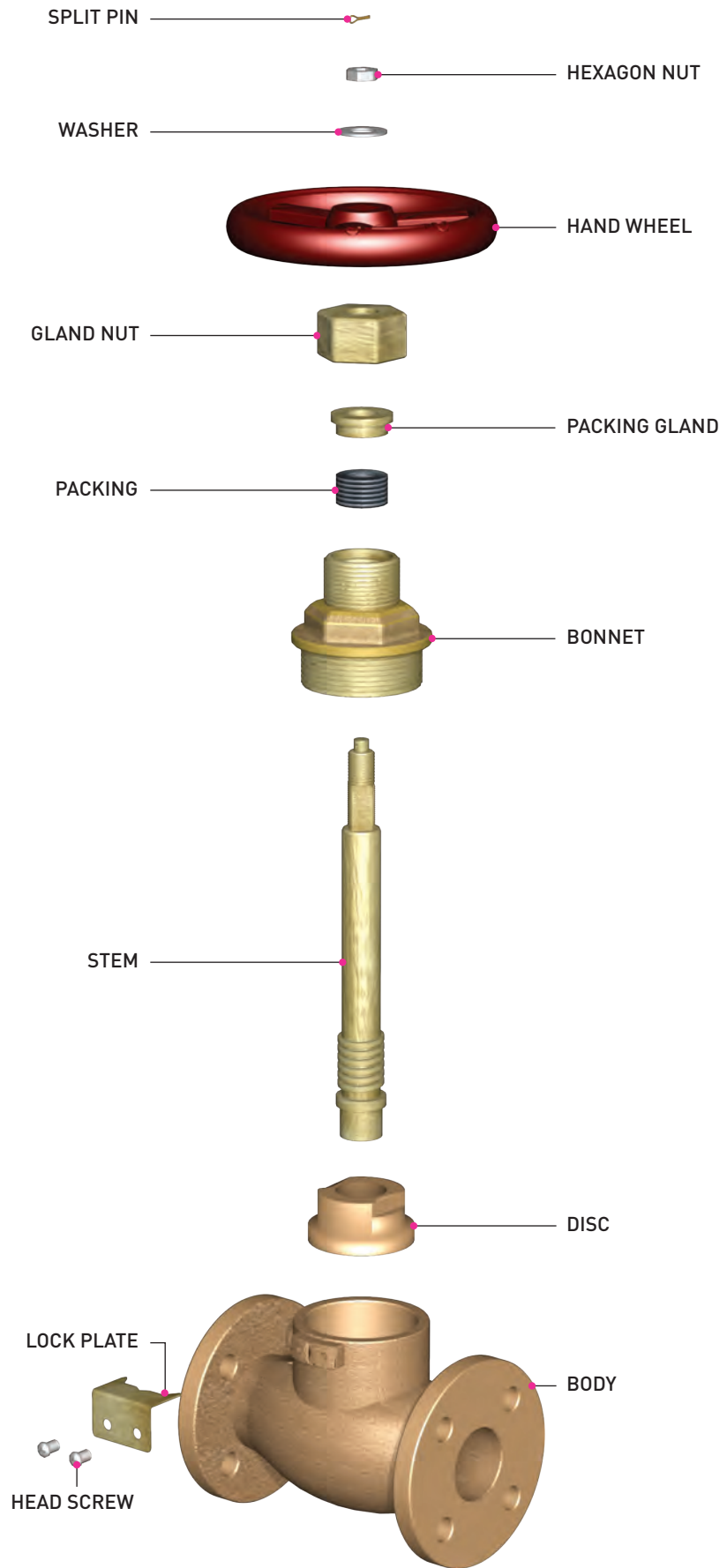
CAST BRONZE

- PART LIST FOR SDNR VALVES
- DIMENSION & WEIGHT LIST FOR SDNR VALVES



SDNR VALVES

PART LIST FOR SDNR VALVES

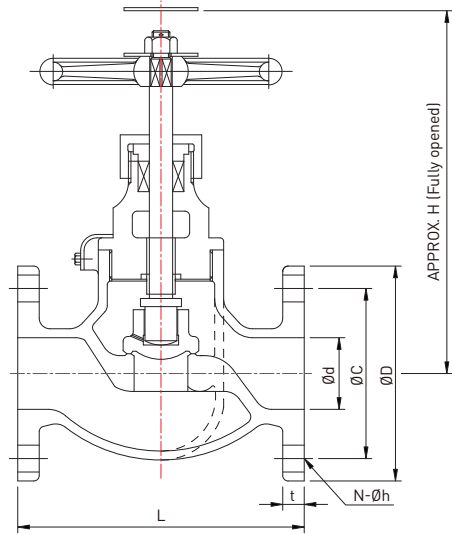


DIMENSION & WEIGHT LIST FOR SDNR VALVES

CAST BRONZE MARINE VALVES

- JIS 5K GLOBE SDNR VALVE (JIS F7351)

- JIS 16K GLOBE SDNR VALVE (JIS F7409)



DIMENSION TABLE

UNIT(mm)

RATING	Nominal dia	Ød	ØD	ØC	N-Øh	t	L	H	WEIGHT (kg)
JIS 5K	15A	15	80	60	4-12	9	100	130	2.02
	20A	20	85	65	4-12	10	110	140	2.86
	25A	25	95	75	4-12	10	120	160	3.54
	32A	32	115	90	4-15	12	140	170	5
	40A	40	120	95	4-15	12	160	190	6.48
	50A	50	130	105	4-15	14	210	235	11.7
JIS 16K	65A	65	155	130	4-15	14	250	260	17
	15A	15	95	70	4-15	12	110	130	2.76
	20A	20	100	75	4-15	14	120	140	3.72
	25A	25	125	90	4-19	14	130	160	5.20
	32A	32	135	100	4-19	16	160	170	6.91
40A	40	140	105	4-19	16	180	190	8.43	

FLUID CONDITION & TEST PRESSURE (MPa)

RATING	FLUID CONDITION			TEST PRESSURE (MPa)	
	STEAM UP TO 205°C	AIR, GAS, OIL AND PULSATION WATER	NON-SHOCK WATER UP TO 120°C	HYDROSTATIC PRESS TEST (SHELL)	HYDROSTATIC PRESS TEST (SEAT)
JIS 5K	0.49	0.49	0.69	1.03	0.76
JIS 16K	1.6	1.6	2.2	3.3	2.42



Remark

1. The flanges shall conform to nominal pressure 5K and 16K of JIS B2240.
2. JIS F7351 5K for nominal dia 50 and 65 shall be made Bolted Bonnet type.

SDNR VALVES

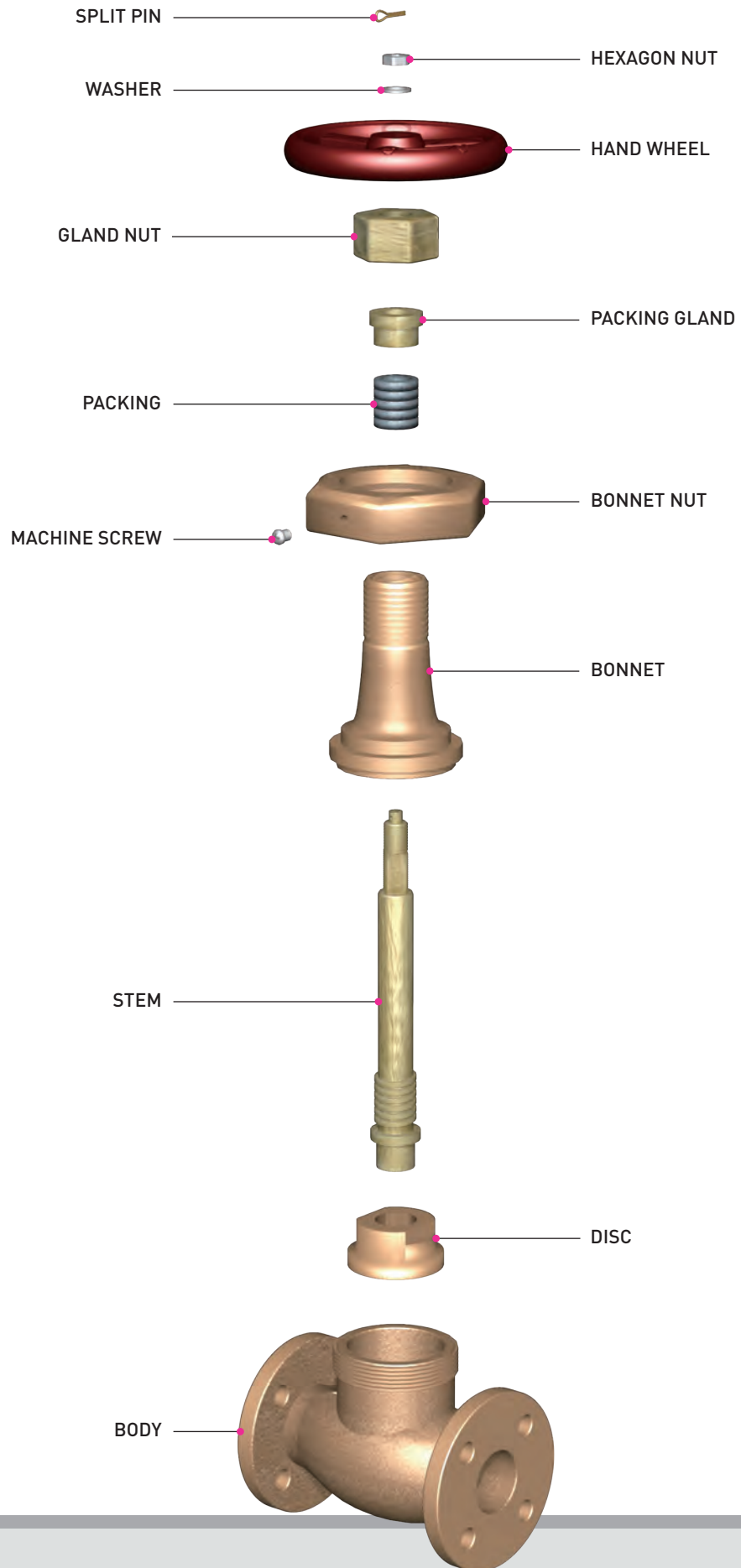
CAST BRONZE

- PART LIST FOR SDNR VALVES
- DIMENSION & WEIGHT LIST FOR SDNR VALVES



SDNR VALVES

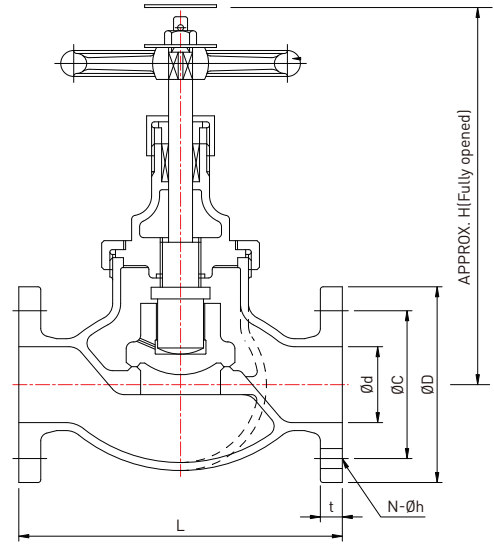
PART LIST FOR SDNR VALVES



DIMENSION & WEIGHT LIST FOR SDNR VALVES

CAST BRONZE MARINE VALVES

- JIS 5K GLOBE SDNR VALVE (JIS F7411)
- JIS 16K GLOBE SDNR VALVE (JIS F7413)



DIMENSION TABLE

UNIT(mm)

RATING	Nominal dia	Ød	ØD	ØC	N-Øh	t	L	H	WEIGHT (kg)
JIS 5K	15A	15	80	60	4-12	9	100	155	2.21
	20A	20	85	65	4-12	10	110	165	3.04
	25A	25	95	75	4-12	10	120	185	3.97
	32A	32	115	90	4-15	12	140	195	5.23
	40A	40	120	95	4-15	12	160	210	6.94
JIS 16K	15A	15	95	70	4-15	12	110	155	2.96
	20A	20	100	75	4-15	14	120	165	3.92
	25A	25	125	90	4-19	14	130	185	5.65
	32A	32	135	100	4-19	16	160	195	7.24
	40A	40	140	105	4-19	16	180	210	9.12

FLUID CONDITION & TEST PRESSURE (MPa)

RATING	FLUID CONDITION			TEST PRESSURE (MPa)	
	STEAM UP TO 205 °C	AIR, GAS, OIL AND PULSATION WATER	NON-SHOCK WATER UP TO 120 °C	HYDROSTATIC PRESS TEST (SHELL)	HYDROSTATIC PRESS TEST (SEAT)
JIS 5K	0.5	0.5	0.7	1.05	0.77
JIS 16K	1.6	1.6	2.2	3.3	2.42



Remark

The flanges shall conform to nominal pressure 5K and 16K of JIS B2240.

SDNR VALVES

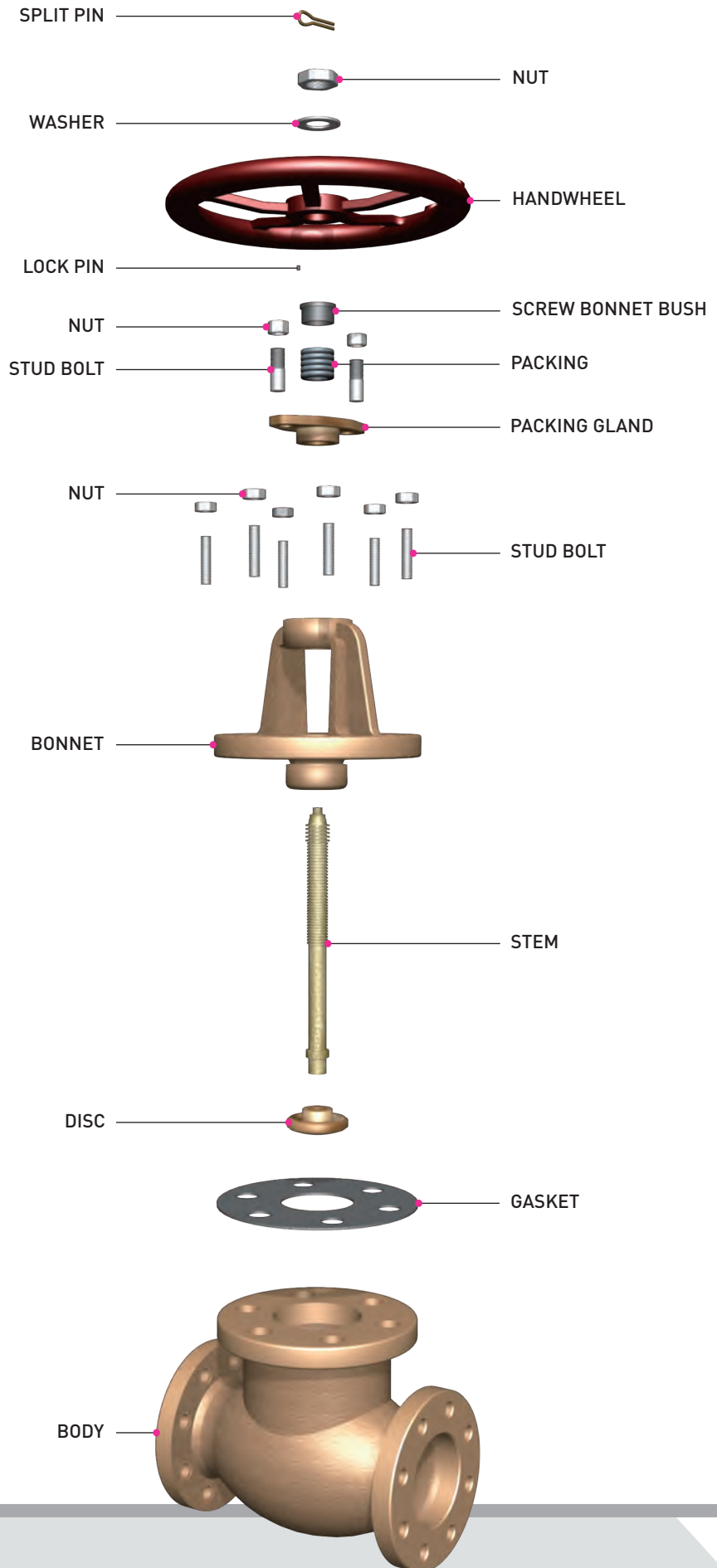
CAST BRONZE

- PART LIST FOR SDNR VALVES
- DIMENSION & WEIGHT LIST FOR SDNR VALVES



SDNR VALVES

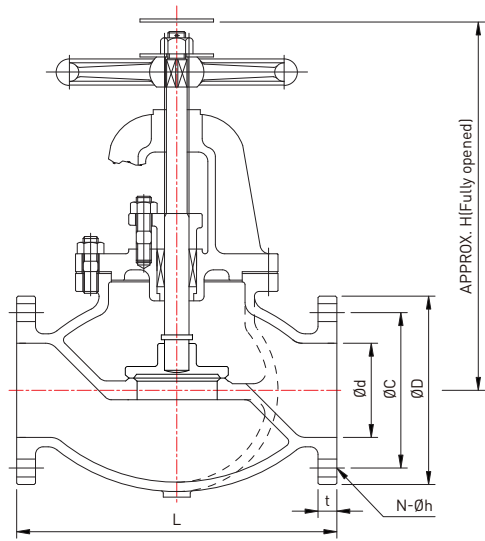
PART LIST FOR SDNR VALVES



DIMENSION & WEIGHT LIST FOR SDNR VALVES

CAST BRONZE MARINE VALVES

- JIS 5K GLOBE SDNR VALVE (Ref. to JIS F7353)
- JIS 10K GLOBE SDNR VALVE (Ref. to JIS F7375)
- JIS 16K GLOBE SDNR VALVE (Ref. to JIS F7377)



DIMENSION TABLE

UNIT(mm)

RATING	Nominal dia	Ød	ØD	ØC	N-Øh	t	L	H	WEIGHT (kg)
JIS 5K	50A	50	130	105	4-15	14	210	270	17.64
	65A	65	155	130	4-15	14	250	300	25.56
	80A	80	180	145	4-19	14	280	310	33.25
	100A	100	200	165	8-19	16	340	360	48.96
	125A	125	235	200	8-19	16	410	390	69.12
	150A	150	265	230	8-19	18	480	445	96.36
	200A	200	320	280	8-23	20	570	530	166.8
	250A	250	385	345	12-23	22	740	650	295.2
	300A	300	430	390	12-23	22	840	740	452.4
JIS 10K	350A	335	480	435	12-25	24	940	840	554.4
	400A	380	540	495	16-25	24	1050	940	776.4
	50A	50	155	120	4-19	16	220	285	23.88
	65A	65	175	140	4-19	18	270	310	34.44
	80A	80	185	150	8-19	18	300	320	38.88
	100A	100	210	175	8-19	18	350	370	58.44
	125A	125	250	210	8-23	20	420	420	87.72
	150A	150	280	240	8-23	22	490	470	124.8
	200A	200	330	290	12-23	22	570	555	194.4
JIS 16K	250A	250	400	355	12-25	24	740	680	364.8
	300A	300	445	400	16-25	24	840	770	549.6
	50A	50	155	120	8-19	16	220	285	23.52
	65A	65	175	140	8-19	18	270	310	33.96
	80A	80	200	160	8-23	20	300	340	48.48
	100A	100	225	185	8-23	22	350	385	68.28
	125A	125	270	225	8-25	24	430	455	107.4
	150A	150	305	260	12-25	26	500	510	147.6
	200A	200	350	305	12-25	28	570	630	225.6

TEST PRESSURE (MPa)

RATING	SIZE	HYDROSTATIC PRESS TEST (SHELL)	HYDROSTATIC PRESS TEST (SEAT)
JIS 5K	UP TO 300A	1.05	0.77
	350A TO 400A	0.9	0.66
JIS 10K	UP TO 200A	2.1	1.54
	OVER 250A	1.5	1.1
JIS 16K	50A TO 200A	3.3	2.42

Remark



- The flanges shall conform to nominal pressure 5K, 10K and 16K of JIS B2210.
- The name plate shall be specified by purchaser as required.

SDNR VALVES

CAST IRON

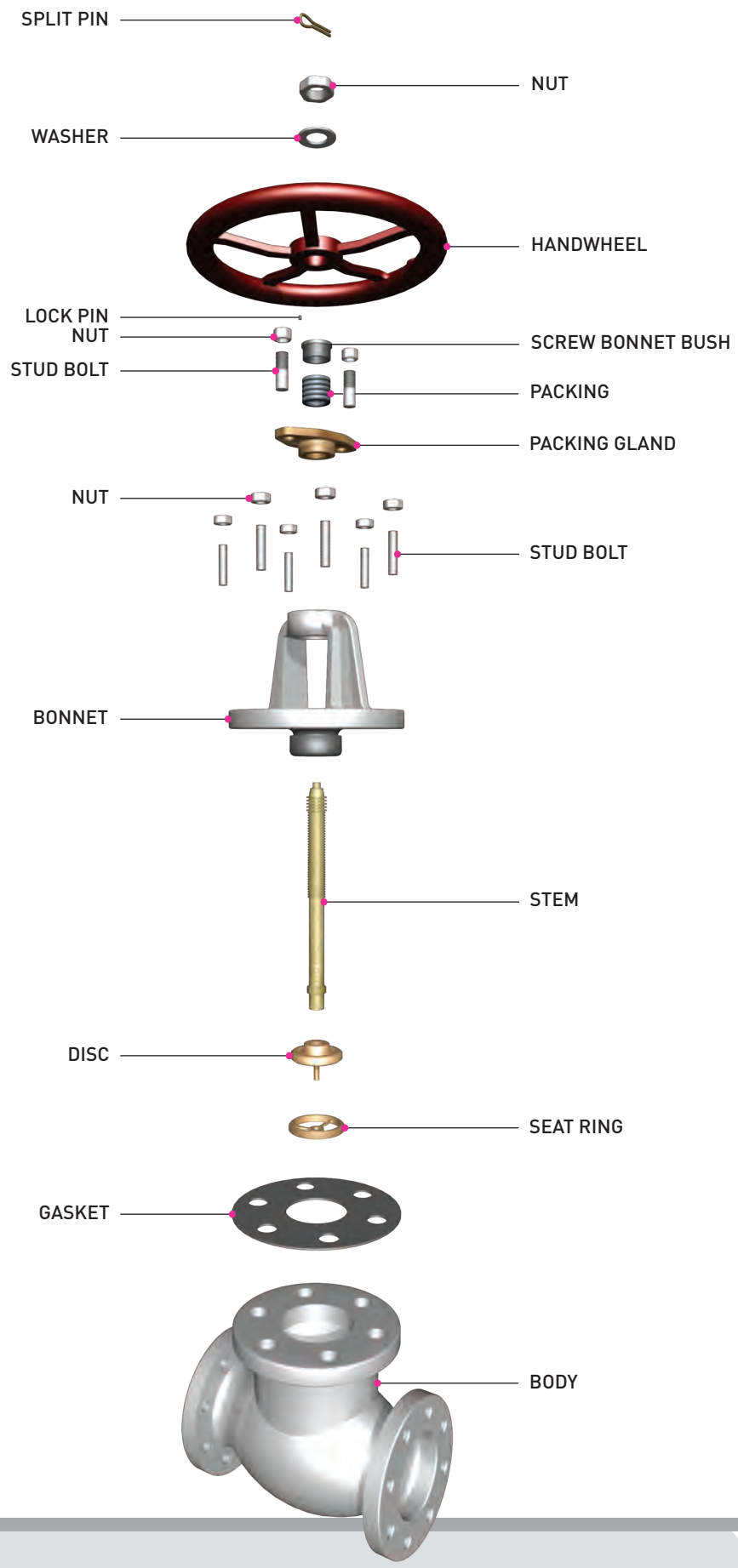
- PART LIST FOR SDNR VALVES
- DIMENSION & WEIGHT LIST FOR SDNR VALVES

SDNR VALVES



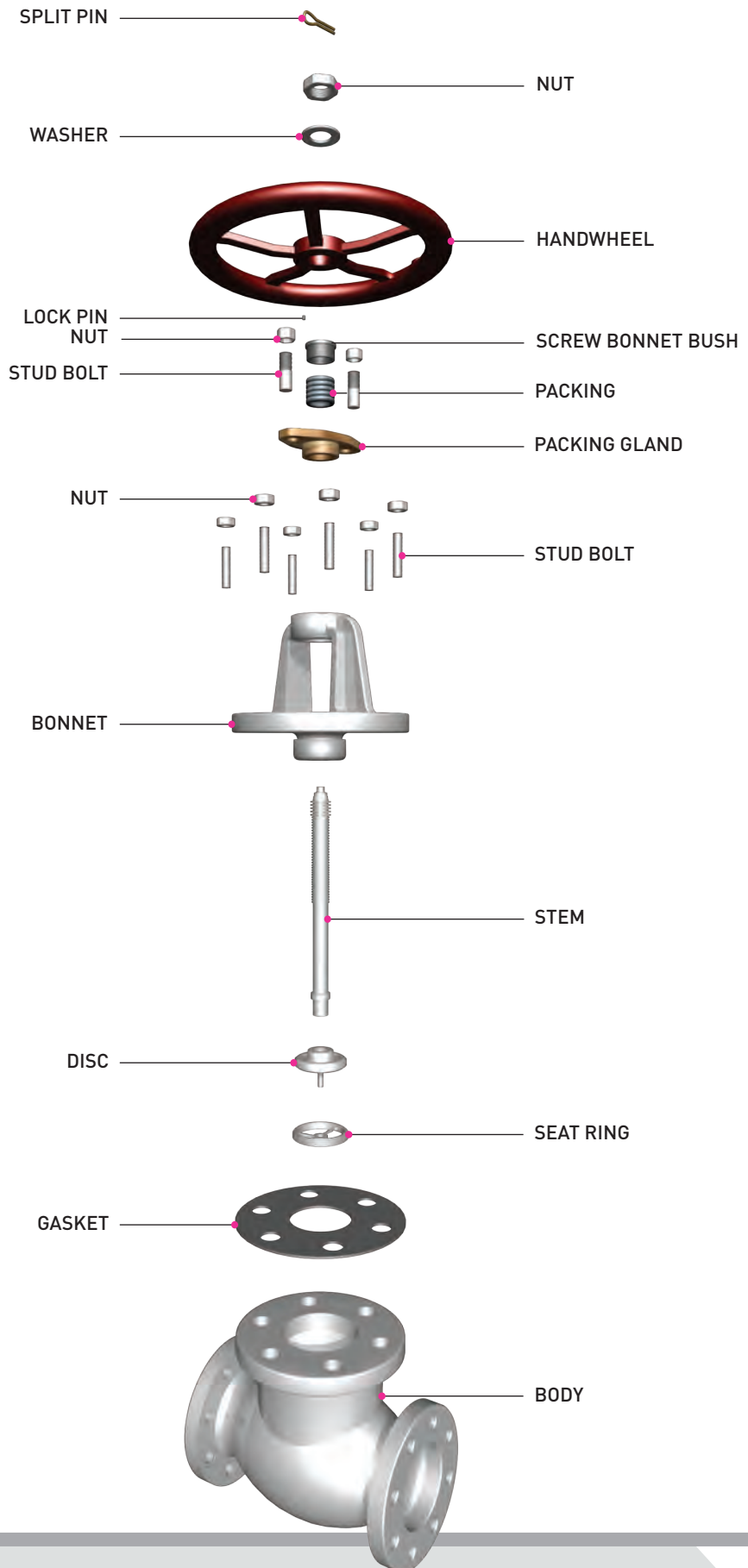
SDNR VALVES

PART LIST FOR SDNR VALVES - CLASS B



SDNR VALVES

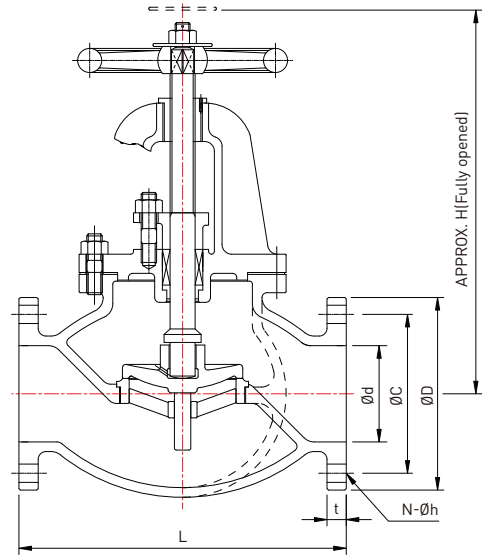
PART LIST FOR SDNR VALVES - CLASS S



DIMENSION & WEIGHT LIST FOR SDNR VALVES - 1

CAST IRON MARINE VALVES

- JIS 5K GLOBE SDNR VALVE (JIS F7353)
- JIS 10K GLOBE SDNR VALVE (JIS F7375)
- JIS 16K GLOBE SDNR VALVE (JIS F7377)



DIMENSION TABLE

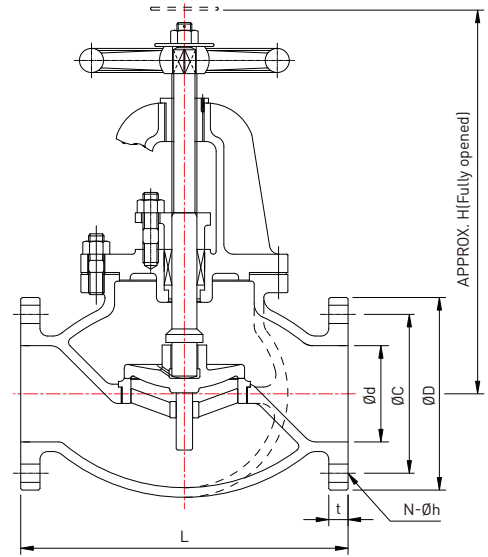
UNIT(mm)

RATING	Nominal dia	Ød	ØD	ØC	N-Øh	t	L	H	WEIGHT (kg)
JIS 5K	50A	50	130	105	4-15	16	210	270	14.7
	65A	65	155	130	4-15	18	250	300	21.3
	80A	80	180	145	4-19	18	280	310	27.7
	100A	100	200	165	8-19	20	340	360	40.8
	125A	125	235	200	8-19	20	410	390	57.6
	150A	150	265	230	8-19	22	480	445	80.3
	200A	200	320	280	8-23	24	570	530	139
	250A	250	385	345	12-23	26	740	650	246
	300A	300	430	390	12-23	28	840	740	377
	350A	335	480	435	12-25	30	940	840	462
400A	380	540	495	16-25	30	1050	940	647	
JIS 10K	50A	50	155	120	4-19	20	220	285	19.9
	65A	65	175	140	4-19	22	270	310	28.7
	80A	80	185	150	8-19	22	300	320	32.4
	100A	100	210	175	8-19	24	350	370	48.7
	125A	125	250	210	8-23	24	420	420	73.1
	150A	150	280	240	8-23	26	490	470	104
	200A	200	330	290	12-23	26	570	555	162
	250A	250	400	355	12-25	30	740	680	304
	300A	300	445	400	16-25	32	840	770	458
JIS 16K	50A	50	155	120	8-19	20	220	285	19.6
	65A	65	175	140	8-19	22	270	310	28.3
	80A	80	200	160	8-23	24	300	340	40.4
	100A	100	225	185	8-23	26	350	385	56.9
	125A	125	270	225	8-25	26	430	455	89.5
	150A	150	305	260	12-25	28	500	510	123
	200A	200	350	305	12-25	30	570	630	188

DIMENSION & WEIGHT LIST FOR SDNR VALVES - 2

CAST IRON MARINE VALVES

- JIS 5K GLOBE SDNR VALVE (JIS F7353)
- JIS 10K GLOBE SDNR VALVE (JIS F7375)
- JIS 16K GLOBE SDNR VALVE (JIS F7377)



FLUID CONDITION & MAX. WORKING PRESSURE (MPa)

RATING	SIZE	TRIM	STEAM UP TO 230°C	STEAM UP TO 205°C	SATURATED STEAM	AIR AND GAS	OIL AND PULSATION WATER	NON-SHOCK WATER UP TO 120°C
JIS 5K	UP TO 200A	CLASS B	-	0.5	-	0.5 (UP TO 300A)	0.5	0.7 (UP TO 300A)
		CLASS S	0.5					
	250A TO 400A	CLASS B	-					0.6
JIS 10K	UP TO 200A	CLASS B	-	-	1.0			1.4
		CLASS S	1.0					
	OVER 250A	CLASS B	-		0.5	-	1.0	1.0
		CLASS S	-					
JIS 16K	50A TO 200A	CLASS B	-	1.6	-	1.6	1.6	2.2
		CLASS S	1.6					

TEST PRESSURE (MPa)

RATING	SIZE	HYDROSTATIC PRESS TEST (SHELL)	HYDROSTATIC PRESS TEST (SEAT)
JIS 5K	UP TO 300A	1.05	0.77
	350A TO 400A	0.9	0.66
JIS 10K	UP TO 200A	2.1	1.54
	OVER 250A	1.5	1.1
JIS 16K	50A TO 200A	3.3	2.42



Remark

1. The flanges shall conform to nominal pressure 5K, 10K and 16K of JIS B2210.
2. The name plate shall be specified by purchaser as required.

SDNR VALVES

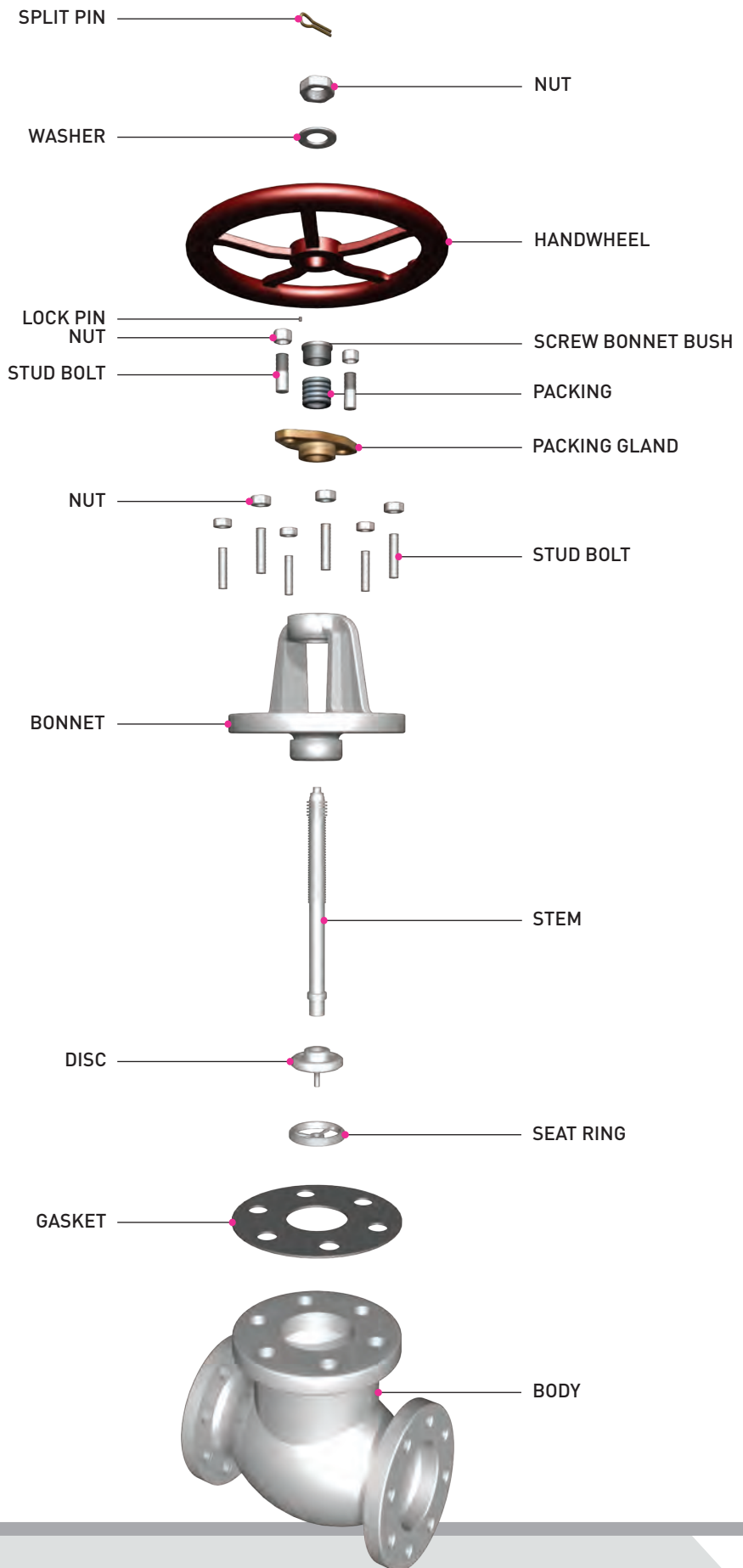
CAST STEEL

- PART LIST FOR SDNR VALVES
- DIMENSION & WEIGHT LIST FOR SDNR VALVES



SDNR VALVES

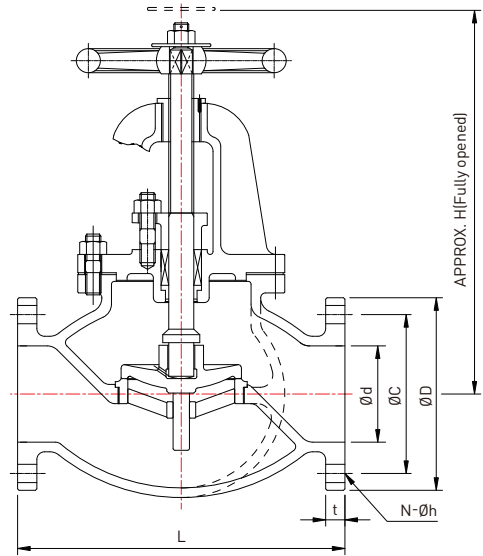
PART LIST FOR SDNR VALVES



DIMENSION & WEIGHT LIST FOR SDNR VALVES

CAST STEEL MARINE VALVES

- JIS 5K GLOBE SDNR VALVE (Ref. to JIS F7353)
- JIS 10K GLOBE SDNR VALVE (Ref. to JIS F7375)
- JIS 16K GLOBE SDNR VALVE (Ref. to JIS F7377)



DIMENSION TABLE

UNIT(mm)

RATING	Nominal dia	Ød	ØD	ØC	N-Øh	t	L	H	WEIGHT (kg)
JIS 5K	50A	50	130	105	4-15	14	210	270	15.93
	65A	65	155	130	4-15	14	250	300	23.07
	80A	80	180	145	4-19	14	280	310	30
	100A	100	200	165	8-19	16	340	360	44.19
	125A	125	235	200	8-19	16	410	390	62.39
	150A	150	265	230	8-19	18	480	445	86.97
	200A	200	320	280	8-23	20	570	530	150.54
	250A	250	385	345	12-23	22	740	650	266.42
	300A	300	430	390	12-23	22	840	740	408.3
	350A	335	480	435	12-25	24	940	840	500.35
400A	380	540	495	16-25	24	1050	940	700.7	
JIS 10K	50A	50	155	120	4-19	16	220	285	21.68
	65A	65	175	140	4-19	18	270	310	31.26
	80A	80	185	150	8-19	18	300	320	35.29
	100A	100	210	175	8-19	18	350	370	53.04
	125A	125	250	210	8-23	20	420	420	79.61
	150A	150	280	240	8-23	22	490	470	113.26
	200A	200	330	290	12-23	22	570	555	176.42
	250A	250	400	355	12-25	24	740	680	331.06
300A	300	445	400	16-25	24	840	770	498.77	
JIS 16K	50A	50	155	120	8-19	16	220	285	21.23
	65A	65	175	140	8-19	18	270	310	30.65
	80A	80	200	160	8-23	20	300	340	43.75
	100A	100	225	185	8-23	22	350	385	61.63
	125A	125	270	225	8-25	24	430	455	96.93
	150A	150	305	260	12-25	26	500	510	133.21
200A	200	350	305	12-25	28	570	630	203.60	

TEST PRESSURE (MPa)

RATING	SIZE	HYDROSTATIC PRESS TEST (SHELL)	HYDROSTATIC PRESS TEST (SEAT)
JIS 5K	UP TO 300A	1.05	0.77
	350A TO 400A	0.9	0.66
JIS 10K	UP TO 200A	2.1	1.54
	OVER 250A	1.5	1.1
JIS 16K	50A TO 200A	3.3	2.42

Remark



1. The flanges shall conform to nominal pressure 5K, 10K and 16K of JIS B2210.
2. The name plate shall be specified by purchaser as required.

SDNR VALVES

CAST STEEL

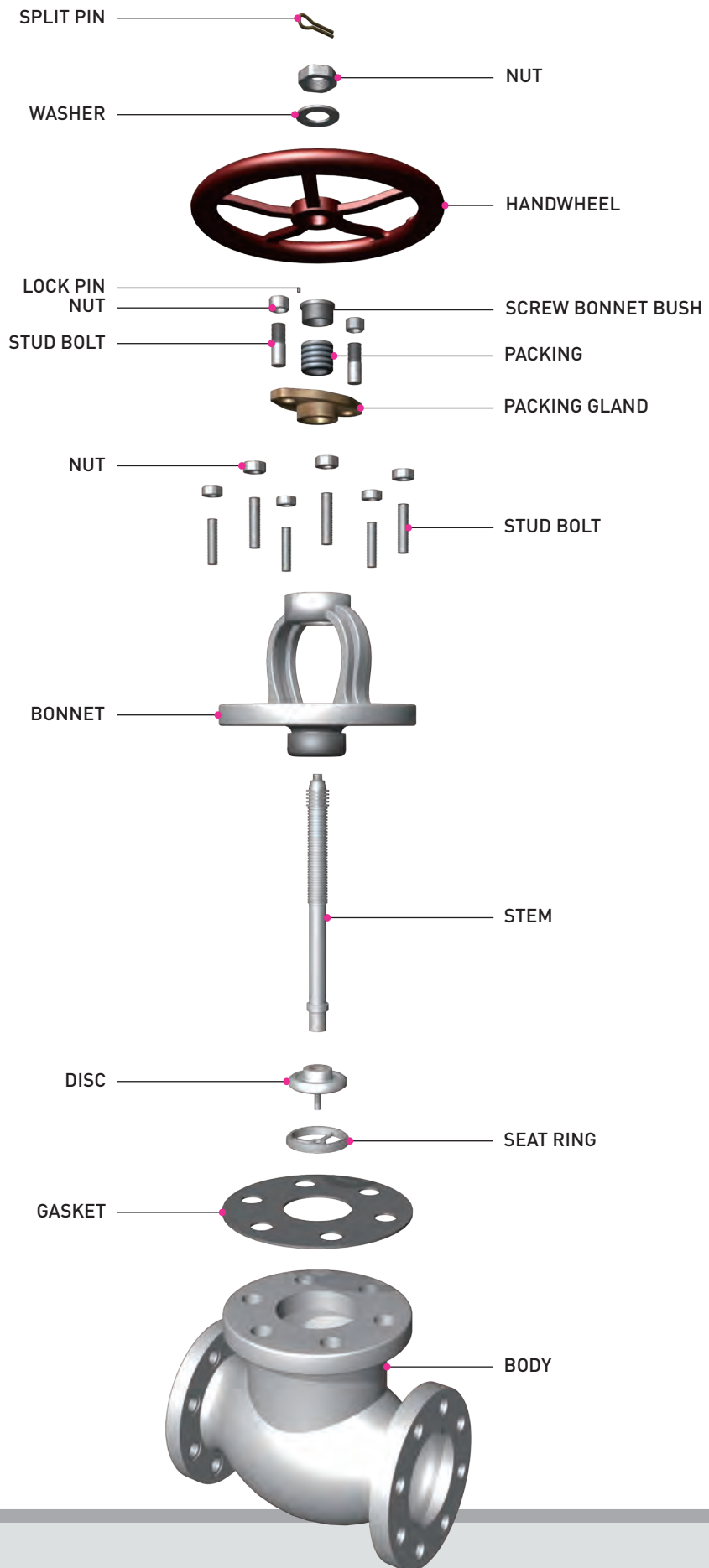
- PART LIST FOR SDNR VALVES
- DIMENSION & WEIGHT LIST FOR SDNR VALVES

SDNR VALVES



SDNR VALVES

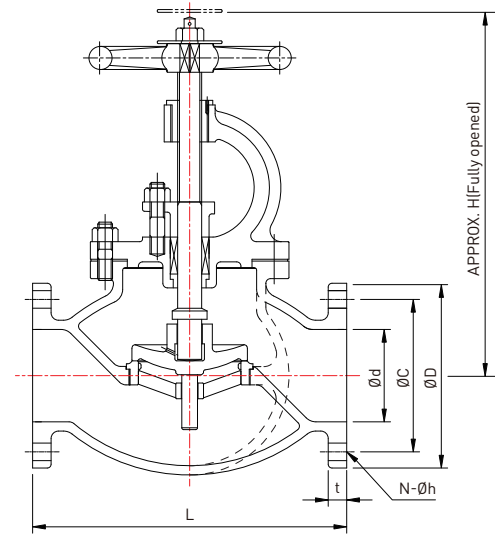
PART LIST FOR SDNR VALVES



DIMENSION & WEIGHT LIST FOR SDNR VALVES

CAST STEEL MARINE VALVES

- JIS 10K GLOBE SDNR VALVE (JIS F7471)
- JIS 20K GLOBE SDNR VALVE (JIS F7473)



DIMENSION TABLE

UNIT(mm)

RATING	Nominal dia	Ød	ØD	ØC	N-Øh	t	L	H	WEIGHT (kg)
JIS 10K	50A	50	155	120	4-19	16	220	270	17.9
	65A	65	175	140	4-19	18	270	300	26.0
	80A	80	185	150	8-19	18	300	310	29.8
	100A	100	210	175	8-19	18	350	355	44.7
	125A	125	250	210	8-23	20	420	415	70.3
	150A	150	280	240	8-23	22	490	470	96.4
	200A	200	330	290	12-23	22	570	565	159
	250A	250	400	355	12-25	24	740	645	257
JIS 20K (RF)	32A	32	135	100	4-19	18	190	270	14.4
	40A	40	140	105	4-19	18	200	290	16.0
	50A	50	155	120	8-19	18	230	305	21.6
	65A	65	175	140	8-19	20	270	345	30.4
	80A	80	200	160	8-23	22	300	385	43.5
	100A	100	225	185	8-23	24	350	440	62.3
	125A	125	270	225	8-25	26	430	500	95.7
	150A	150	305	260	12-25	28	500	550	133.3
	200A	200	350	305	12-25	30	560	630	296.1
250A	250	430	380	12-27	34	660	725	339.1	

FLUID CONDITION • MAX. WORKING PRESSURE & TEST PRESSURE (MPa)

MAX. WORKING PRESSURE (MPa)	FLUID CONDITION					
	STEAM OF 400 °C	STEAM OF 350 °C	STEAM OF 300 °C	STEAM UP TO 220 °C	AIR, GAS, OIL AND PULSATION WATER	NON-SHOCK WATER UP TO 120 °C
JIS 10K	-	-	1.0	1.2	1.2	1.4
JIS 20K	2.3	2.6	2.9	3.1	3.1	3.4
TEST PRESSURE (MPa)						
RATING	HYDROSTATIC PRESS TEST (SHELL)			HYDROSTATIC PRESS TEST (SEAT)		
JIS 10K	2.1			1.54		
JIS 20K	5.1			3.74		



Remark

1. The flanges shall conform to nominal pressure 10K and 20K of JIS B2210.
2. The name plate shall be specified by purchaser as required.

SDNR VALVES

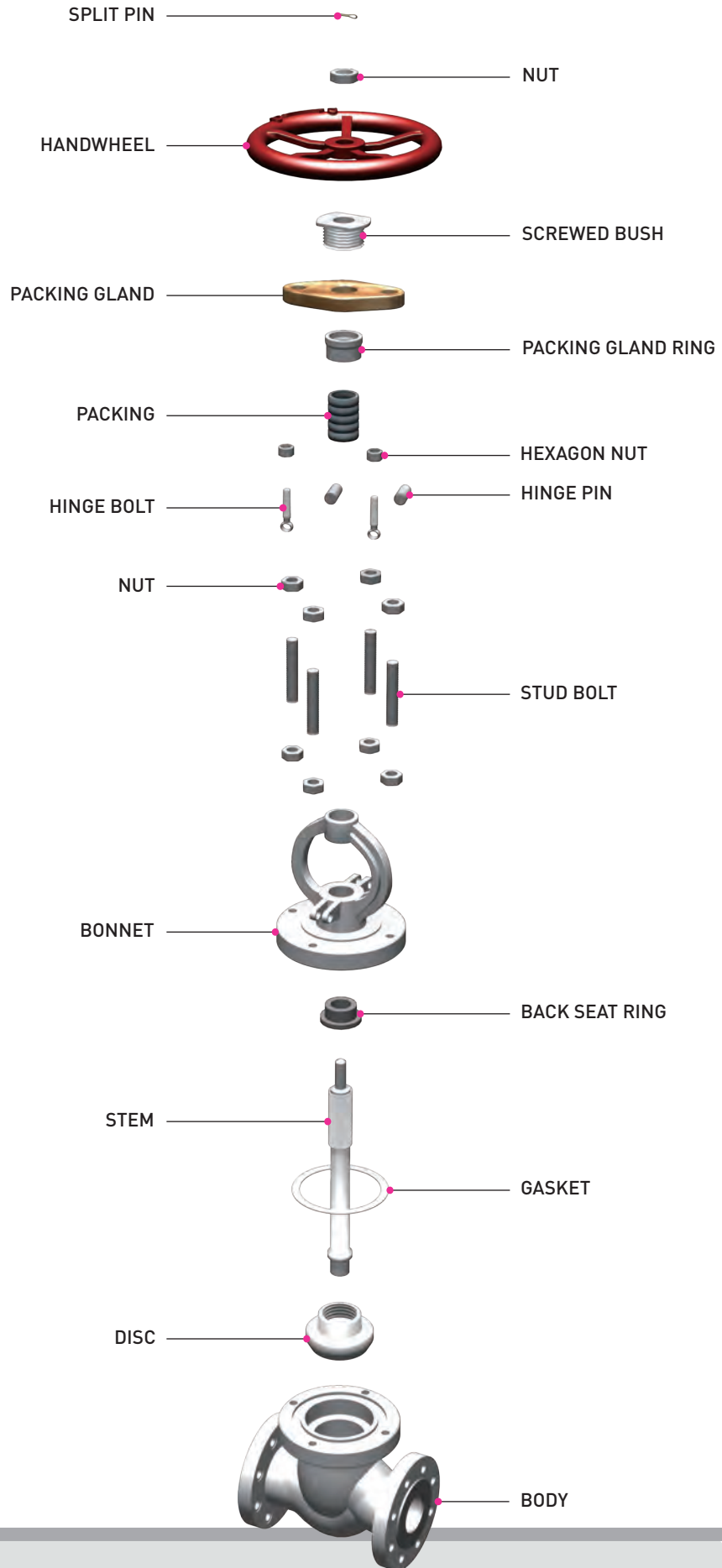
CAST STEEL

- PART LIST FOR SDNR VALVES
- DIMENSION & WEIGHT LIST FOR SDNR VALVES



SDNR VALVES

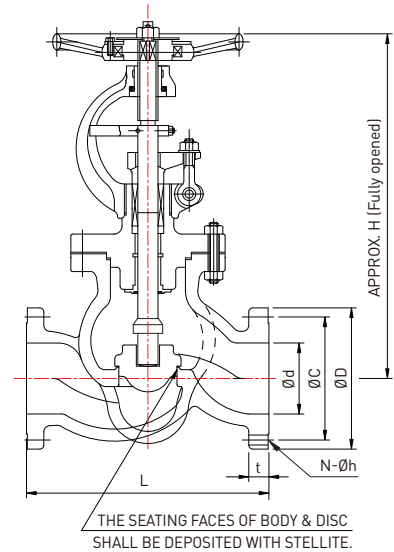
PART LIST FOR SDNR VALVES



DIMENSION & WEIGHT LIST FOR SDNR VALVES

CAST STEEL MARINE VALVES

- JIS 30K GLOBE SDNR VALVE (Ref. to JIS F7315)
- JIS 40K GLOBE SDNR VALVE (Ref. to JIS F7317)



DIMENSION TABLE

UNIT(mm)

RATING	Nominal dia	Ød	ØD	ØC	N-Øh	t	L	H	WEIGHT (kg)
JIS 30K (RF)	100A	100	240	195	8-25	32	410	575	115
	125A	125	275	230	8-25	36	460	670	168
	150A	150	325	275	12-27	38	500	755	242
JIS 40K (RF)	32A	32	140	105	4-19	24	229	370	25.4
	40A	38	160	120	4-23	24	241	395	30.2
	50A	50	165	130	8-19	26	292	435	41.0
	65A	62	200	160	8-23	30	330	490	62.3
	80A	75	210	170	8-23	32	356	540	79.0
	100A	100	250	205	8-25	36	432	640	140
	125A	120	300	250	8-27	40	508	720	197
	150A	145	355	295	12-33	44	559	815	298

FLUID CONDITION • MAX. WORKING PRESSURE & TEST PRESSURE (MPa)

FLUID CONDITION		STEAM OF 490°C	STEAM OF 475°C	STEAM OF 450°C	STEAM OF 425°C	STEAM OF 400°C	STEAM OF 350°C	STEAM UP TO 300°C	AIR, GAS, OIL AND PULSATION WATER
JIS 30K	CARBON STEEL				3.0	3.4	3.9	4.3	4.6
	MOLYBDENUM STEEL			3.4	3.6	3.8	3.9	4.3	4.6
JIS 40K	CARBON STEEL				4.0	4.6	5.2	5.7	6.2
	MOLYBDENUM STEEL		4.0	4.5	4.8	5.1	5.2	5.7	6.2
TEST PRESSURE (MPa)									
RATING		HYDROSTATIC PRESS TEST (SHELL)				HYDROSTATIC PRESS TEST (SEAT)			
JIS 30K		6.9				5.06			
JIS 40K		9.3				6.82			


Remark

1. The flanges shall conform to nominal pressure 30K and 40K of JIS B2210.
2. The name plate shall be specified by purchaser as required.


SDNR VALVES

CAST BRONZE

- PART LIST FOR SDNR VALVES
- DIMENSION & WEIGHT LIST FOR SDNR VALVES

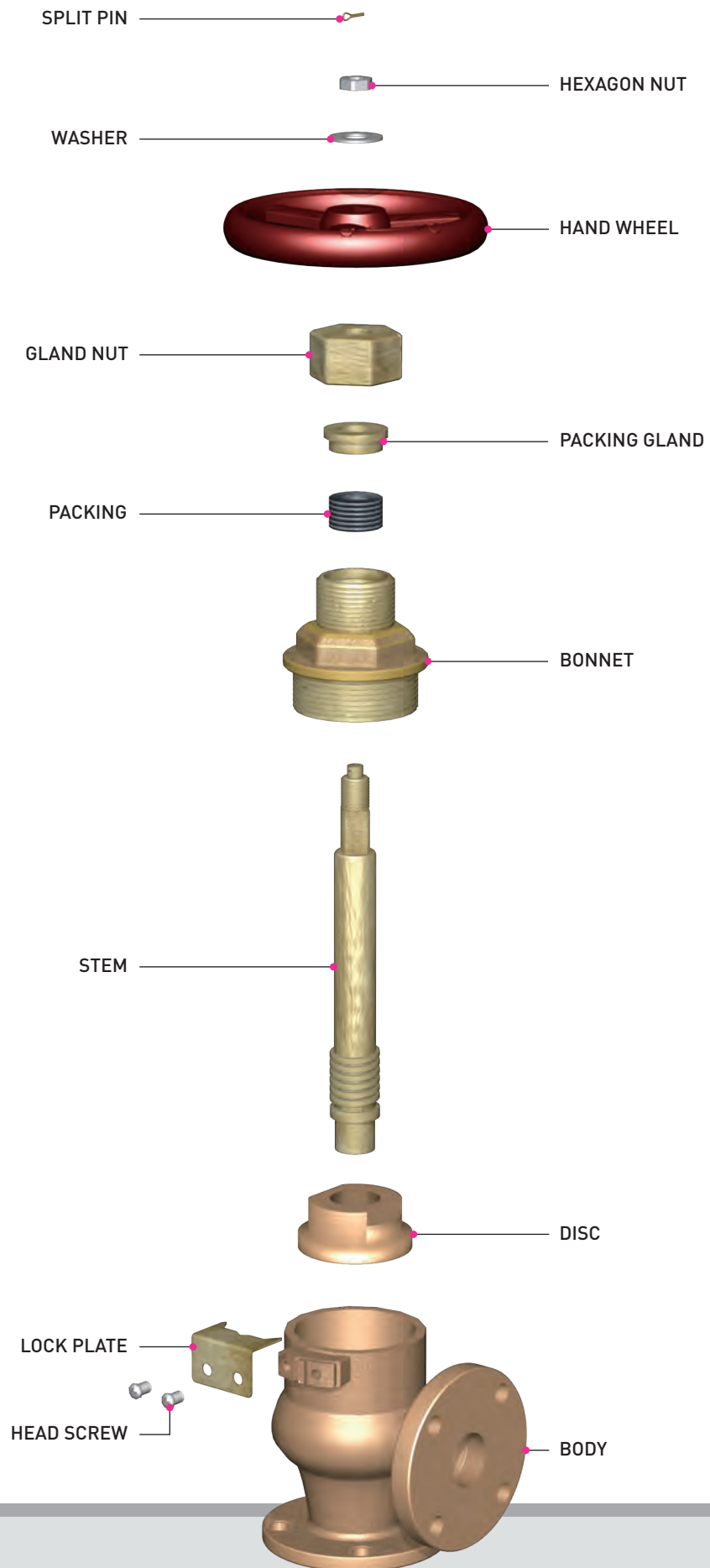


SDNR VALVES



SDNR VALVES

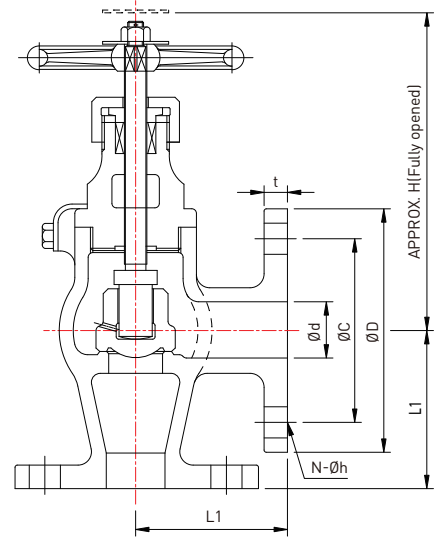
PART LIST FOR SDNR VALVES



DIMENSION & WEIGHT LIST FOR SDNR VALVES

CAST BRONZE MARINE VALVES

- JIS 5K ANGLE SDNR VALVE (JIS F7352)
- JIS 16K ANGLE SDNR VALVE (JIS F7410)



DIMENSION TABLE

UNIT(mm)

RATING	Nominal dia	Ød	ØD	ØC	N-Øh	t	L1	H	WEIGHT (kg)
JIS 5K	15A	15	80	60	4-12	9	55	120	1.98
	20A	20	85	65	4-12	10	60	130	2.73
	25A	25	95	75	4-12	10	65	145	3.44
	32A	32	115	90	4-15	12	80	150	4.77
	40A	40	120	95	4-15	12	85	165	5.99
	50A	50	130	105	4-15	14	100	200	10.1
JIS 16K	65A	65	155	130	4-15	14	115	220	15.6
	15A	15	95	70	4-15	12	70	120	2.73
	20A	20	100	75	4-15	14	75	130	3.65
	25A	25	125	90	4-19	14	85	145	5.16
	32A	32	135	100	4-19	16	95	150	6.72
40A	40	140	105	4-19	16	100	165	8.13	

FLUID CONDITION & TEST PRESSURE (MPa)

RATING	FLUID CONDITION			TEST PRESSURE (MPa)	
	STEAM UP TO 205°C	AIR, GAS, OIL AND PULSATION WATER	NON-SHOCK WATER UP TO 120°C	HYDROSTATIC PRESS TEST (SHELL)	HYDROSTATIC PRESS TEST (SEAT)
JIS 5K	0.49	0.49	0.69	1.03	0.76
JIS 16K	1.6	1.6	2.2	3.3	2.42



Remark

1. The flanges shall conform to nominal pressure 5K and 16K of JIS B2240.
2. JIS F7352 5K for nominal dia 50 and 65 shall be made Bolted Bonnet type.

SDNR VALVES

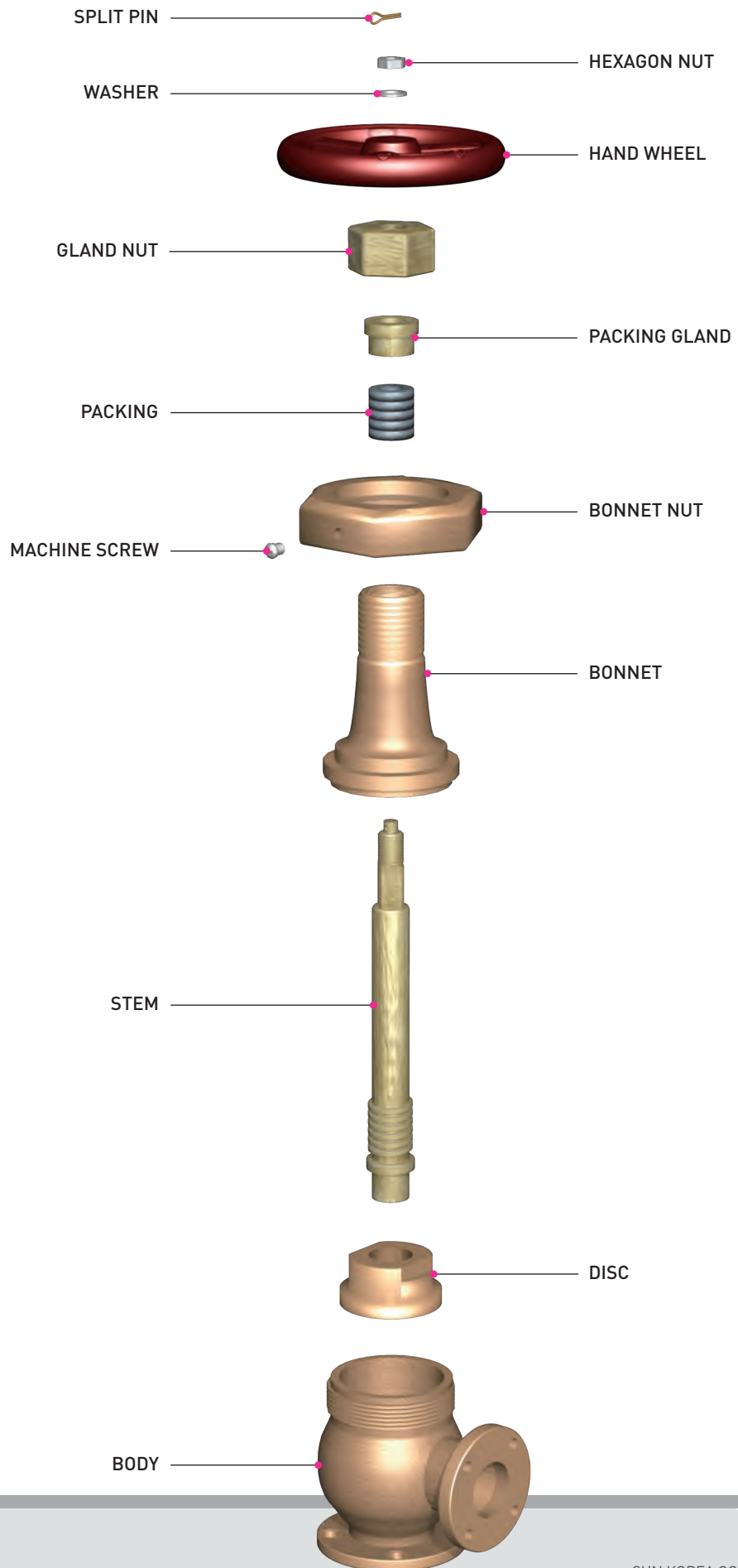
CAST BRONZE

- PART LIST FOR SDNR VALVES
- DIMENSION & WEIGHT LIST FOR SDNR VALVES



SDNR VALVES

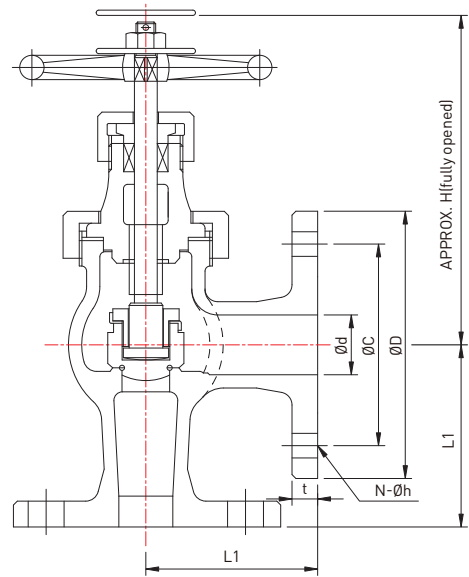
PART LIST FOR SDNR VALVES



DIMENSION & WEIGHT LIST FOR SDNR VALVES

CAST BRONZE MARINE VALVES

- JIS 5K ANGLE SDNR VALVE (JIS F7412)
- JIS 16K ANGLE SDNR VALVE (JIS F7414)



DIMENSION TABLE

UNIT(mm)

RATING	Nominal dia	$\varnothing d$	$\varnothing D$	$\varnothing C$	$N-\varnothing h$	t	$L1$	H	WEIGHT (kg)
JIS 5K	15A	15	80	60	4-12	9	55	145	2.15
	20A	20	85	65	4-12	10	60	155	2.94
	25A	25	95	75	4-12	10	65	175	3.82
	32A	32	115	90	4-15	12	80	175	4.99
	40A	40	120	95	4-15	12	85	190	6.4
JIS 16K	15A	15	95	70	4-15	12	70	145	2.94
	20A	20	100	75	4-15	14	75	155	3.88
	25A	25	125	90	4-19	14	85	175	5.53
	32A	32	135	100	4-19	16	95	175	6.98
	40A	40	140	105	4-19	16	100	190	8.57

FLUID CONDITION & TEST PRESSURE (MPa)

RATING	FLUID CONDITION			TEST PRESSURE (MPa)	
	STEAM UP TO 205°C	AIR, GAS, OIL AND PULSATION WATER	NON-SHOCK WATER UP TO 120°C	HYDROSTATIC PRESS TEST (SHELL)	HYDROSTATIC PRESS TEST (SEAT)
JIS 5K	0.5	0.5	0.7	1.05	0.77
JIS 16K	1.6	1.6	2.2	3.3	2.42



Remark

The flanges shall conform to nominal pressure 5K and 16K of JIS B2240.

SDNR VALVES

CAST BRONZE

- PART LIST FOR SDNR VALVES
- DIMENSION & WEIGHT LIST FOR SDNR VALVES

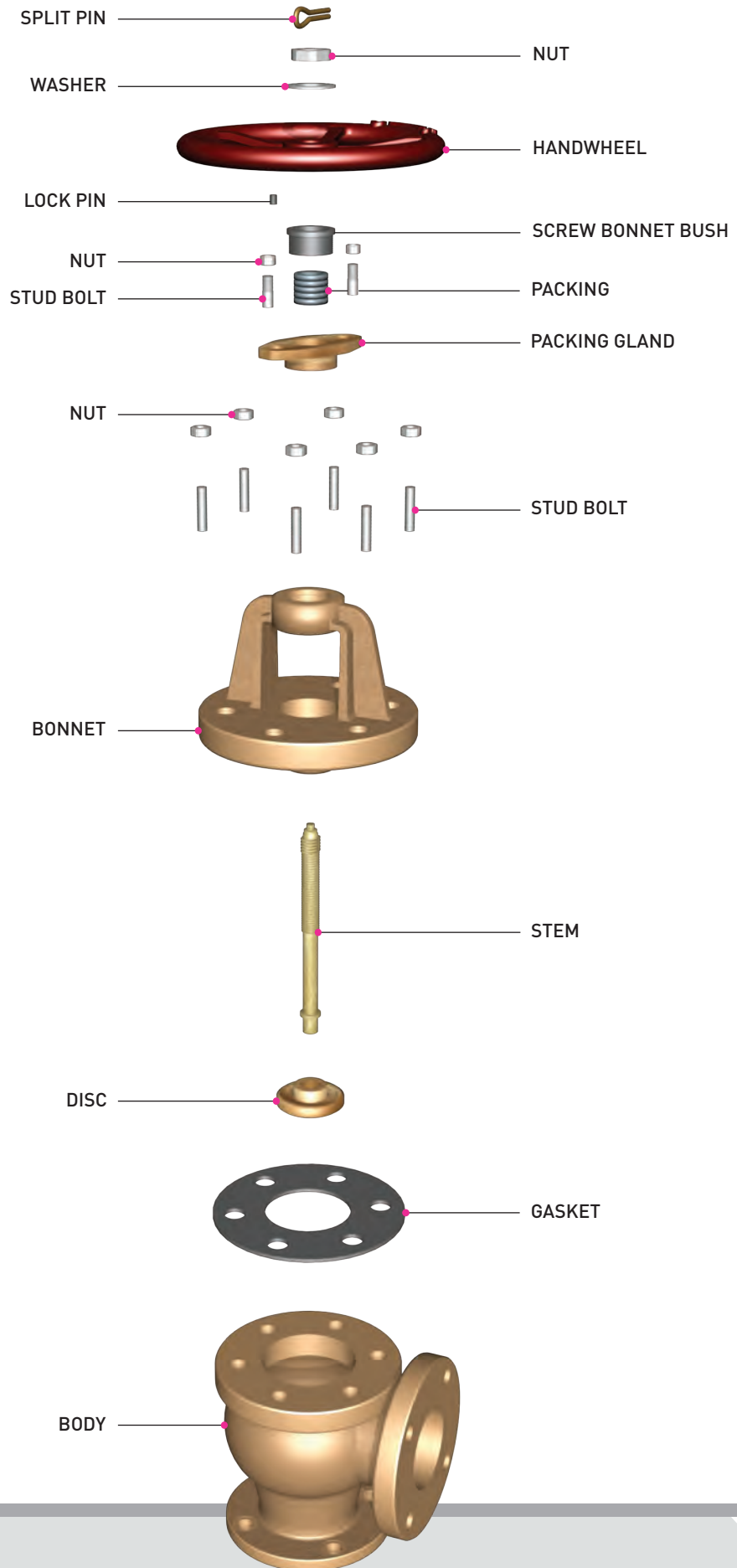


SDNR VALVES



SDNR VALVES

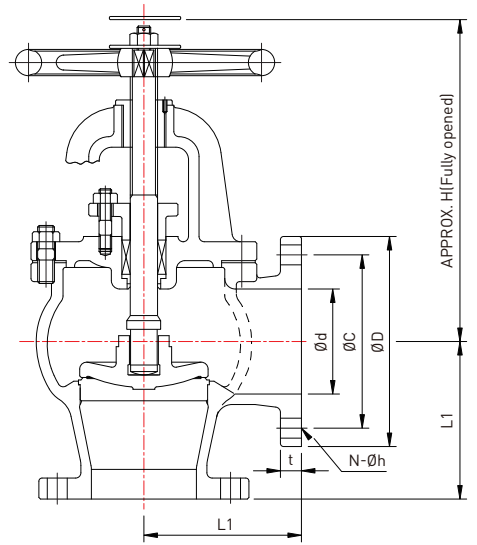
PART LIST FOR SDNR VALVES



DIMENSION & WEIGHT LIST FOR SDNR VALVES

CAST BRONZE MARINE VALVES

- JIS 5K ANGLE SDNR VALVE (Ref. to JIS F7354)
- JIS 10K ANGLE SDNR VALVE (Ref. to JIS F7376)
- JIS 16K ANGLE SDNR VALVE (Ref. to JIS F7378)



DIMENSION TABLE

UNIT(mm)

RATING	Nominal dia	Ød	ØD	ØC	N-Øh	t	L1	H	WEIGHT (kg)
JIS 5K	50A	50	130	105	4-15	14	100	240	15.48
	65A	65	155	130	4-15	14	115	255	21.84
	80A	80	180	145	4-19	14	130	265	28.08
	100A	100	200	165	8-19	16	150	310	40.44
	125A	125	235	200	8-19	16	170	330	55.44
	150A	150	265	230	8-19	18	190	380	76.08
	200A	200	320	280	8-23	20	220	450	126
	250A	250	385	345	12-23	22	275	540	199.2
	300A	300	430	390	12-23	22	310	610	291.6
JIS 10K	50A	50	155	120	4-19	16	120	255	21.84
	65A	65	175	140	4-19	18	130	270	30.48
	80A	80	185	150	8-19	18	140	275	32.88
	100A	100	210	175	8-19	18	160	315	48.72
	125A	125	250	210	8-23	20	180	360	83.88
	150A	150	280	240	8-23	22	205	405	97.2
	200A	200	330	290	12-23	22	230	475	150
	250A	250	400	355	12-25	24	290	570	253.2
	300A	300	445	400	16-25	24	320	645	351.6
JIS 16K	50A	50	155	120	8-19	16	120	255	21.6
	65A	65	175	140	8-19	18	130	270	30
	80A	80	200	160	8-23	20	150	295	42.84
	100A	100	225	185	8-23	22	170	330	59.04
	125A	125	270	225	8-25	24	200	390	91.32
	150A	150	305	260	12-25	26	225	435	123.6
	200A	200	350	305	12-25	28	250	540	186

TEST PRESSURE (MPa)

RATING	SIZE	HYDROSTATIC PRESS TEST (SHELL)	HYDROSTATIC PRESS TEST (SEAT)
JIS 5K	UP TO 300A	1.05	0.77
	350A TO 400A	0.9	0.66
JIS 10K	UP TO 200A	2.1	1.54
	OVER 250A	1.5	1.1
JIS 16K	50A TO 200A	3.3	2.42




Remark

- The flanges shall conform to nominal pressure 5K, 10K and 16K of JIS B2210.
- The name plate shall be specified by purchaser as required.

SDNR VALVES

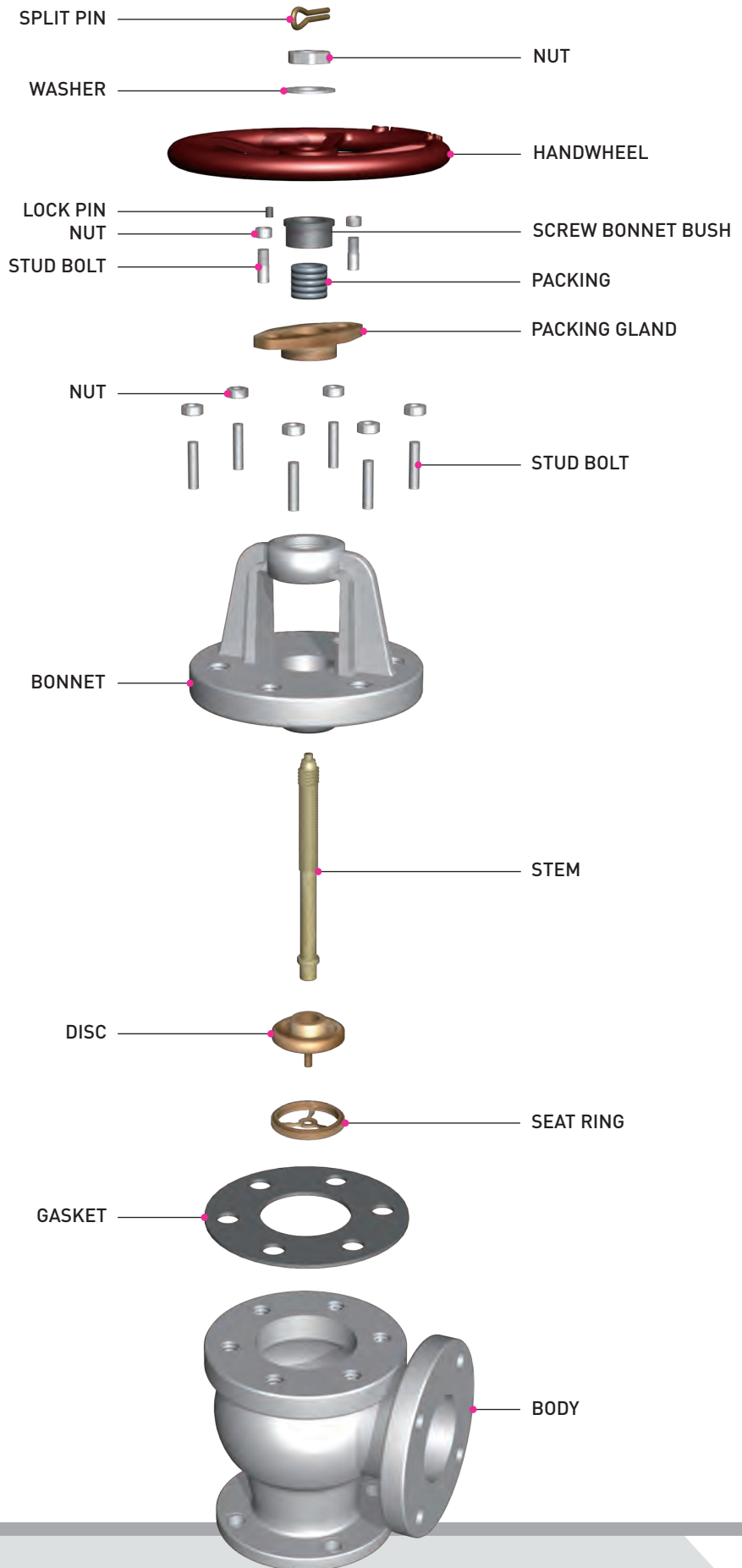
CAST IRON

- PART LIST FOR SDNR VALVES
- DIMENSION & WEIGHT LIST FOR SDNR VALVES



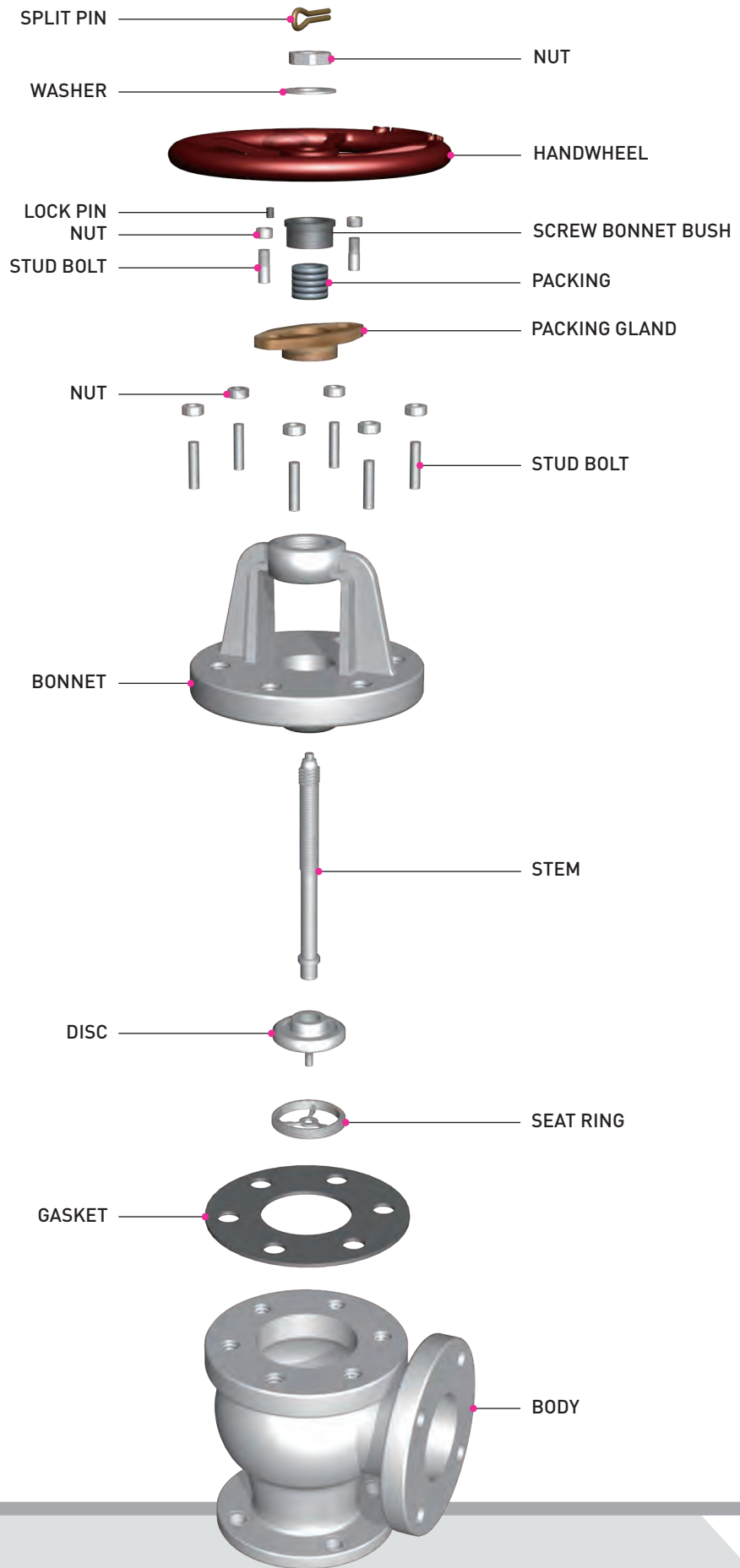
SDNR VALVES

PART LIST FOR SDNR VALVES - CLASS B



SDNR VALVES

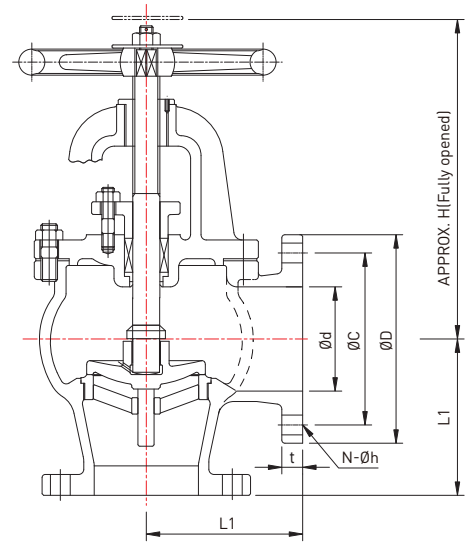
PART LIST FOR SDNR VALVES - CLASS S



DIMENSION & WEIGHT LIST FOR SDNR VALVES - 1

CAST IRON MARINE VALVES

- JIS 5K ANGLE SDNR VALVE (JIS F7354)
- JIS 10K ANGLE SDNR VALVE (JIS F7376)
- JIS 16K ANGLE SDNR VALVE (JIS F7378)



DIMENSION TABLE

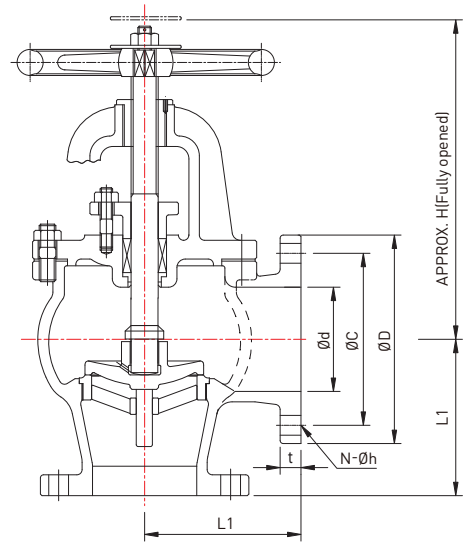
UNIT(mm)

RATING	Nominal dia	$\varnothing d$	$\varnothing D$	$\varnothing C$	$N-\varnothing h$	t	L_1	H	WEIGHT (kg)
JIS 5K	50A	50	130	105	4-15	16	100	240	12.9
	65A	65	155	130	4-15	18	115	255	18.2
	80A	80	180	145	4-19	18	130	265	23.4
	100A	100	200	165	8-19	20	150	310	33.7
	125A	125	235	200	8-19	20	170	330	46.2
	150A	150	265	230	8-19	22	190	380	63.4
	200A	200	320	280	8-23	24	220	450	105
	250A	250	385	345	12-23	26	275	540	166
	300A	300	430	390	12-23	28	310	610	243
	350A	335	480	435	12-25	30	360	690	327
400A	380	540	495	16-25	30	395	770	459	
JIS 10K	50A	50	155	120	4-19	20	120	255	18.2
	65A	65	175	140	4-19	22	130	270	25.4
	80A	80	185	150	8-19	22	140	275	27.4
	100A	100	210	175	8-19	24	160	315	40.6
	125A	125	250	210	8-23	24	180	360	69.9
	150A	150	280	240	8-23	26	205	405	81
	200A	200	330	290	12-23	26	230	475	125
	250A	250	400	355	12-25	30	290	570	211
	300A	300	445	400	16-25	32	320	645	293
	350A	335	490	445	16-25	34	360	710	386
400A	380	560	510	16-27	36	420	790	544	
JIS 16K	50A	50	155	120	8-19	20	120	255	18
	65A	65	175	140	8-19	22	130	270	25
	80A	80	200	160	8-23	24	150	295	35.7
	100A	100	225	185	8-23	26	170	330	49.2
	125A	125	270	225	8-25	26	200	390	76.1
	150A	150	305	260	12-25	28	225	435	103
	200A	200	350	305	12-25	30	250	540	155

DIMENSION & WEIGHT LIST FOR SDNR VALVES - 2

CAST IRON MARINE VALVES

- JIS 5K ANGLE SDNR VALVE (JIS F7354)
- JIS 10K ANGLE SDNR VALVE (JIS F7376)
- JIS 16K ANGLE SDNR VALVE (JIS F7378)



FLUID CONDITION & MAX. WORKING PRESSURE (MPa)

RATING	SIZE		STEAM UP TO 230°C	STEAM UP TO 205°C	SATURATED STEAM	AIR AND GAS	OIL AND PULSATION WATER	NON-SHOCK WATER UP TO 120°C
JIS 5K	UP TO 200A	CLASS B	-	0.5	-	0.5 (UP TO 300A)	0.5	0.7 (UP TO 300A)
		CLASS S	0.5					
	250A TO 400A	CLASS B	-					
JIS 10K	UP TO 200A	CLASS B	-	-	1.0			1.4
		CLASS S	1.0	-				
	OVER 250A	CLASS B	-		0.5	-	1.0	1.0
		CLASS S						
JIS 16K	50A TO 200A	CLASS B	-	1.6	-	1.6	1.6	2.2
		CLASS S	1.6					

TEST PRESSURE (MPa)

RATING	SIZE	HYDROSTATIC PRESS TEST (SHELL)	HYDROSTATIC PRESS TEST (SEAT)
JIS 5K	UP TO 300A	1.05	0.77
	350A TO 400A	0.9	0.66
JIS 10K	UP TO 200A	2.1	1.54
	OVER 250A	1.5	1.1
JIS 16K	50A TO 200A	3.3	2.42

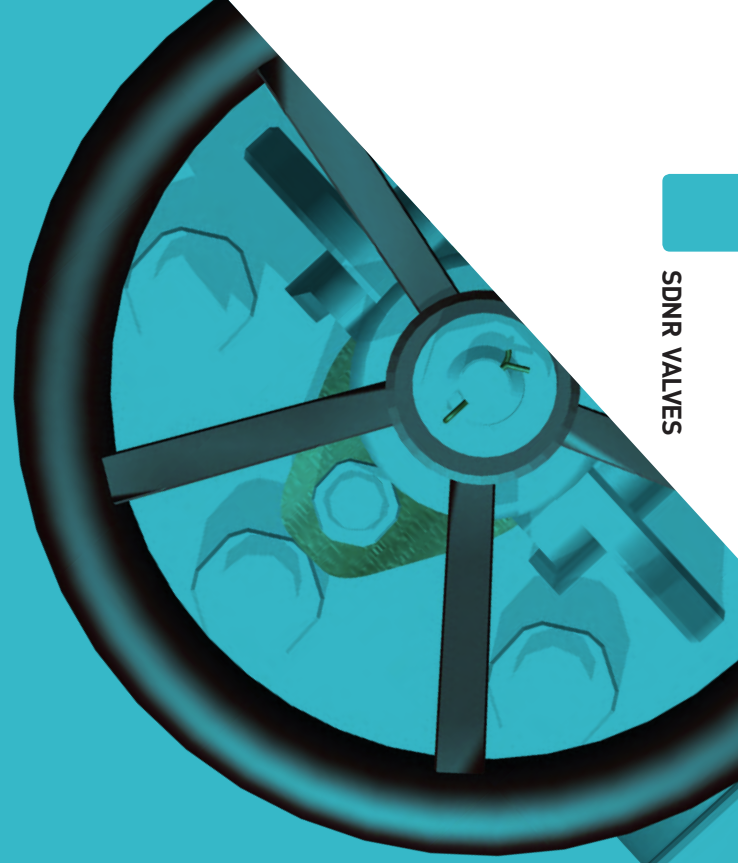

Remark

1. The flanges shall conform to nominal pressure 5K, 10K and 16K of JIS B2210.
2. The name plate shall be specified by purchaser as required.

SDNR VALVES

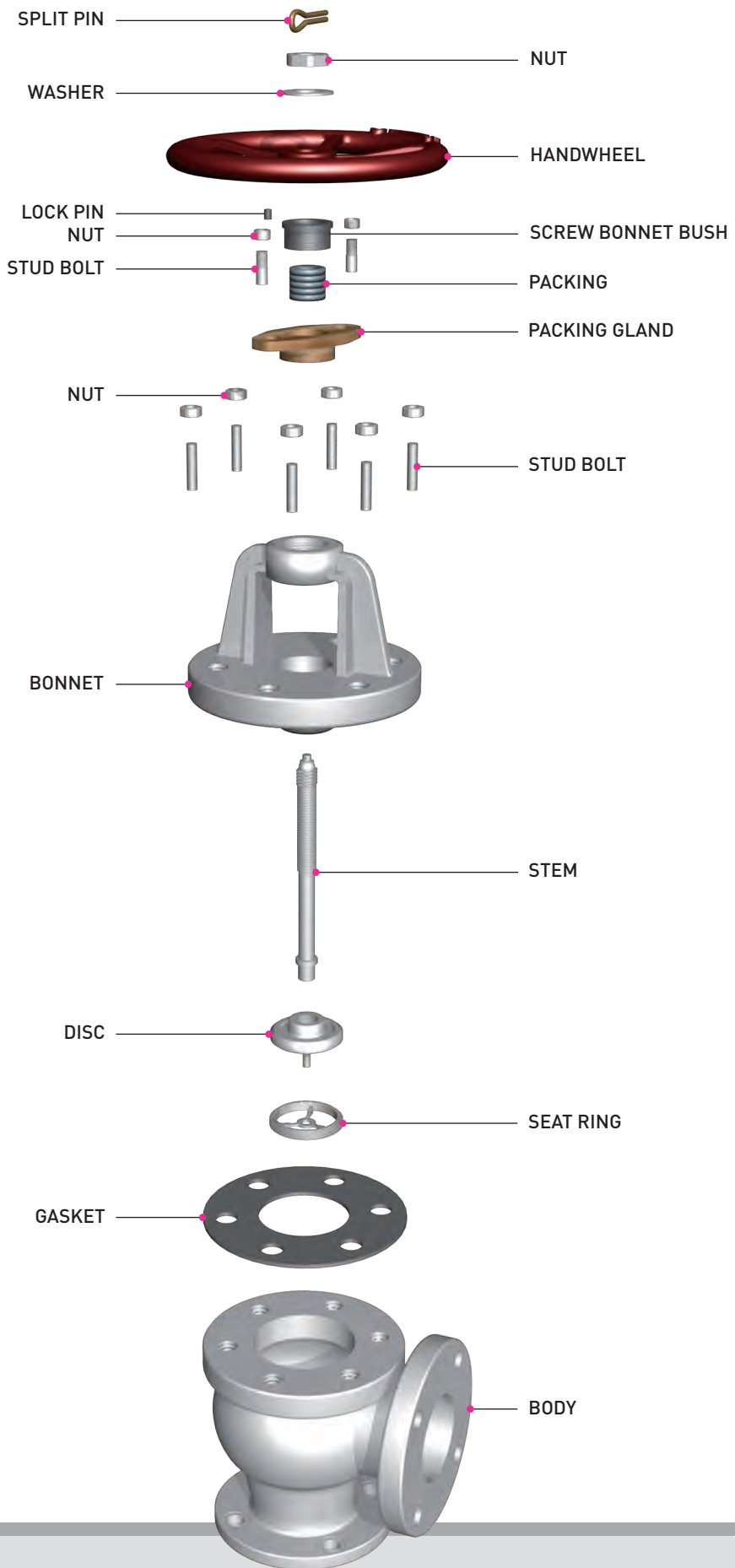
CAST STEEL

- PART LIST FOR SDNR VALVES
- DIMENSION & WEIGHT LIST FOR SDNR VALVES



SDNR VALVES

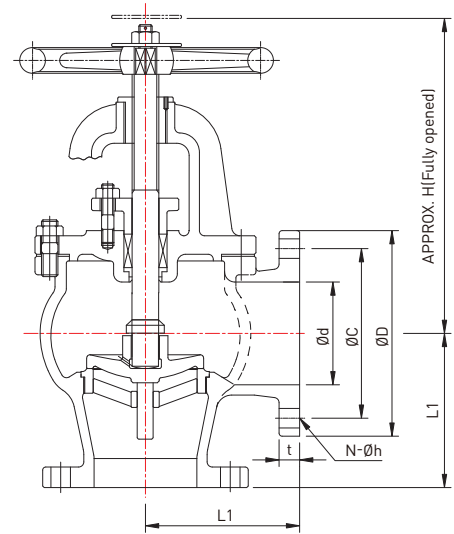
PART LIST FOR SDNR VALVES



DIMENSION & WEIGHT LIST FOR SDNR VALVES

CAST STEEL MARINE VALVES

- JIS 5K ANGLE SDNR VALVE (Ref. to JIS F7354)
- JIS 10K ANGLE SDNR VALVE (Ref. to JIS F7376)
- JIS 16K ANGLE SDNR VALVE (Ref. to JIS F7378)



DIMENSION TABLE

UNIT(mm)

RATING	Nominal dia	Ød	ØD	ØC	N-Øh	t	L1	H	WEIGHT (kg)
JIS 5K	50A	50	130	105	4-15	14	100	240	13.98
	65A	65	155	130	4-15	14	115	255	19.72
	80A	80	180	145	4-19	14	130	265	25.35
	100A	100	200	165	8-19	16	150	310	36.5
	125A	125	235	200	8-19	16	170	330	50.04
	150A	150	265	230	8-19	18	190	380	68.67
	200A	200	320	280	8-23	20	220	450	113.72
	250A	250	385	345	12-23	22	275	540	179.78
	300A	300	430	390	12-23	22	310	610	263.17
	350A	335	480	435	12-25	24	360	690	354.15
400A	380	540	495	16-25	24	395	770	497.1	
JIS 10K	50A	50	155	120	4-19	16	120	255	19.82
	65A	65	175	140	4-19	18	130	270	27.66
	80A	80	185	150	8-19	18	140	275	29.84
	100A	100	210	175	8-19	18	160	315	44.22
	125A	125	250	210	8-23	20	180	360	76.13
	150A	150	280	240	8-23	22	205	405	88.21
	200A	200	330	290	12-23	22	230	475	136.13
	250A	250	400	355	12-25	24	290	570	229.78
	300A	300	445	400	16-25	24	320	645	319.08
	350A	335	490	445	16-25	26	360	710	420.36
400A	380	560	510	16-27	28	420	790	592.42	
JIS 16K	50A	50	155	120	8-19	16	120	255	19.5
	65A	65	175	140	8-19	18	130	270	27.08
	80A	80	200	160	8-23	20	150	295	38.67
	100A	100	225	185	8-23	22	170	330	53.29
	125A	125	270	225	8-25	24	200	390	82.42
	150A	150	305	260	12-25	26	225	435	111.55
200A	200	350	305	12-25	28	250	540	167.87	

TEST PRESSURE (MPa)

RATING	SIZE	HYDROSTATIC PRESS TEST (SHELL)	HYDROSTATIC PRESS TEST (SEAT)
JIS 5K	UP TO 300A	1.05	0.77
	350A TO 400A	0.9	0.66
JIS 10K	UP TO 200A	2.1	1.54
	OVER 250A	1.5	1.1
JIS 16K	50A TO 200A	3.3	2.42



Remark

1. The flanges shall conform to nominal pressure 5K, 10K and 16K of JIS B2210.
2. The name plate shall be specified by purchaser as required.

SDNR VALVES

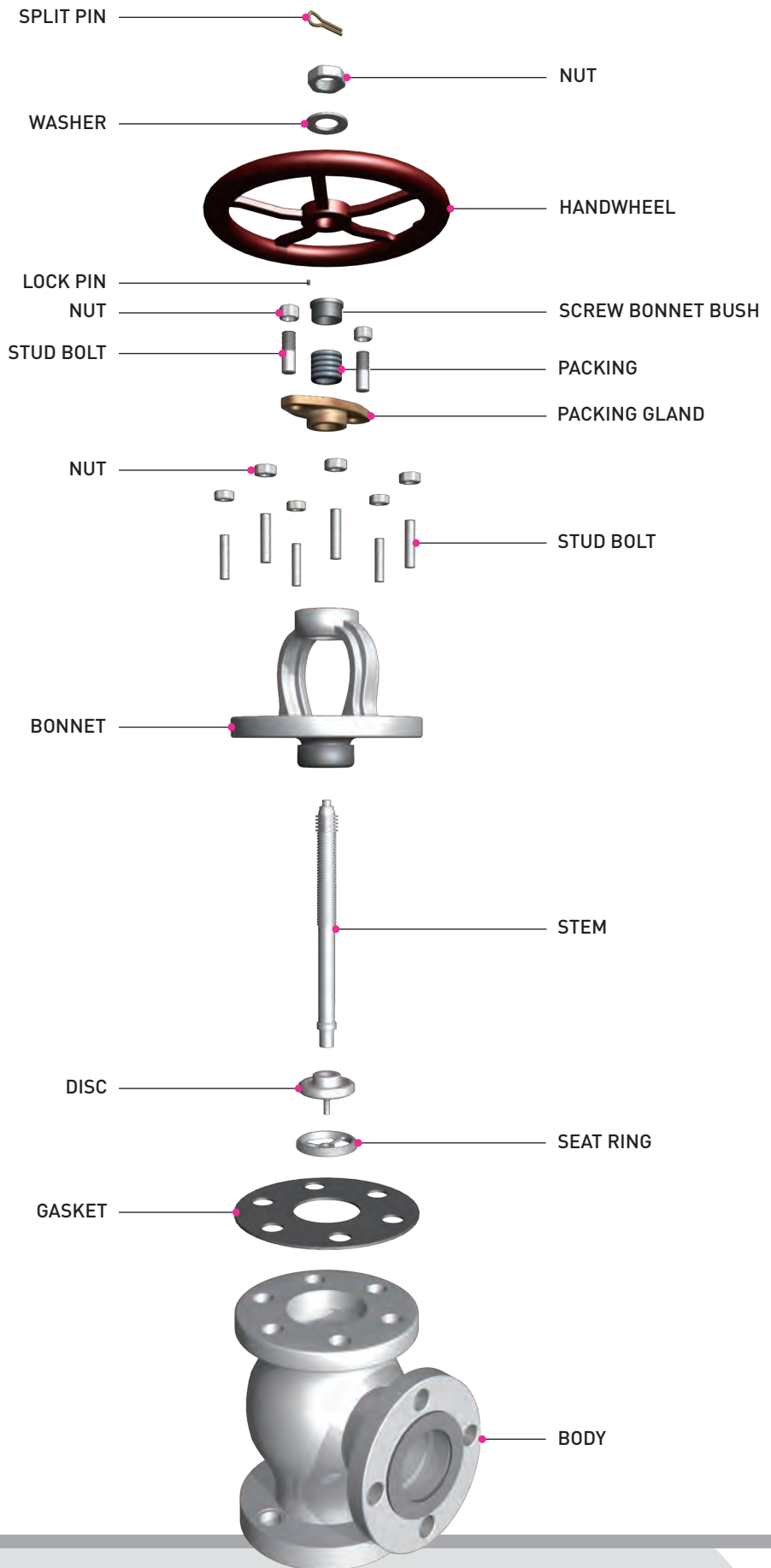
CAST STEEL

- PART LIST FOR SDNR VALVES
- DIMENSION & WEIGHT LIST FOR SDNR VALVES



SDNR VALVES

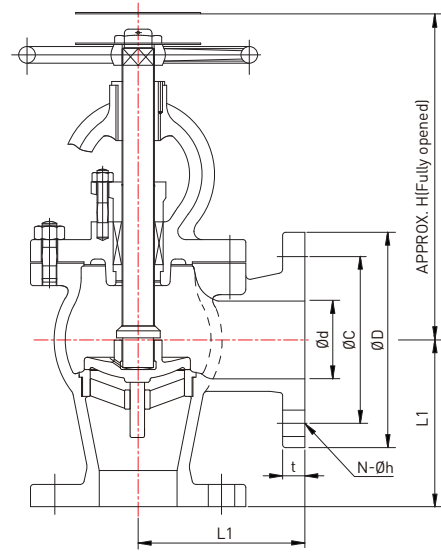
PART LIST FOR SDNR VALVES



DIMENSION & WEIGHT LIST FOR SDNR VALVES

CAST STEEL MARINE VALVES

- JIS 10K ANGLE SDNR VALVE (JIS F7472)
- JIS 20K ANGLE SDNR VALVE (JIS F7474)



DIMENSION TABLE

UNIT(mm)

RATING	Nominal dia	$\varnothing d$	$\varnothing D$	$\varnothing C$	$N-\varnothing h$	t	L_1	H	WEIGHT (kg)
JIS 10K	50A	50	155	120	4-19	16	120	240	16.3
	65A	65	175	140	4-19	18	130	260	23.0
	80A	80	185	150	8-19	18	140	265	25.3
	100A	100	210	175	8-19	18	160	300	37.0
	125A	125	250	210	8-23	20	180	350	57.1
	150A	150	280	240	8-23	22	205	400	77.2
	200A	200	330	290	12-23	22	230	480	116
	250A	250	400	355	12-25	24	290	535	188
JIS 20K (RF)	32A	32	135	100	4-19	18	100	250	13.0
	40A	40	140	105	4-19	18	110	265	15.2
	50A	50	155	120	8-19	18	125	275	20.0
	65A	65	175	140	8-19	20	135	305	26.9
	80A	80	200	160	8-23	22	150	340	38.9
	100A	100	225	185	8-23	24	170	385	54.4
	125A	125	270	225	8-25	26	200	440	80.7
	150A	150	305	260	12-25	28	225	485	112.3
	200A	200	350	305	12-25	30	280	540	183.6
	250A	250	430	380	12-27	34	310	620	285.9

FLUID CONDITION • MAX. WORKING PRESSURE & TEST PRESSURE (MPa)

MAX. WORKING PRESSURE (MPa) / FLUID CONDITION	STEAM OF 400°C	STEAM OF 350°C	STEAM OF 300°C	STEAM UP TO 220°C	AIR, GAS, OIL AND PULSATION WATER	NON-SHOCK WATER UP TO 120°C
JIS 10K	-	-	1.0	1.2	1.2	1.4
JIS 20K	2.3	2.6	2.9	3.1	3.1	3.4
TEST PRESSURE (MPa)						
RATING	HYDROSTATIC PRESS TEST (SHELL)			HYDROSTATIC PRESS TEST (SEAT)		
JIS 10K	2.1			1.54		
JIS 20K	5.1			3.74		



Remark

1. The flanges shall conform to nominal pressure 10K and 20K of JIS B2210.
2. The name plate shall be specified by purchaser as required.


SDNR VALVES

CAST STEEL

- PART LIST FOR SDNR VALVES
- DIMENSION & WEIGHT LIST FOR SDNR VALVES

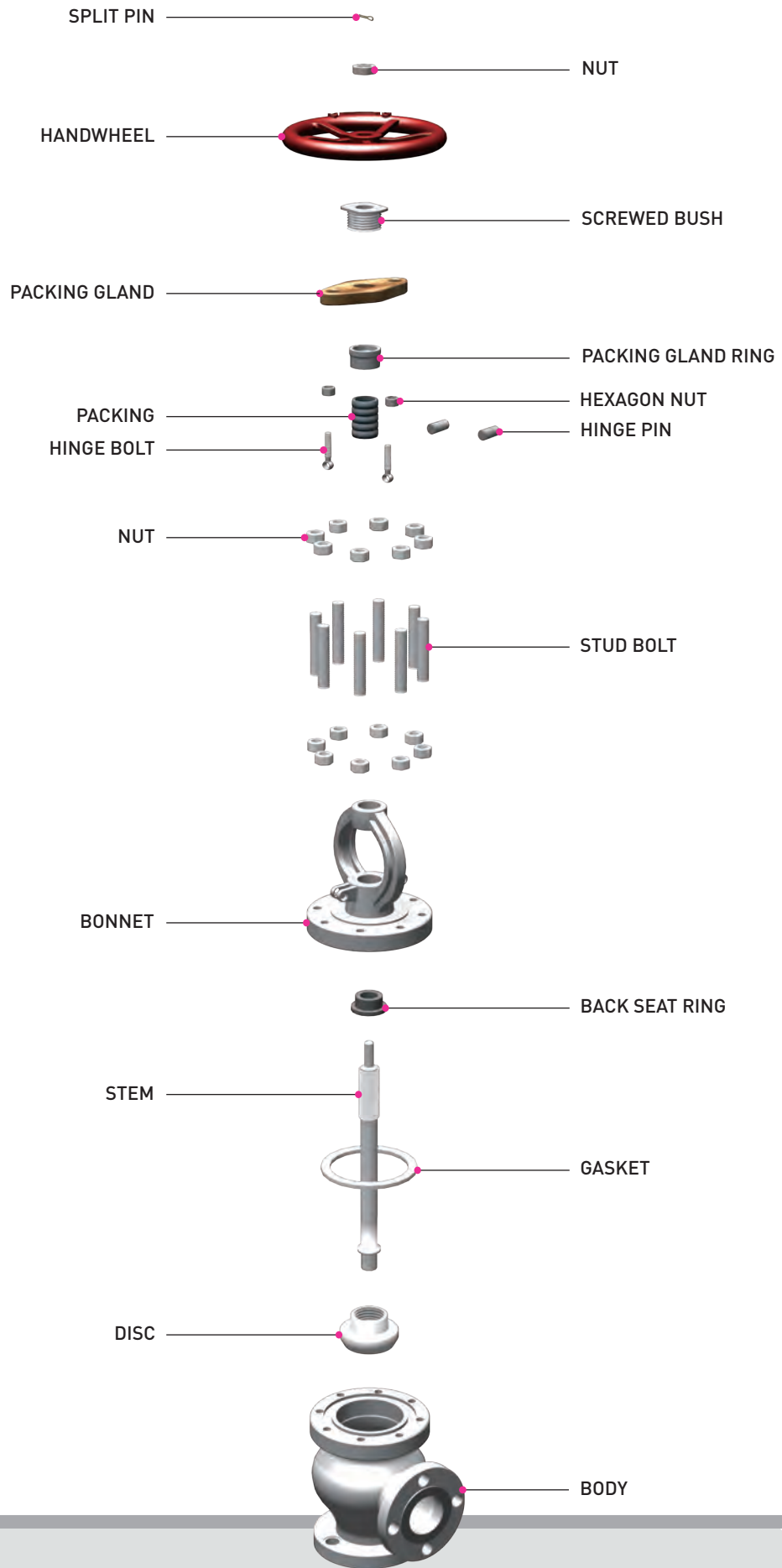


SDNR VALVES



SDNR VALVES

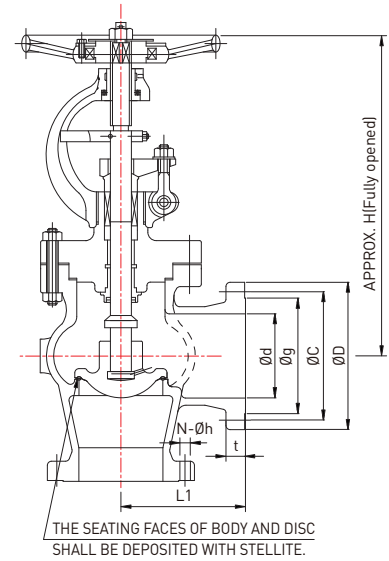
PART LIST FOR SDNR VALVES



DIMENSION & WEIGHT LIST FOR SDNR VALVES

CAST STEEL MARINE VALVES

- JIS 30K ANGLE SDNR VALVE (Ref. to JIS F7316)
- JIS 40K ANGLE SDNR VALVE (Ref. to JIS F7318)



DIMENSION TABLE

UNIT(mm)

RATING	Nominal dia	Ød	ØD	ØC	Øg	N-Øh	t	L1	H	WEIGHT (kg)
JIS 30K (RF)	100A	100	240	195	160	8-25	32	205	530	106
	125A	125	275	230	195	8-25	36	230	615	154
	150A	150	325	275	235	12-27	38	250	690	223
JIS 40K (RF)	32A	32	140	105	80	4-19	24	114	350	24.9
	40A	38	160	120	90	4-23	24	121	370	29.4
	50A	50	165	130	105	8-19	26	146	405	40.0
	65A	62	200	160	130	8-23	30	165	455	60.3
	80A	75	210	170	140	8-23	32	178	500	76.2
	100A	100	250	205	165	8-25	36	216	590	135
	125A	120	300	250	200	8-27	40	254	660	189
150A	145	355	295	240	12-33	44	279	740	284	

FLUID CONDITION • MAX. WORKING PRESSURE & TEST PRESSURE (MPa)

FLUID CONDITION		STEAM OF 490°C	STEAM OF 475°C	STEAM OF 450°C	STEAM OF 425°C	STEAM OF 400°C	STEAM OF 350°C	STEAM UP TO 300°C	AIR, GAS, OIL AND PULSATION WATER
JIS 30K	CARBON STEEL	-	-	-	3.0	3.4	3.9	4.3	4.6
	MOLYBDENUM STEEL	-	-	3.4	3.6	3.8	3.9	4.3	4.6
JIS 40K	CARBON STEEL	-	-	-	4.0	4.6	5.2	5.7	6.2
	MOLYBDENUM STEEL	-	4.0	4.5	4.8	5.1	5.2	5.7	6.2
TEST PRESSURE (MPa)									
RATING		HYDROSTATIC PRESS TEST (SHELL)				HYDROSTATIC PRESS TEST (SEAT)			
JIS 30K		6.9				5.06			
JIS 40K		9.3				6.82			


Remark

1. The flanges shall conform to nominal pressure 30K and 40K of JIS B2210.
2. The name plate shall be specified by purchaser as required.

CHECK VALVES

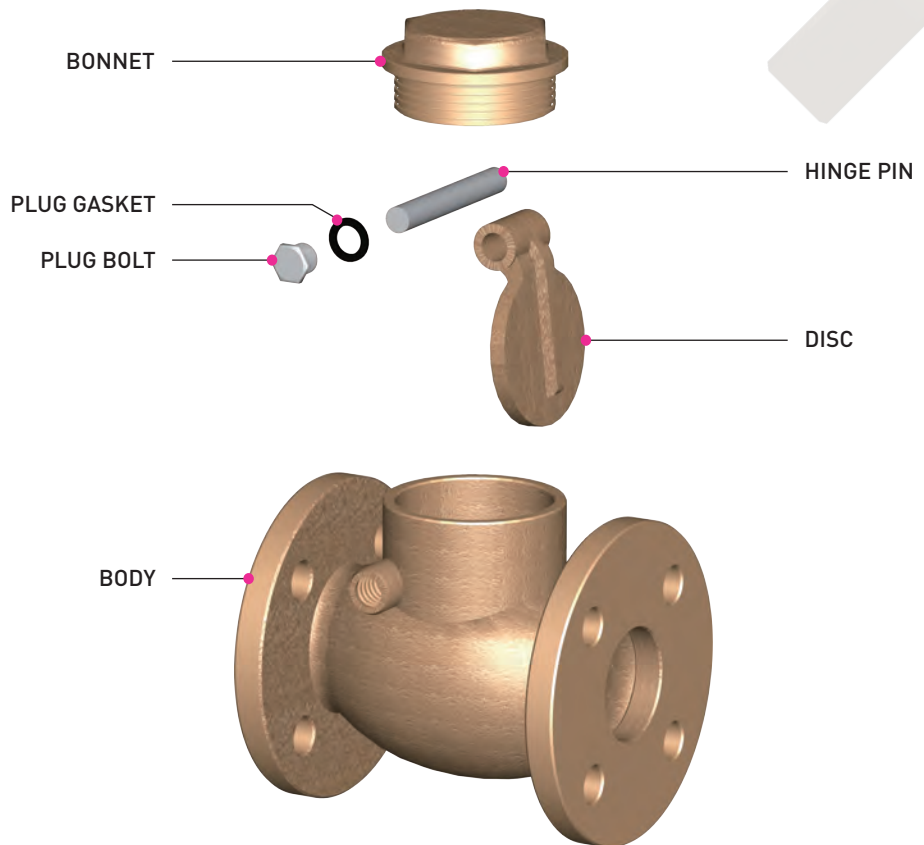
CAST BRONZE

- PART LIST FOR CHECK VALVES
- DIMENSION & WEIGHT LIST FOR CHECK VALVES



CHECK VALVES

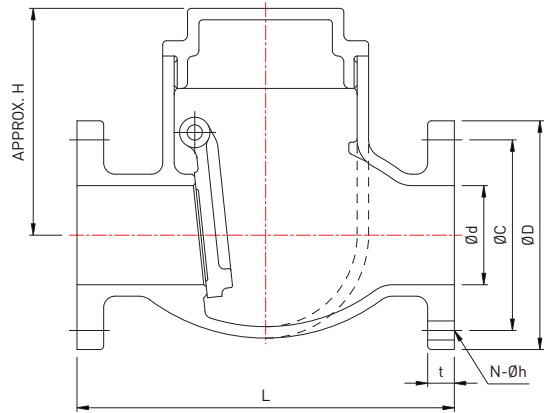
PART LIST FOR CHECK VALVES



DIMENSION & WEIGHT LIST FOR CHECK VALVES

CAST BRONZE MARINE VALVES

- JIS 5K SWING CHECK VALVE (JIS F7371)
- JIS 10K SWING CHECK VALVE (Ref. to JIS F7371)



DIMENSION TABLE

UNIT(mm)

RATING	Nominal dia	Ød	ØD	ØC	N-Øh	t	L	H	WEIGHT (kg)
JIS 5K	15A	25	80	60	4-12	9	110	69	2.24
	20A	25	85	65	4-12	10	110	69	2.24
	25A	25	95	75	4-12	10	110	69	2.24
	32A	32	115	90	4-15	12	130	79	3.07
	40A	40	120	95	4-15	12	140	93	4.34
JIS 10K	15A	25	95	70	4-15	12	110	69	5
	20A	25	100	75	4-15	14	110	69	5
	25A	25	125	90	4-19	14	110	69	5
	32A	32	135	100	4-19	16	140	79	7
	40A	40	140	105	4-19	16	140	93	9.5

FLUID CONDITION & TEST PRESSURE (MPa)

RATING	FLUID CONDITION		TEST PRESSURE (MPa)	
	OIL AND PULSATION WATER	NON-SHOCK WATER UP TO 120°C	HYDROSTATIC PRESS TEST (SHELL)	HYDROSTATIC PRESS TEST (SEAT)
JIS 5K	0.5	0.7	1.05	0.77
JIS 10K	0.5	0.7	1.05	0.77


Remark

The flanges shall conform to nominal pressure 5K and 10K of JIS B2240.

CHECK VALVES



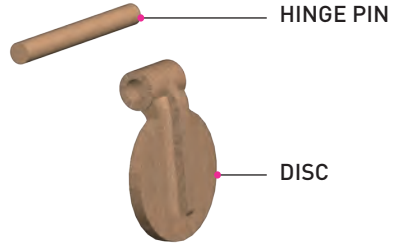
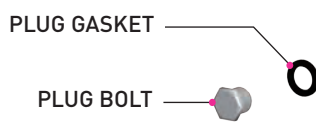
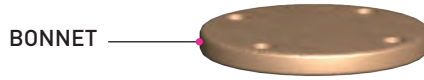
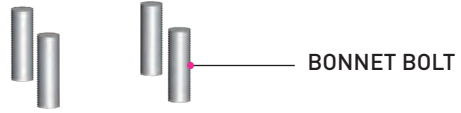

CAST BRONZE

- PART LIST FOR CHECK VALVES
- DIMENSION & WEIGHT LIST FOR CHECK VALVES



CHECK VALVES

PART LIST FOR CHECK VALVES

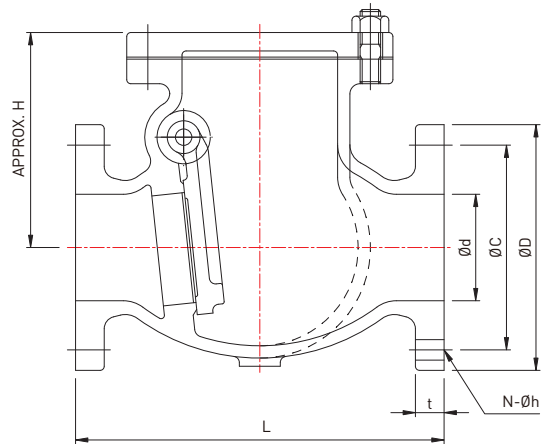


DIMENSION & WEIGHT LIST FOR CHECK VALVES

CAST BRONZE MARINE VALVES

- JIS 5K SWING CHECK VALVE
(Ref. to JIS F7372)

- JIS 10K SWING CHECK VALVE
(Ref. to JIS F7373)



DIMENSION TABLE

UNIT(mm)

RATING	Nominal dia	Ød	ØD	ØC	N-Øh	t	L	H	WEIGHT (kg)
JIS 5K	50A	50	130	105	4-15	14	190	97	9.06
	65A	65	155	130	4-15	14	220	119	13.9
	80A	80	180	145	4-19	14	250	129	19.1
	100A	100	200	165	8-19	16	280	146	27.1
	125A	125	235	200	8-19	20	330	171	39.0
	150A	150	265	230	8-19	22	380	198	53.7
	200A	200	320	280	8-23	24	460	235	94.4
	250A	250	385	345	12-23	26	550	290	150
JIS 10K	50A	50	155	120	4-19	16	210	109	13.6
	65A	65	175	140	4-19	18	240	126	19.6
	80A	80	185	150	8-19	18	270	136	22.6
	100A	100	210	175	8-19	18	300	153	30.9
	125A	125	250	210	8-23	24	350	180	49.2
	150A	150	280	240	8-23	26	400	205	64.9
	200A	200	330	290	12-23	26	480	242	103

TEST PRESSURE (MPa)

RATING	HYDROSTATIC PRESS TEST (SHELL)	HYDROSTATIC PRESS TEST (SEAT)
JIS 5K	1.05	0.77
JIS 10K	2.1	1.54


Remark

The flanges shall conform to nominal pressure 5K and 10K of JIS B2210.

CHECK VALVES

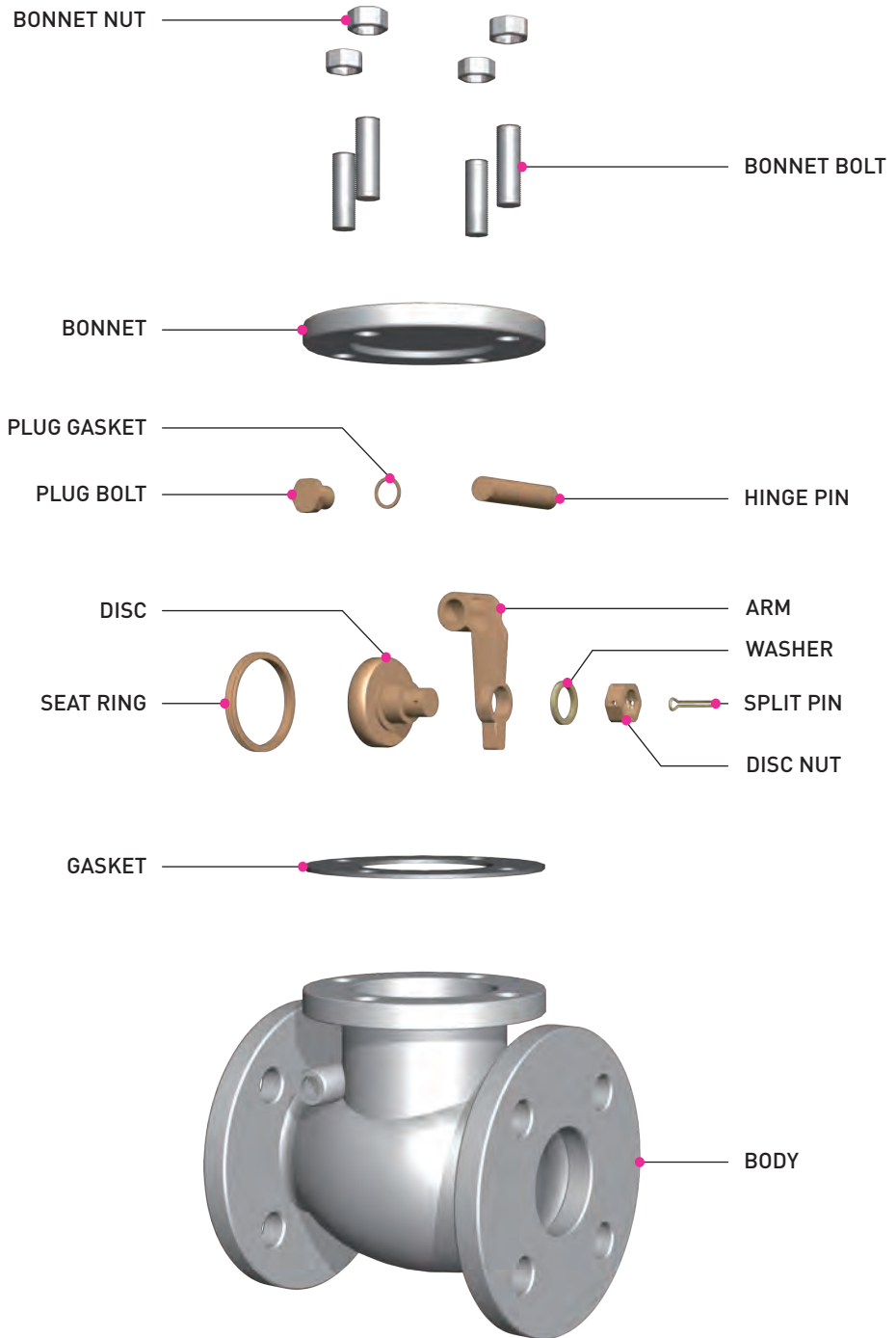
CAST IRON

- PART LIST FOR CHECK VALVES
- DIMENSION & WEIGHT LIST FOR CHECK VALVES



CHECK VALVES

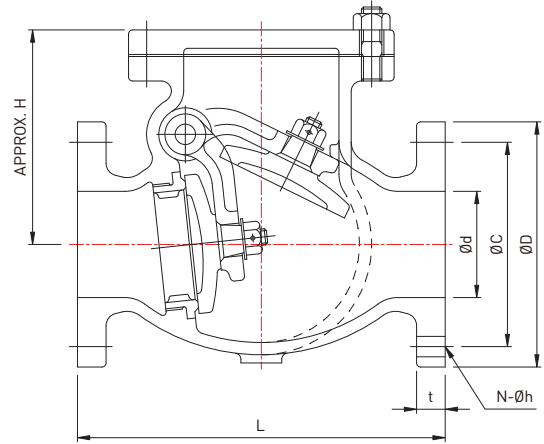
PART LIST FOR CHECK VALVES



DIMENSION & WEIGHT LIST FOR CHECK VALVES

CAST IRON MARINE VALVES

- JIS 5K SWING CHECK VALVE (JIS F7372)
- JIS 10K SWING CHECK VALVE (JIS F7373)



DIMENSION TABLE

UNIT(mm)

RATING	Nominal dia	Ød	ØD	ØC	N-Øh	t	L	H	WEIGHT (kg)
JIS 5K	50A	50	130	105	4-15	16	190	97	9.06
	65A	65	155	130	4-15	18	220	119	13.9
	80A	80	180	145	4-19	18	250	129	19.1
	100A	100	200	165	8-19	20	280	146	27.1
	125A	125	235	200	8-19	20	330	171	39.0
	150A	150	265	230	8-19	22	380	198	53.7
	200A	200	320	280	8-23	24	460	235	94.4
JIS 10K	50A	50	155	120	4-19	20	210	109	13.6
	65A	65	175	140	4-19	22	240	126	19.6
	80A	80	185	150	8-19	22	270	136	22.6
	100A	100	210	175	8-19	24	300	153	30.9
	125A	125	250	210	8-23	24	350	180	49.2
	150A	150	280	240	8-23	26	400	205	64.9
	200A	200	330	290	12-23	26	480	242	103

FLUID CONDITION & TEST PRESSURE (MPa)

RATING	FLUID CONDITION		TEST PRESSURE (MPa)	
	OIL AND PULSATION WATER	NON-SHOCK WATER UP TO 120°C	HYDROSTATIC PRESS TEST (SHELL)	HYDROSTATIC PRESS TEST (SEAT)
JIS 5K	0.5	0.7	1.05	0.77
JIS 10K	1.0	1.4	2.1	1.54



Remark

The flanges shall conform to nominal pressure 5K and 10K of JIS B2210.

CHECK VALVES

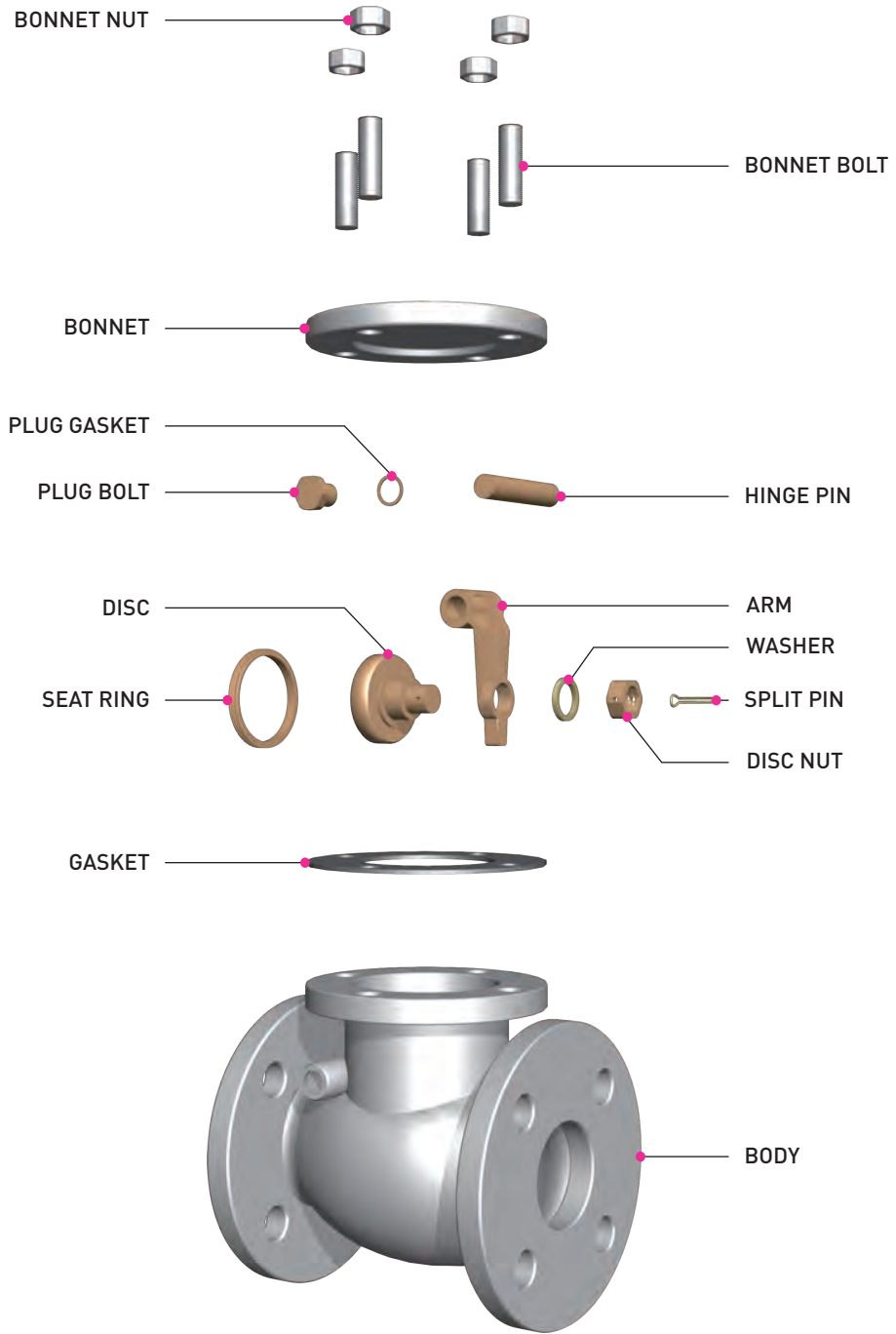
CAST STEEL

- PART LIST FOR CHECK VALVES
- DIMENSION & WEIGHT LIST FOR CHECK VALVES



CHECK VALVES

PART LIST FOR CHECK VALVES

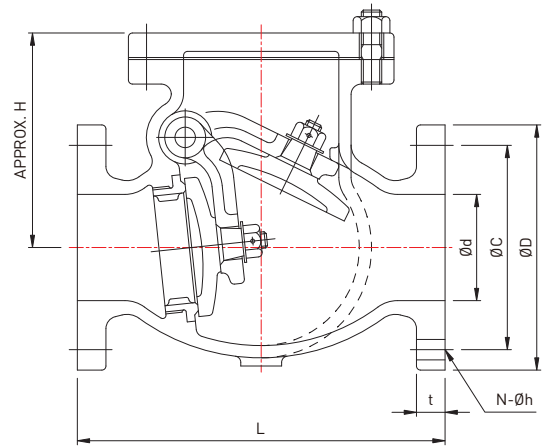


DIMENSION & WEIGHT LIST FOR CHECK VALVES

CAST STEEL MARINE VALVES

- JIS 5K SWING CHECK VALVE
(Ref. to JIS F7372)

- JIS 10K SWING CHECK VALVE
(Ref. to JIS F7373)



DIMENSION TABLE

UNIT(mm)

RATING	Nominal dia	Ød	ØD	ØC	N-Øh	t	L	H	WEIGHT (kg)
JIS 5K	50A	50	130	105	4-15	14	190	97	9.81
	65A	65	155	130	4-15	14	220	119	15.05
	80A	80	180	145	4-19	14	250	129	20.68
	100A	100	200	165	8-19	16	280	146	29.35
	125A	125	235	200	8-19	20	330	171	42.24
	150A	150	265	230	8-19	22	380	198	58.15
	200A	200	320	280	8-23	24	460	235	102.25
	250A	250	385	345	12-23	26	550	290	162.45
JIS 10K	50A	50	155	120	4-19	16	210	109	14.75
	65A	65	175	140	4-19	18	240	126	21.25
	80A	80	185	150	8-19	18	270	136	24.5
	100A	100	210	175	8-19	18	300	153	33.5
	125A	125	250	210	8-23	24	350	180	53.3
	150A	150	280	240	8-23	26	400	205	70.3
	200A	200	330	290	12-23	26	480	242	111.55

TEST PRESSURE (MPa)

RATING	TEST PRESSURE (MPa)	
	HYDROSTATIC PRESS TEST (SHELL)	HYDROSTATIC PRESS TEST (SEAT)
JIS 5K	1.05	0.77
JIS 10K	2.1	1.54



Remark

The flanges shall conform to nominal pressure 5K and 10K of JIS B2210.

CHECK VALVES

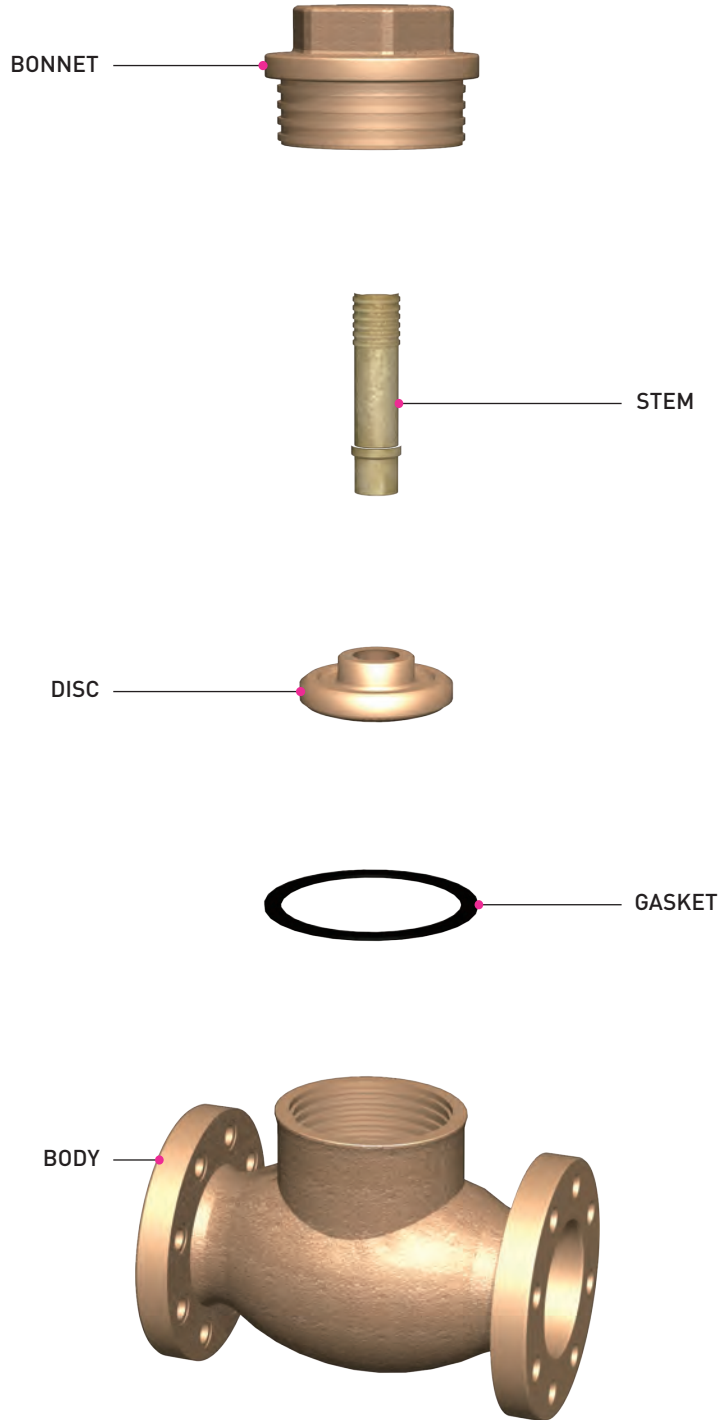
CAST BRONZE

- PART LIST FOR CHECK VALVES
- DIMENSION & WEIGHT LIST FOR CHECK VALVES



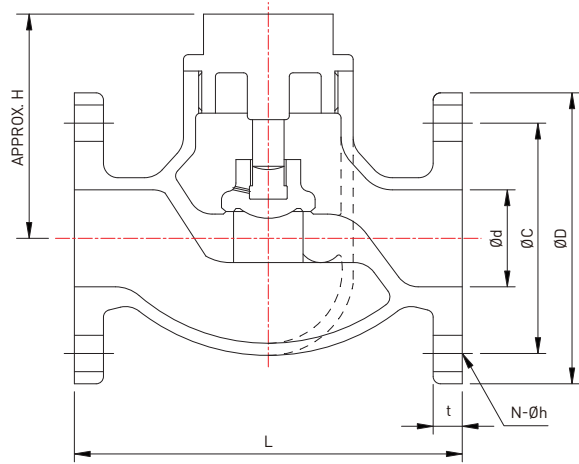
CHECK VALVES

PART LIST FOR CHECK VALVES



DIMENSION & WEIGHT LIST FOR CHECK VALVES

- CAST BRONZE MARINE VALVES**
- JIS 5K LIFT CHECK GLOBE VALVE (JIS F7356)
 - JIS 10K LIFT CHECK GLOBE VALVE



DIMENSION TABLE

UNIT(mm)

RATING	Nominal dia	Ød	ØD	ØC	N-Øh	t	L	H	WEIGHT (kg)
JIS 5K	15A	25	80	60	4-12	9	100	130	2.39
	20A	25	85	65	4-12	10	110	140	2.39
	25A	25	95	75	4-12	10	120	155	2.39
	32A	32	115	90	4-15	12	140	165	3.8
	40A	40	120	95	4-15	12	160	185	4.95
JIS 10K	15A	15	95	70	4-15	12	110	130	-
	20A	20	100	75	4-15	14	120	140	-
	25A	25	125	90	4-19	14	130	155	-
	32A	32	135	100	4-19	16	160	165	-
	40A	40	140	105	4-19	16	180	185	-

FLUID CONDITION & TEST PRESSURE (MPa)

RATING	FLUID CONDITION		TEST PRESSURE (MPa)	
	OIL AND PULSATION WATER	NON-SHOCK WATER UP TO 120°C	HYDROSTATIC PRESS TEST (SHELL)	HYDROSTATIC PRESS TEST (SEAT)
JIS 5K	0.5	0.7	1.05	0.77
JIS 10K	0.5	0.7	1.05	0.77

Remark



The flanges shall conform to nominal pressure 5K and 10K of JIS B2240.

CHECK VALVES

CAST BRONZE

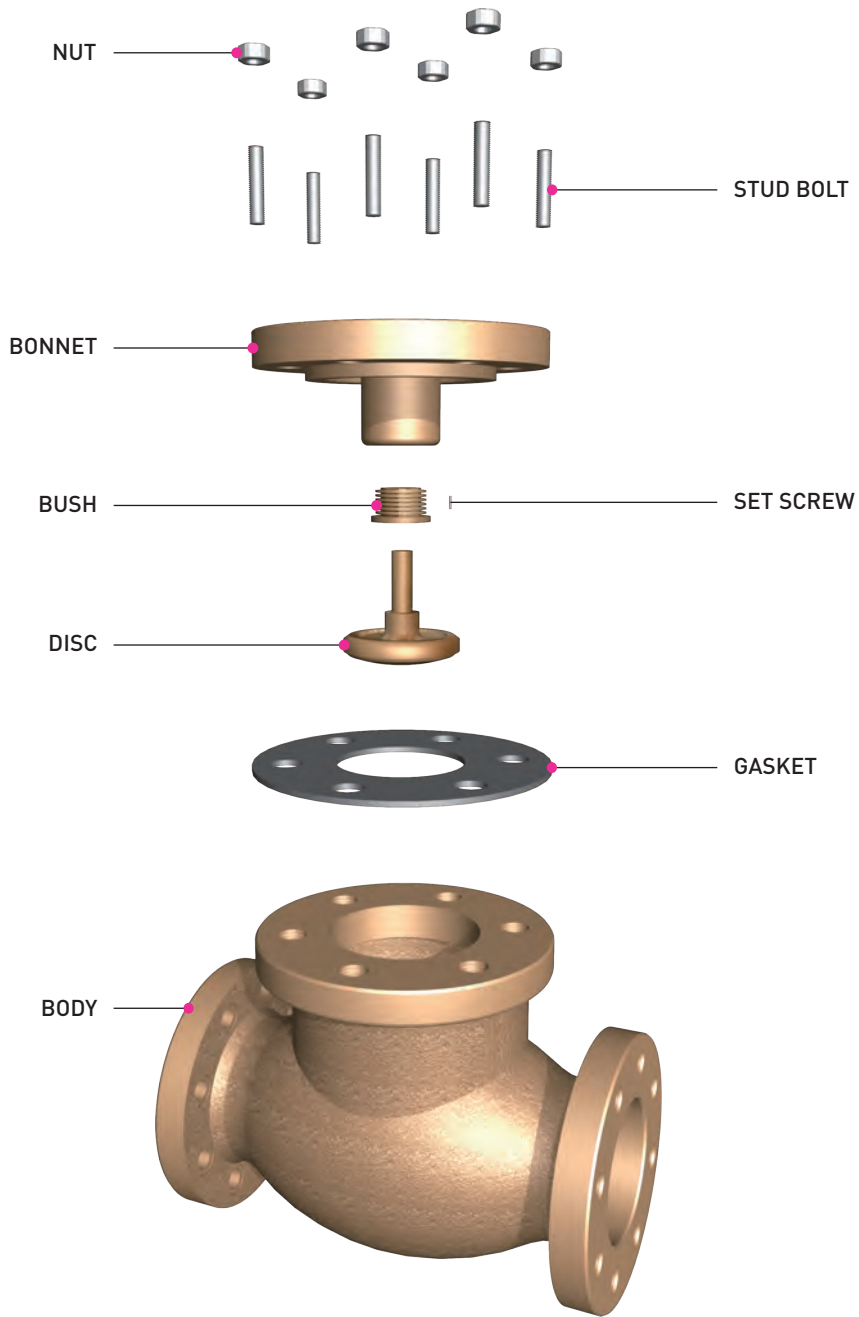
- PART LIST FOR CHECK VALVES
- DIMENSION & WEIGHT LIST FOR CHECK VALVES

CHECK VALVES



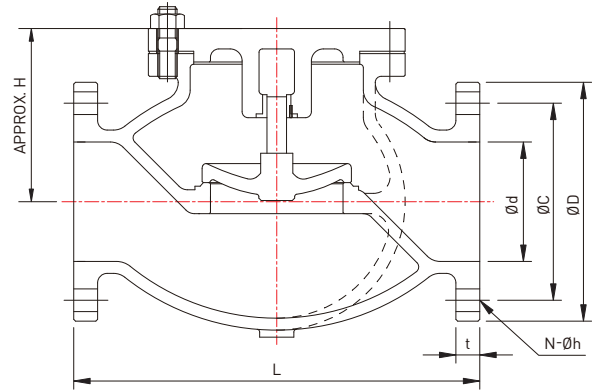
CHECK VALVES

PART LIST FOR CHECK VALVES



DIMENSION & WEIGHT LIST FOR CHECK VALVES

- CAST BRONZE MARINE VALVES**
- JIS 5K LIFT CHECK GLOBE VALVE
(Ref. to JIS F7358)
 - JIS 10K LIFT CHECK GLOBE VALVE



DIMENSION TABLE

UNIT(mm)

RATING	Nominal dia	Ød	ØD	ØC	N-Øh	t	L	H	WEIGHT (kg)
JIS 5K	50A	50	130	105	4-15	14	210	107	13.56
	65A	65	155	130	4-15	14	250	124	20.16
	80A	80	180	145	4-19	14	280	129	27.84
	100A	100	200	165	8-19	16	340	146	39
	125A	125	235	200	8-19	18	410	166	57.72
	150A	150	265	230	8-19	18	480	188	81.48
JIS 10K	50A	50	155	120	4-19	16	220	107	-
	65A	65	175	140	4-19	18	270	124	-
	80A	80	185	150	8-19	18	300	129	-
	100A	100	210	175	8-19	18	350	146	-
	125A	125	250	210	8-23	20	420	166	-
	150A	150	280	240	8-23	22	490	188	-

TEST PRESSURE (MPa)

RATING	TEST PRESSURE (MPa)	
	HYDROSTATIC PRESS TEST (SHELL)	HYDROSTATIC PRESS TEST (SEAT)
JIS 5K	1.05	0.77
JIS 10K	2.1	1.54



Remark

The flanges shall conform to nominal pressure 5K and 10K of JIS B2210.

CHECK VALVES

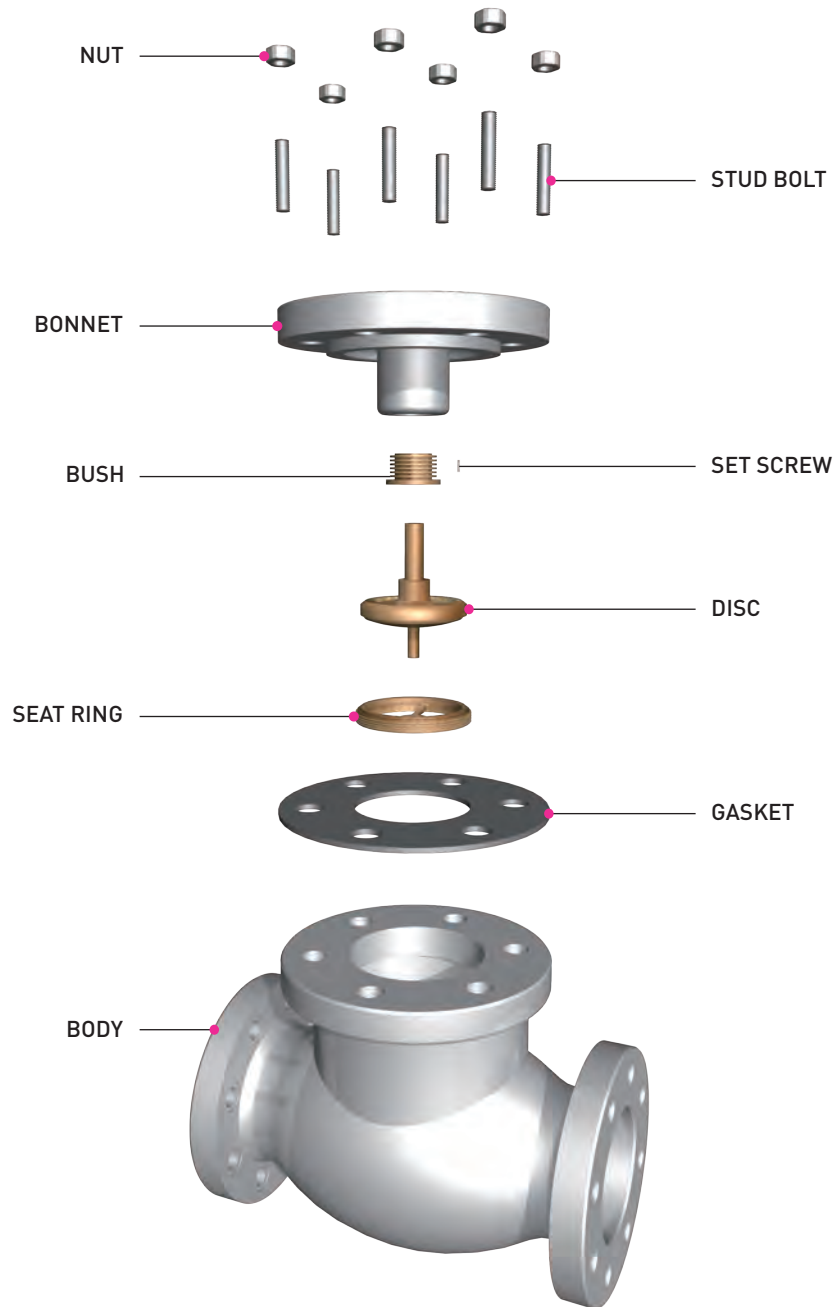
CAST IRON

- PART LIST FOR CHECK VALVES
- DIMENSION & WEIGHT LIST FOR CHECK VALVES



CHECK VALVES

PART LIST FOR CHECK VALVES

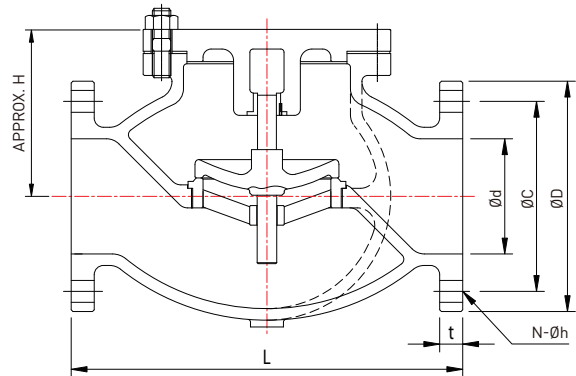


DIMENSION & WEIGHT LIST FOR CHECK VALVES

CAST IRON MARINE VALVES

**- JIS 5K LIFT CHECK GLOBE VALVE
(JIS F7358)**

- JIS 10K LIFT CHECK GLOBE VALVE



DIMENSION TABLE

UNIT(mm)

RATING	Nominal dia	Ød	ØD	ØC	N-Øh	t	L	H	WEIGHT (kg)
JIS 5K	50A	50	130	105	4-15	16	210	107	11.3
	65A	65	155	130	4-15	18	250	124	16.8
	80A	80	180	145	4-19	18	280	129	23.2
	100A	100	200	165	8-19	20	340	146	32.5
	125A	125	235	200	8-19	20	410	166	48.1
	150A	150	265	230	8-19	22	480	188	67.9
JIS 10K	50A	50	155	120	4-19	20	220	107	-
	65A	65	175	140	4-19	22	270	124	-
	80A	80	185	150	8-19	22	300	129	-
	100A	100	210	175	8-19	24	350	146	-
	125A	125	250	210	8-23	24	420	166	-
	150A	150	280	240	8-23	26	490	188	-

FLUID CONDITION & TEST PRESSURE (MPa)

RATING	FLUID CONDITION		TEST PRESSURE (MPa)	
	OIL AND PULSATION WATER	NON-SHOCK WATER UP TO 120°C	HYDROSTATIC PRESS TEST (SHELL)	HYDROSTATIC PRESS TEST (SEAT)
JIS 5K	0.5	0.7	1.05	0.77
JIS 10K	0.5	0.7	2.1	1.54


Remark

The flanges shall conform to nominal pressure 5K and 10K of JIS B2210.

CHECK VALVES

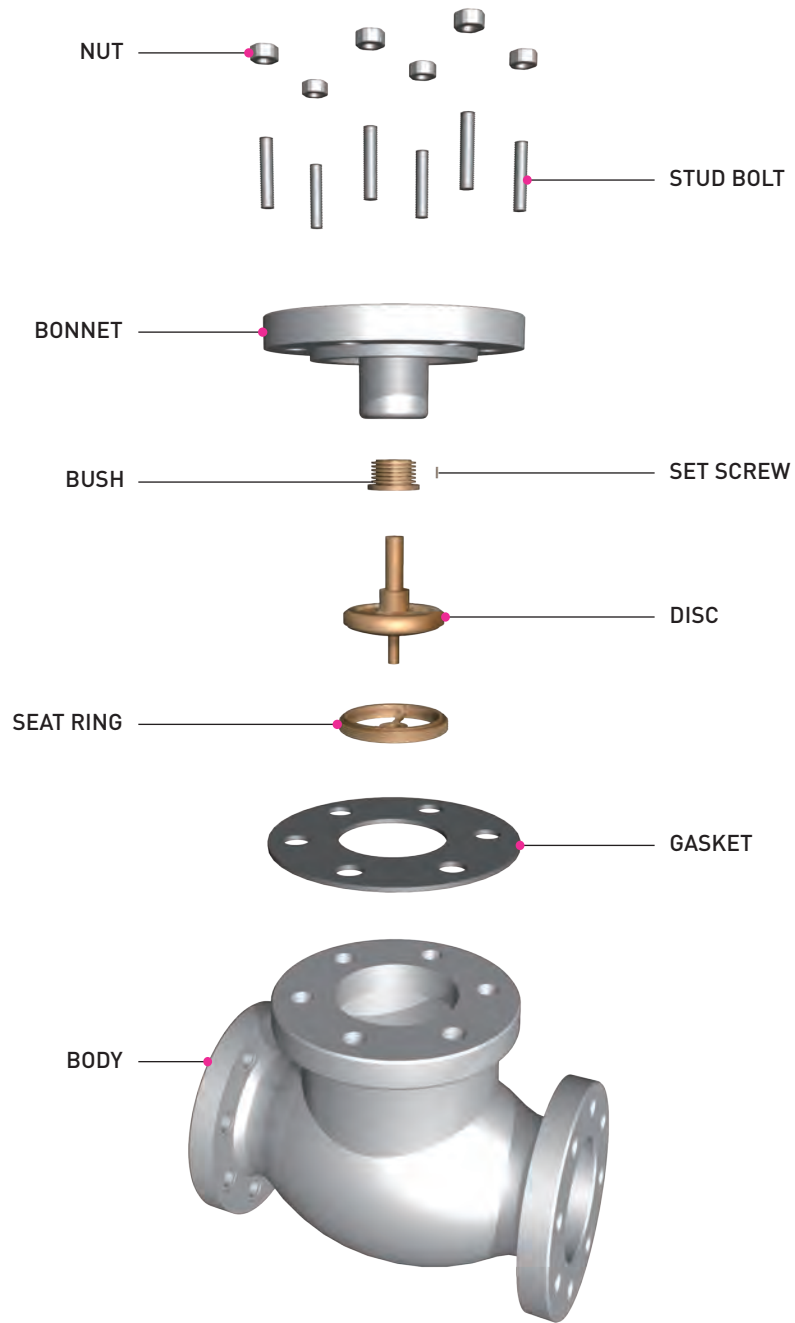
CAST STEEL

- PART LIST FOR CHECK VALVES
- DIMENSION & WEIGHT LIST FOR CHECK VALVES



CHECK VALVES

PART LIST FOR CHECK VALVES

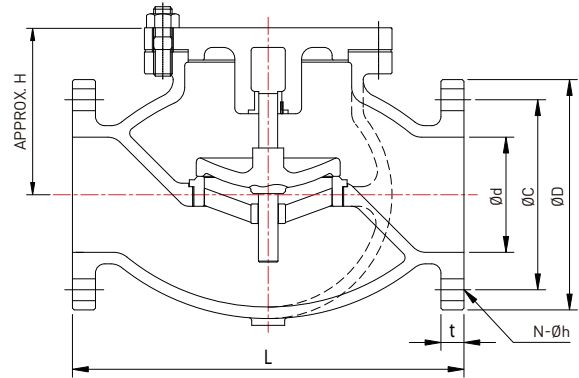


DIMENSION & WEIGHT LIST FOR CHECK VALVES

CAST STEEL MARINE VALVES

- JIS 5K LIFT CHECK GLOBE VALVE
(Ref. to JIS F7358)

- JIS 10K LIFT CHECK GLOBE VALVE



DIMENSION TABLE

UNIT(mm)

RATING	Nominal dia	Ød	ØD	ØC	N-Øh	t	L	H	WEIGHT (kg)
JIS 5K	50A	50	130	105	4-15	14	210	107	12.25
	65A	65	155	130	4-15	14	250	124	18.2
	80A	80	180	145	4-19	14	280	129	25.15
	100A	100	200	165	8-19	16	340	146	35.2
	125A	125	235	200	8-19	18	410	166	52.1
	150A	150	265	230	8-19	18	480	188	73.55
JIS 10K	50A	50	155	120	4-19	16	220	107	-
	65A	65	175	140	4-19	18	270	124	-
	80A	80	185	150	8-19	18	300	129	-
	100A	100	210	175	8-19	18	350	146	-
	125A	125	250	210	8-23	20	420	166	-
	150A	150	280	240	8-23	22	490	188	-

TEST PRESSURE (MPa)

RATING	TEST PRESSURE (MPa)	
	HYDROSTATIC PRESS TEST (SHELL)	HYDROSTATIC PRESS TEST (SEAT)
JIS 5K	1.05	0.77
JIS 10K	2.1	1.54

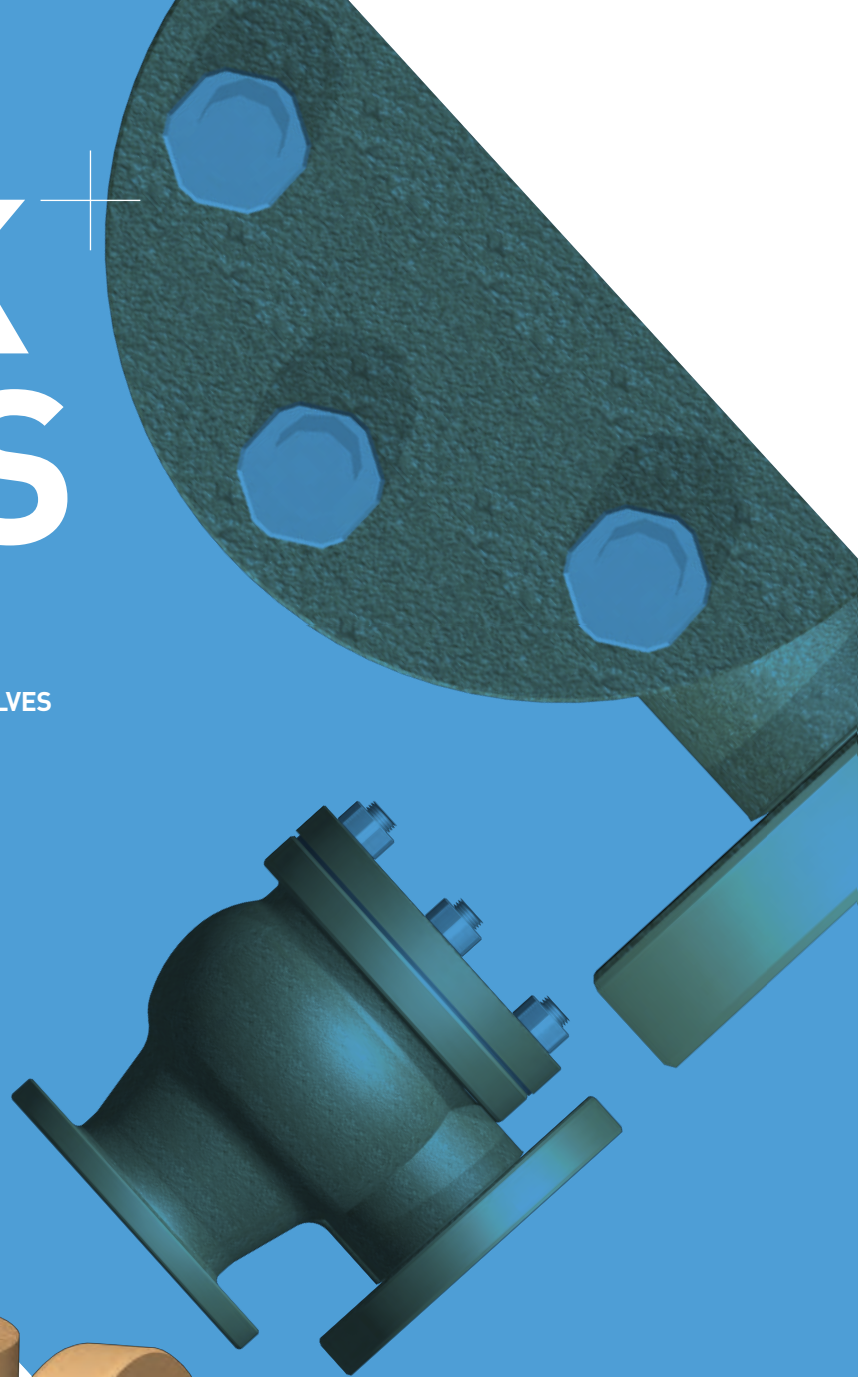
Remark

The flanges shall conform to nominal pressure 5K and 10K of JIS B2210.

CHECK VALVES

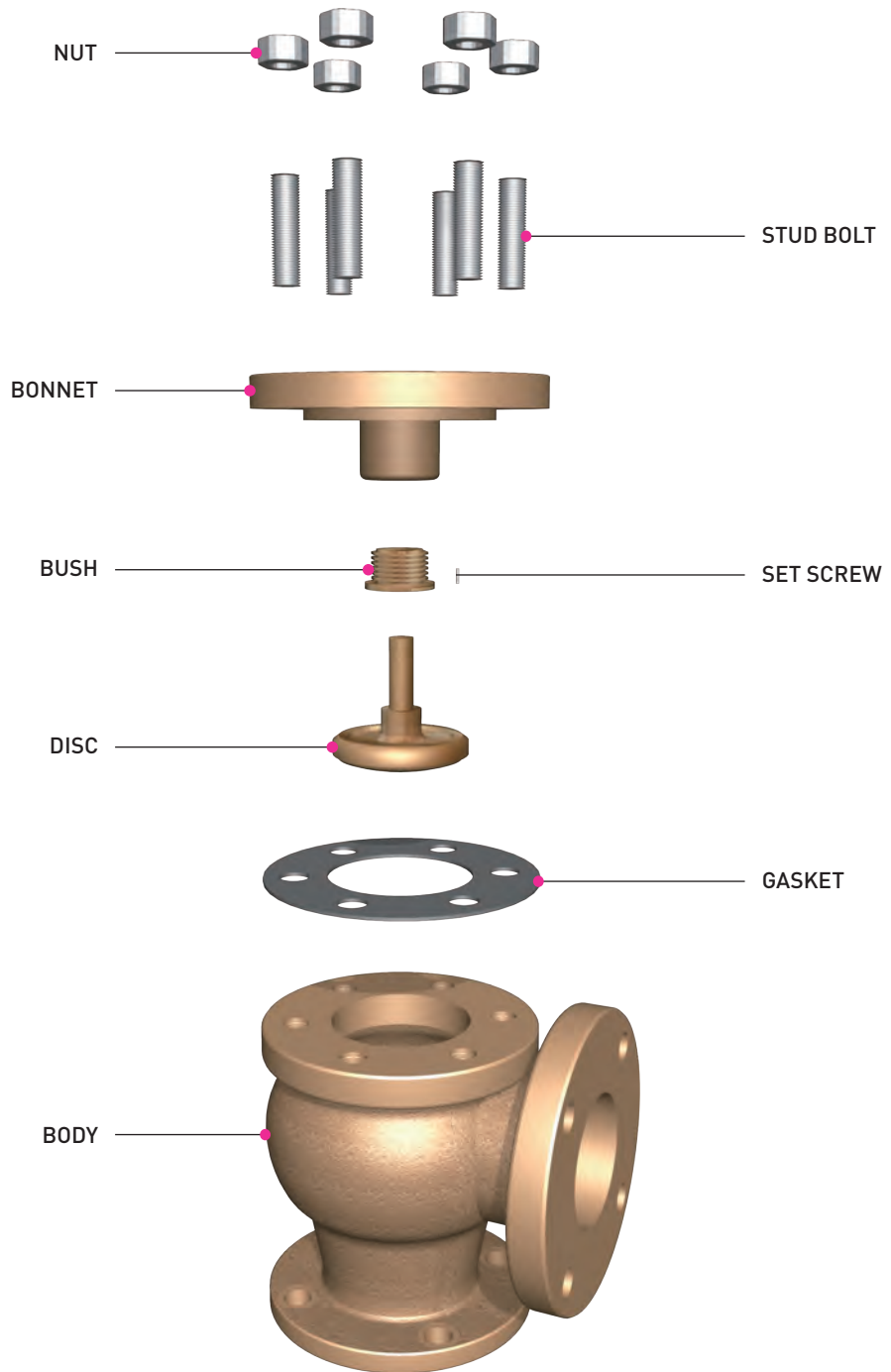
CAST BRONZE

- PART LIST FOR CHECK VALVES
- DIMENSION & WEIGHT LIST FOR CHECK VALVES



CHECK VALVES

PART LIST FOR CHECK VALVES

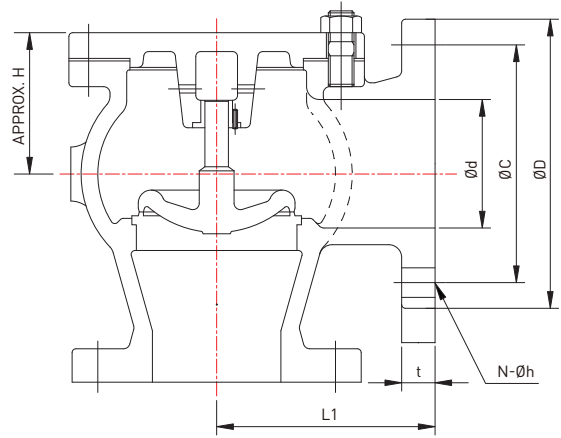


DIMENSION & WEIGHT LIST FOR CHECK VALVES

CAST BRONZE MARINE VALVES

- JIS 5K LIFT CHECK ANGLE VALVE
(Ref. to JIS F7359)

- JIS 10K LIFT CHECK ANGLE VALVE



DIMENSION TABLE

UNIT(mm)

RATING	Nominal dia	Ød	ØD	ØC	N-Øh	t	L1	H	WEIGHT (kg)
JIS 5K	50A	50	130	105	4-15	14	100	77	11.4
	65A	65	155	130	4-15	14	115	81	16.56
	80A	80	180	145	4-19	14	130	84	22.68
	100A	100	200	165	8-19	16	150	96	30.72
	125A	125	235	200	8-19	18	170	108	44.04
	150A	150	265	230	8-19	18	190	125	61.08
	200A	200	320	280	8-23	20	220	157	114
JIS 10K	50A	50	155	120	4-19	16	120	77	-
	65A	65	175	140	4-19	18	130	81	-
	80A	80	185	150	8-19	18	140	84	-
	100A	100	210	175	8-19	18	160	96	-
	125A	125	250	210	8-23	20	180	108	-
	150A	150	280	240	8-23	22	205	125	-
	200A	200	330	290	12-23	22	230	157	-

TEST PRESSURE (MPa)

RATING	TEST PRESSURE (MPa)	
	HYDROSTATIC PRESS TEST (SHELL)	HYDROSTATIC PRESS TEST (SEAT)
JIS 5K	1.05	0.77
JIS 10K	2.1	1.54


Remark

The flanges shall conform to nominal pressure 5K and 10K of JIS B2210.

CHECK VALVES

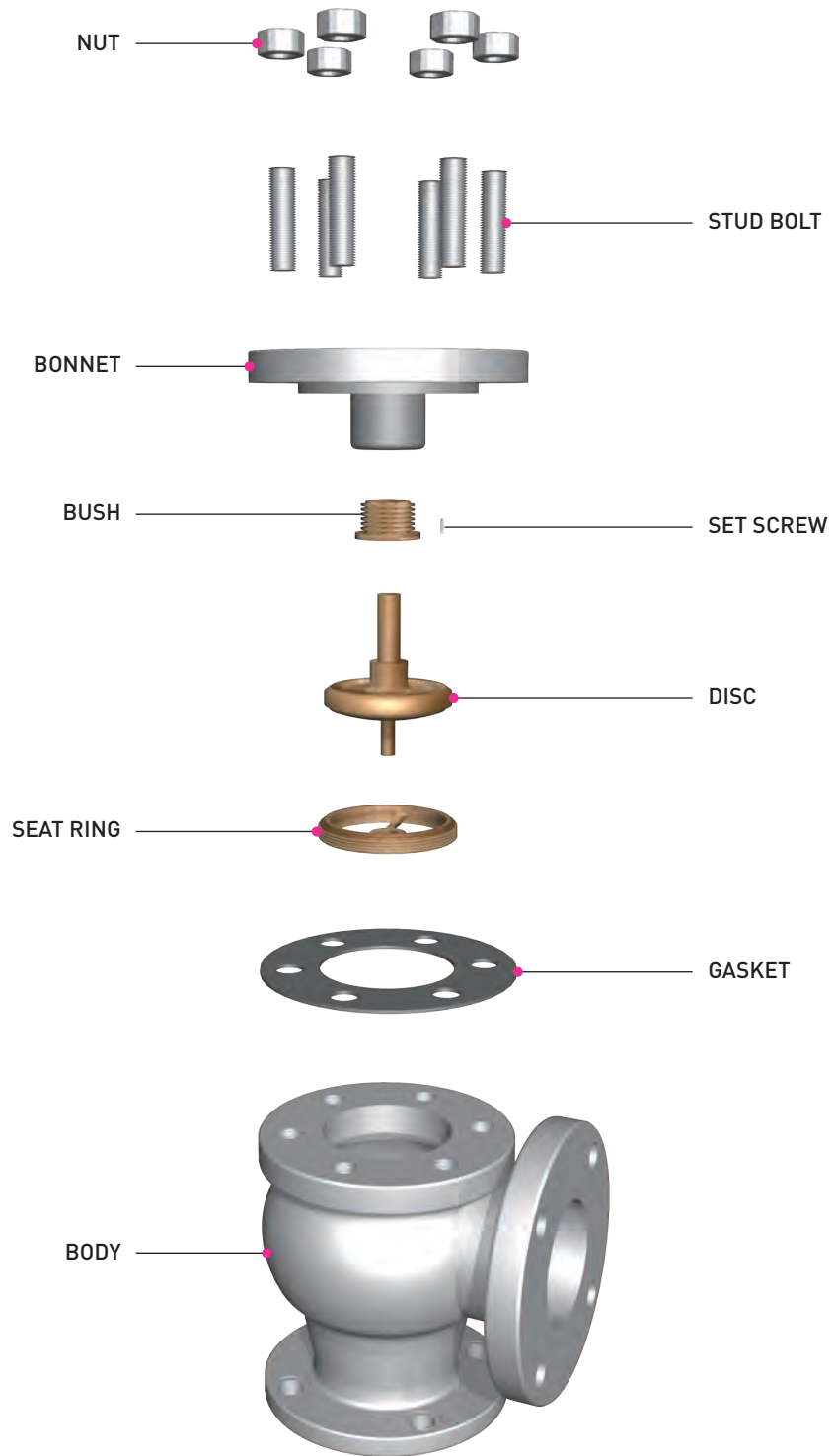
CAST IRON

- PART LIST FOR CHECK VALVES
- DIMENSION & WEIGHT LIST FOR CHECK VALVES



CHECK VALVES

PART LIST FOR CHECK VALVES

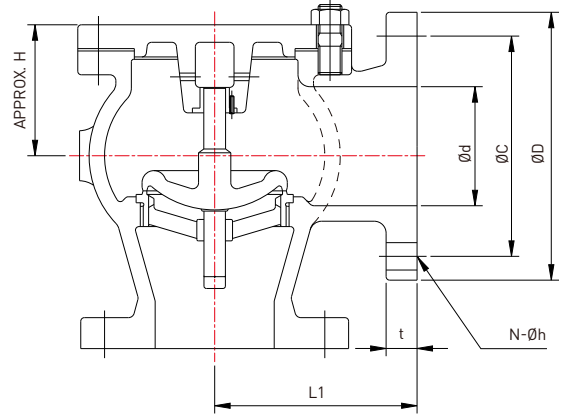


DIMENSION & WEIGHT LIST FOR CHECK VALVES

CAST IRON MARINE VALVES

- JIS 5K LIFT CHECK ANGLE VALVE
(Ref. to JIS F7359)

- JIS 10K LIFT CHECK ANGLE VALVE



DIMENSION TABLE

UNIT(mm)

RATING	Nominal dia	Ød	ØD	ØC	N-Øh	t	L1	H	WEIGHT (kg)
JIS 5K	50A	50	130	105	4-15	16	100	77	9.5
	65A	65	155	130	4-15	18	115	81	13.8
	80A	80	180	145	4-19	18	130	84	18.9
	100A	100	200	165	8-19	20	150	96	25.6
	125A	125	235	200	8-19	20	170	108	36.7
	150A	150	265	230	8-19	22	190	125	50.9
JIS 10K	200A	200	320	280	8-23	24	220	157	95
	50A	50	155	120	4-19	20	120	77	-
	65A	65	175	140	4-19	22	130	81	-
	80A	80	185	150	8-19	22	140	84	-
	100A	100	210	175	8-19	24	160	96	-
	125A	125	250	210	8-23	24	180	108	-
	150A	150	280	240	8-23	26	205	125	-
200A	200	330	290	12-23	26	230	157	-	

FLUID CONDITION & TEST PRESSURE (MPa)

RATING	FLUID CONDITION		TEST PRESSURE (MPa)	
	OIL AND PULSATION WATER	NON-SHOCK WATER UP TO 120°C	HYDROSTATIC PRESS TEST (SHELL)	HYDROSTATIC PRESS TEST (SEAT)
JIS 5K	0.5	0.7	1.05	0.77
JIS 10K	-	-	2.1	1.54


Remark

The flanges shall conform to nominal pressure 5K and 10K of JIS B2210.

CHECK VALVES

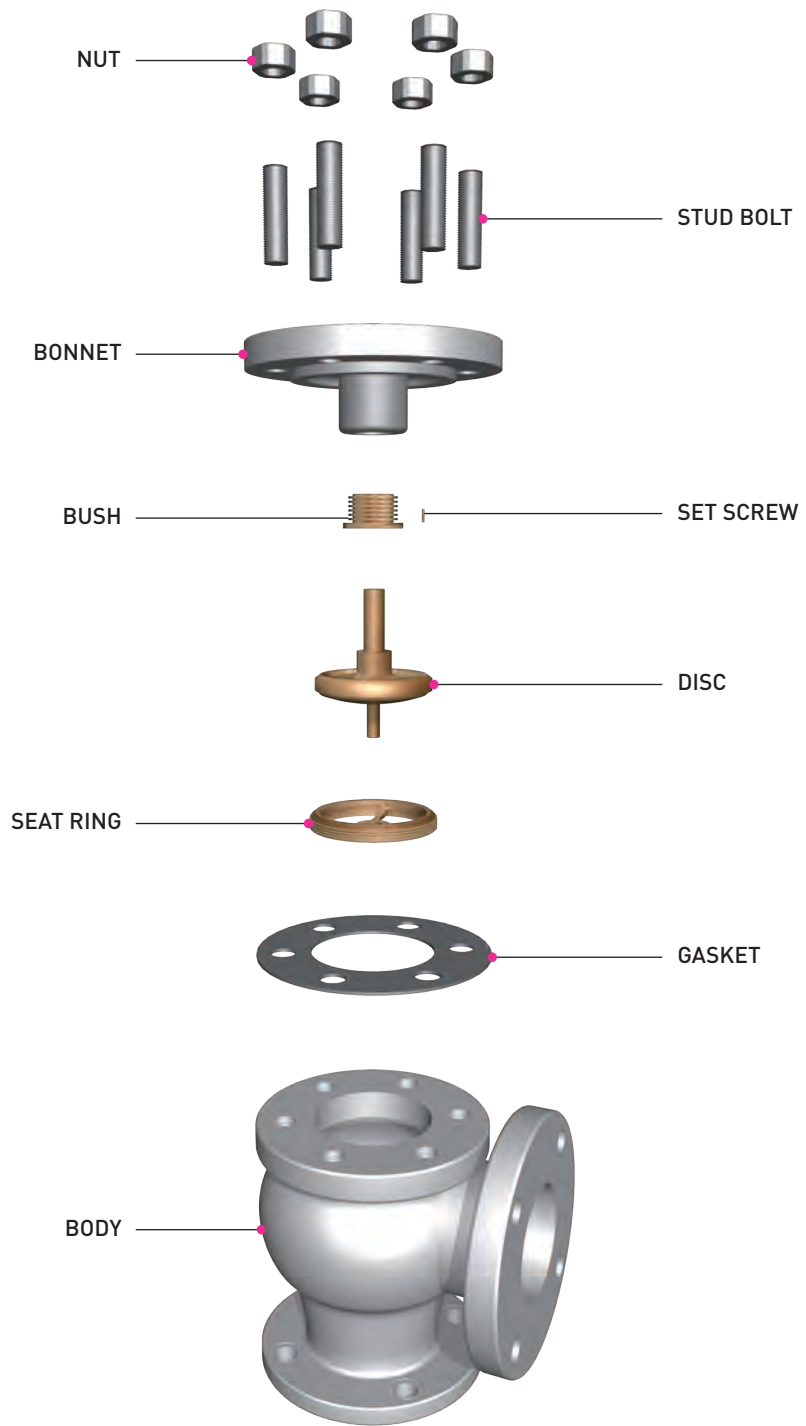
CAST STEEL

- PART LIST FOR CHECK VALVES
- DIMENSION & WEIGHT LIST FOR CHECK VALVES



CHECK VALVES

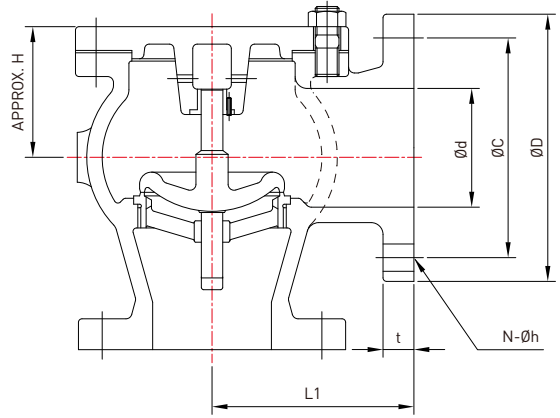
PART LIST FOR CHECK VALVES



DIMENSION & WEIGHT LIST FOR CHECK VALVES

CAST STEEL MARINE VALVES

- JIS 5K LIFT CHECK ANGLE VALVE
(Ref. to JIS F7359)
- JIS 10K LIFT CHECK ANGLE VALVE



DIMENSION TABLE

UNIT(mm)

RATING	Nominal dia	Ød	ØD	ØC	N-Øh	t	L1	H	WEIGHT (kg)
JIS 5K	50A	50	130	105	4-15	14	100	77	10.3
	65A	65	155	130	4-15	14	115	81	14.95
	80A	80	180	145	4-19	14	130	84	20.5
	100A	100	200	165	8-19	16	150	96	27.75
	125A	125	235	200	8-19	18	170	108	39.75
	150A	150	265	230	8-19	18	190	125	55.15
	200A	200	320	280	8-23	20	220	157	102.9
JIS 10K	50A	50	155	120	4-19	16	120	77	-
	65A	65	175	140	4-19	18	130	81	-
	80A	80	185	150	8-19	18	140	84	-
	100A	100	210	175	8-19	18	160	96	-
	125A	125	250	210	8-23	20	180	108	-
	150A	150	280	240	8-23	22	205	125	-
	200A	200	330	290	12-23	22	230	157	-

TEST PRESSURE (MPa)

RATING	TEST PRESSURE (MPa)	
	HYDROSTATIC PRESS TEST (SHELL)	HYDROSTATIC PRESS TEST (SEAT)
JIS 5K	1.05	0.77
JIS 10K	2.1	1.54

Remark

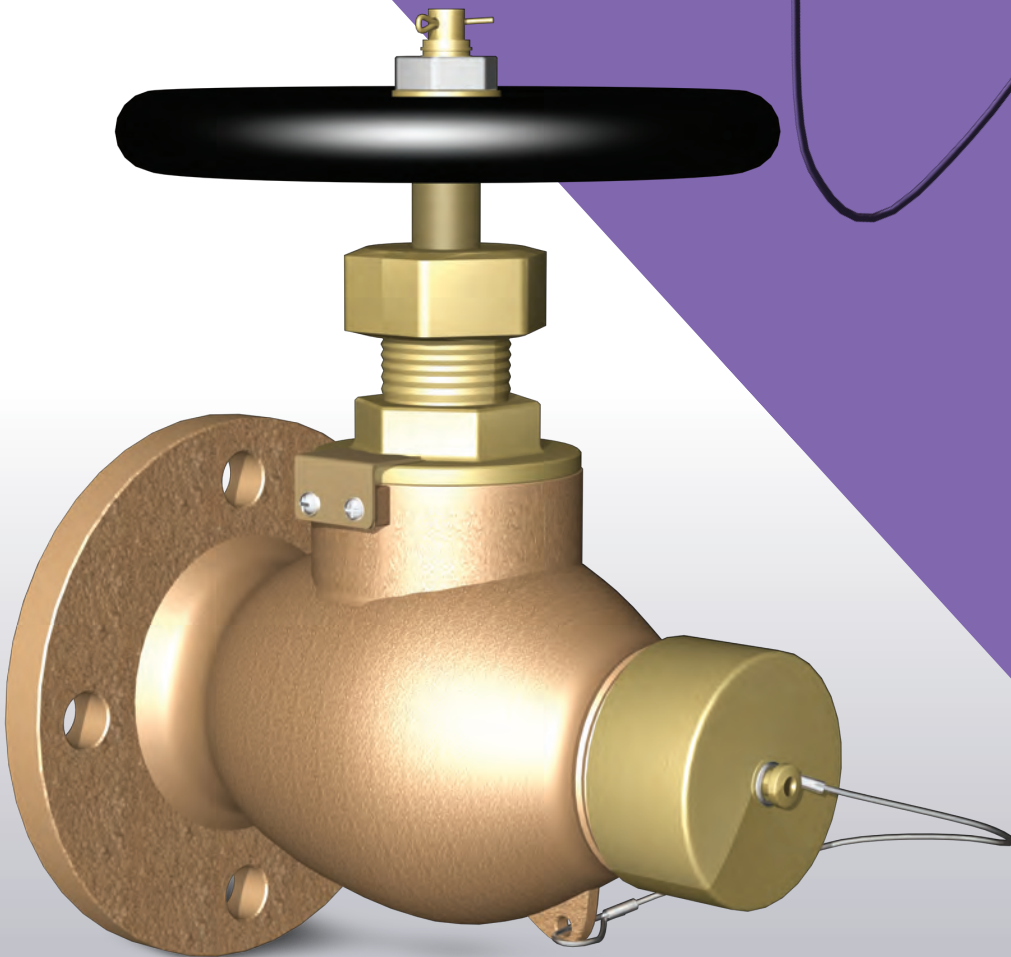
The flanges shall conform to nominal pressure 5K and 10K of JIS B2210.

HOSE VALVES

CAST BRONZE

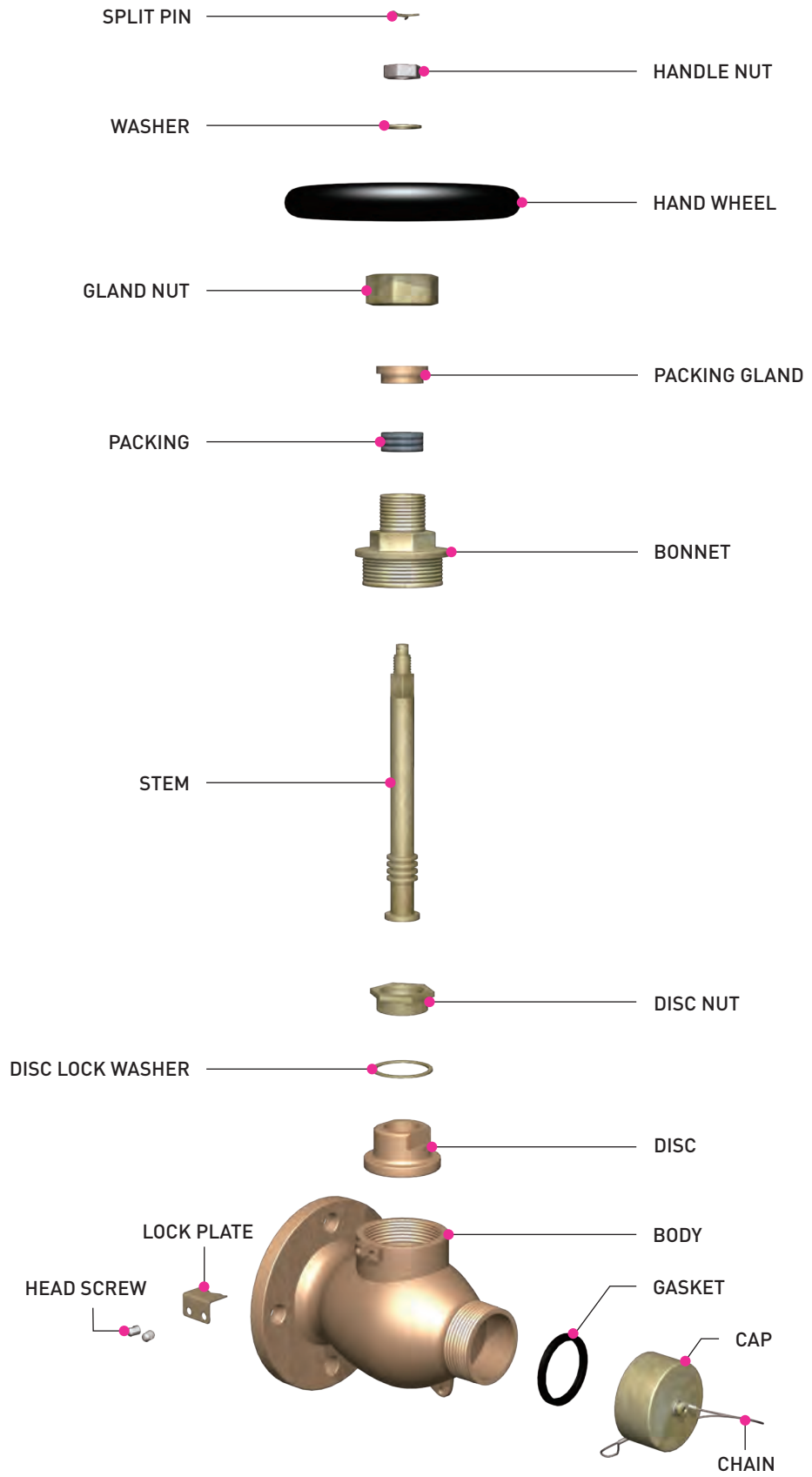
- PART LIST FOR HOSE VALVES
- DIMENSION & WEIGHT LIST FOR HOSE VALVES

HOSE VALVES



HOSE VALVES

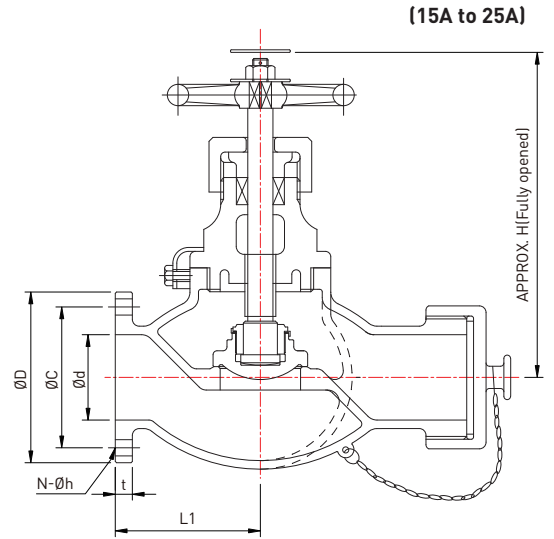
PART LIST FOR HOSE VALVES - 15A to 25A



DIMENSION & WEIGHT LIST FOR HOSE VALVES - 1

CAST BRONZE MARINE VALVES

- JIS 5K HOSE GLOBE VALVE (JIS F7334)
- JIS 10K HOSE GLOBE VALVE (JIS F7334)



DIMENSION TABLE

UNIT(mm)

RATING	Nominal dia	Ød	ØD	ØC	N-Øh	t	L1	H	WEIGHT (kg)
JIS 5K	15A	15	80	60	4-12	9	50	130	2.51
	20A	20	85	65	4-12	10	60	160	3.55
	25A	25	95	75	4-12	10	60	160	3.55
	32A	32	115	90	4-15	12	80	190	6.26
	40A	40	120	95	4-15	12	80	190	6.26
JIS 10K	15A	15	95	70	4-15	12	55	130	2.76
	20A	20	100	75	4-15	14	65	160	4.15
	25A	25	125	90	4-19	14	65	160	4.15
	32A	32	135	100	4-19	16	90	190	8.43
	40A	40	140	105	4-19	16	90	190	8.43

FLUID CONDITION & TEST PRESSURE (MPa)

RATING	FLUID CONDITION			TEST PRESSURE (MPa)	
	STEAM UP TO 205°C	AIR, GAS, OIL AND PULSATION WATER	NON-SHOCK WATER UP TO 120°C	HYDROSTATIC PRESS TEST (SHELL)	HYDROSTATIC PRESS TEST (SEAT)
JIS 5K	0.5(15A)	0.5	0.7	1.05	0.77
JIS 10K	1.0(15A)	1.0	1.4	2.1	1.54

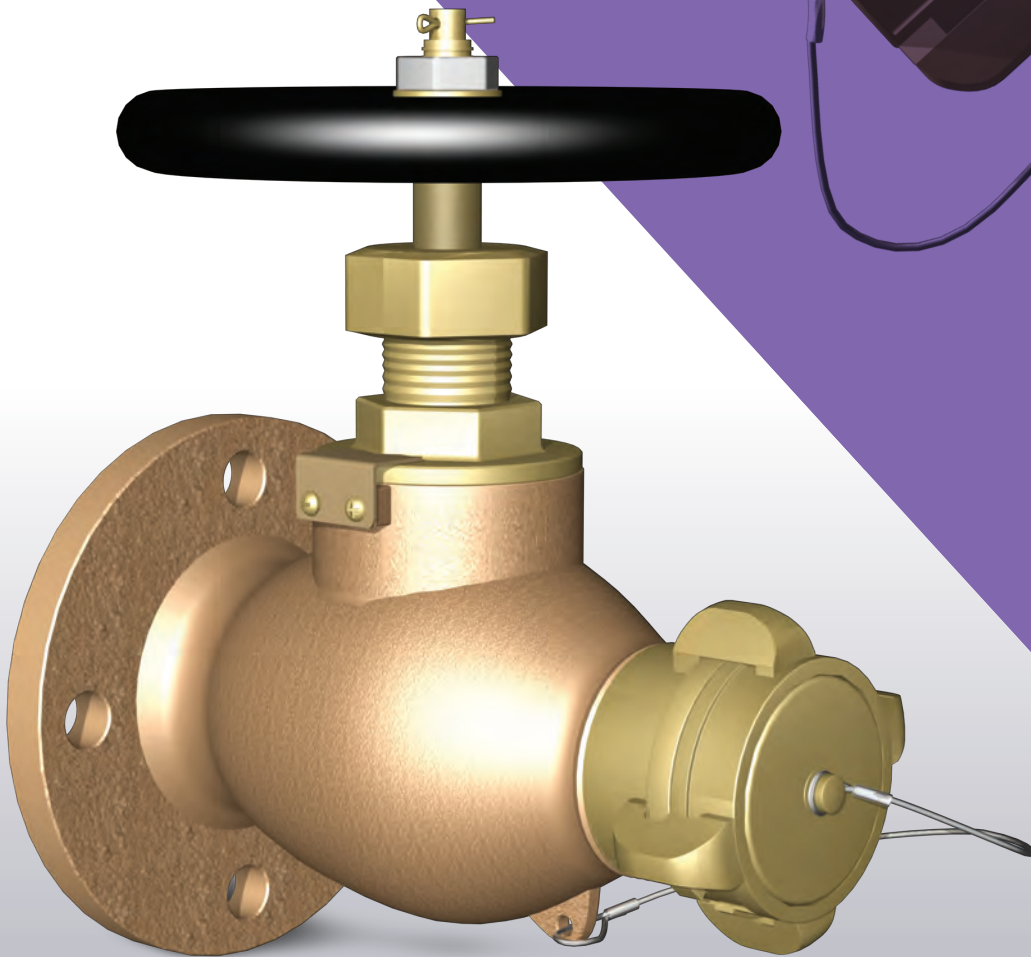
Remark

The flanges shall conform to JIS B2240.

HOSE VALVES

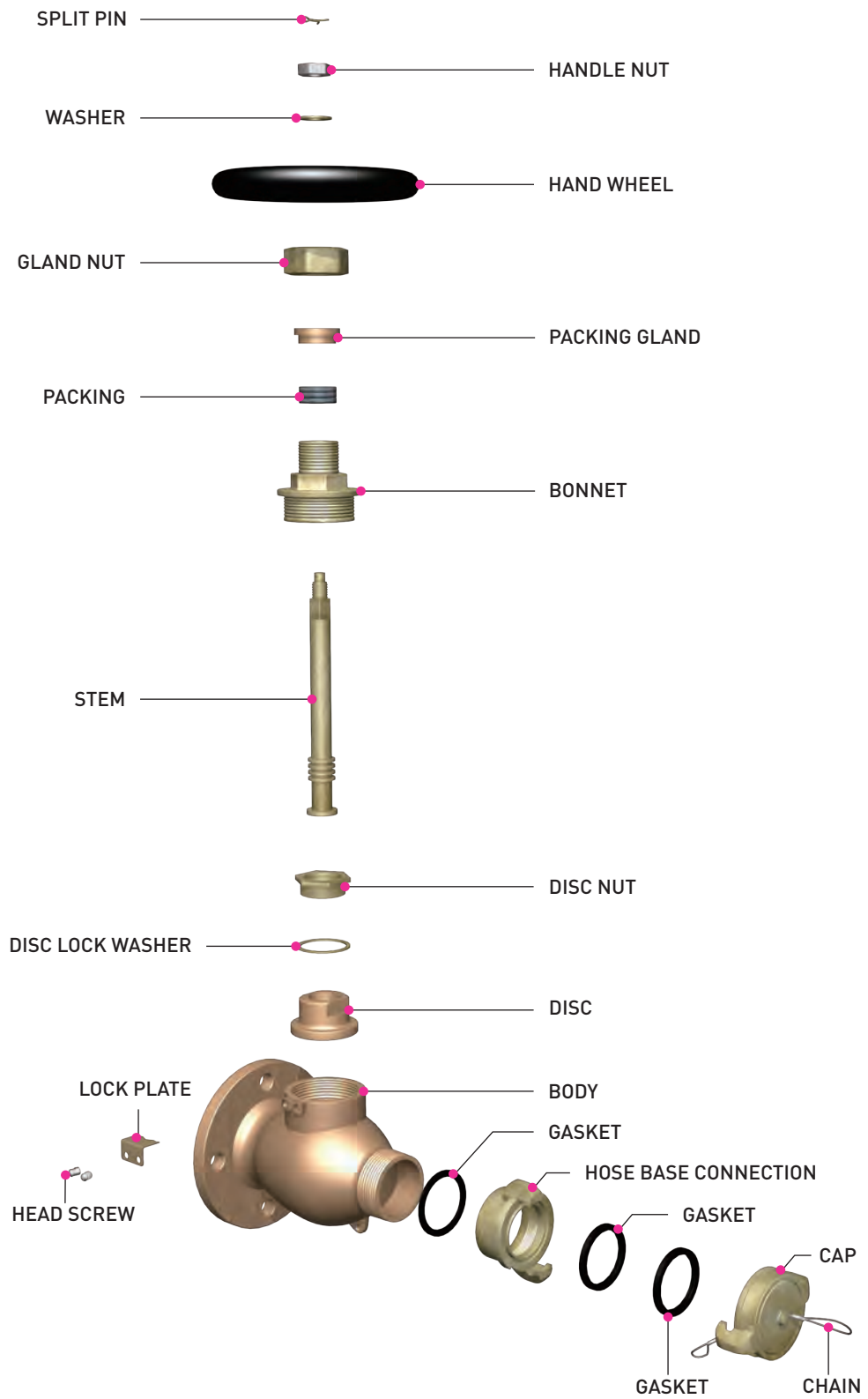
CAST BRONZE

- PART LIST FOR HOSE VALVES
- DIMENSION & WEIGHT LIST FOR HOSE VALVES



HOSE VALVES

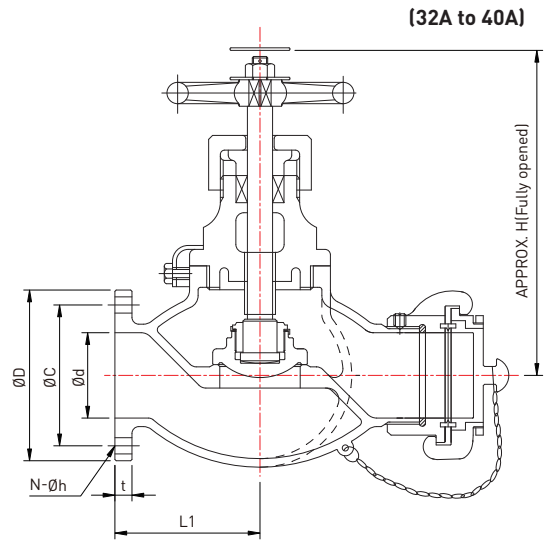
PART LIST FOR HOSE VALVES - 32A to 40A



DIMENSION & WEIGHT LIST FOR HOSE VALVES - 2

CAST BRONZE MARINE VALVES

- JIS 5K HOSE GLOBE VALVE (JIS F7334)
- JIS 10K HOSE GLOBE VALVE (JIS F7334)



DIMENSION TABLE

UNIT(mm)

RATING	Nominal dia	Ød	ØD	ØC	N-Øh	t	L1	H	WEIGHT (kg)
JIS 5K	15A	15	80	60	4-12	9	50	130	2.51
	20A	20	85	65	4-12	10	60	160	3.55
	25A	25	95	75	4-12	10	60	160	3.55
	32A	32	115	90	4-15	12	80	190	6.26
	40A	40	120	95	4-15	12	80	190	6.26
JIS 10K	15A	15	95	70	4-15	12	55	130	2.76
	20A	20	100	75	4-15	14	65	160	4.15
	25A	25	125	90	4-19	14	65	160	4.15
	32A	32	135	100	4-19	16	90	190	8.43
	40A	40	140	105	4-19	16	90	190	8.43

FLUID CONDITION & TEST PRESSURE (MPa)

RATING	FLUID CONDITION			TEST PRESSURE (MPa)	
	STEAM UP TO 205°C	AIR, GAS, OIL AND PULSATION WATER	NON-SHOCK WATER UP TO 120°C	HYDROSTATIC PRESS TEST (SHELL)	HYDROSTATIC PRESS TEST (SEAT)
JIS 5K	0.5(15A)	0.5	0.7	1.05	0.77
JIS 10K	1.0(15A)	1.0	1.4	2.1	1.54

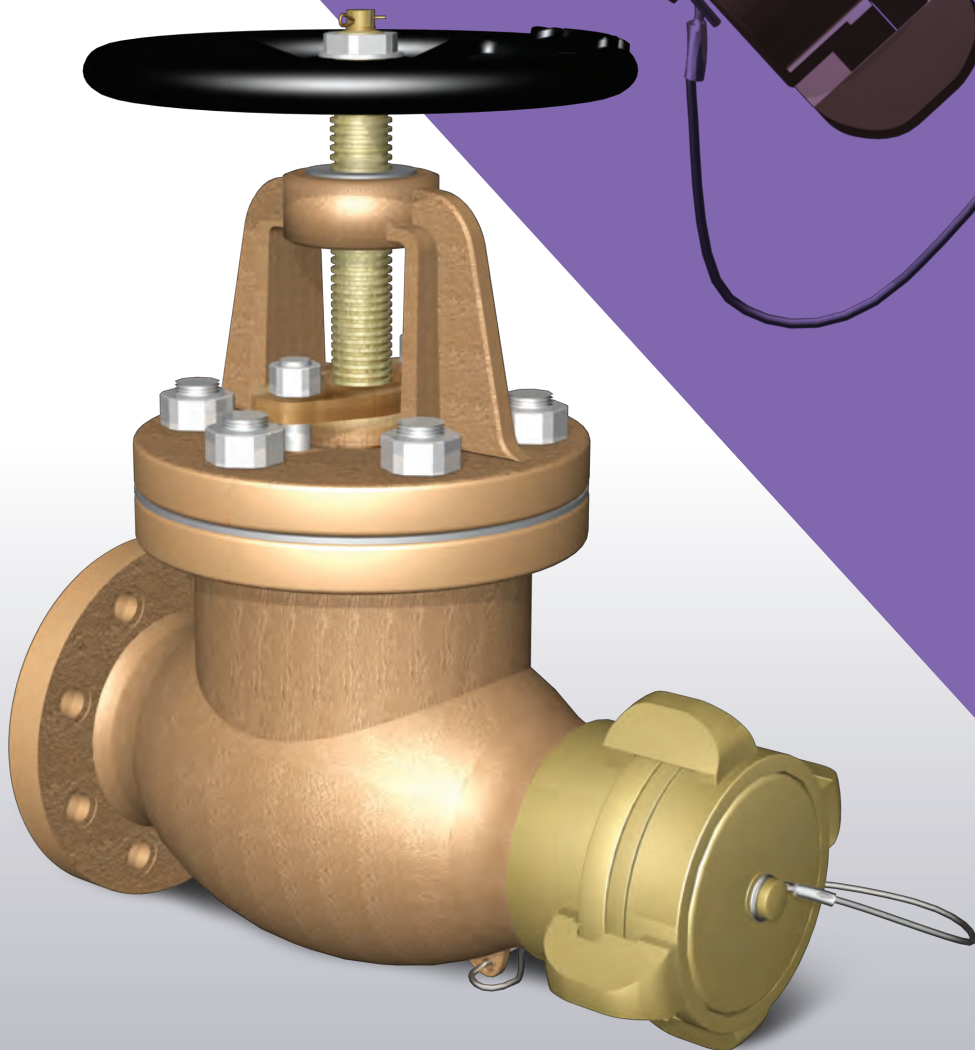
Remark

The flanges shall conform to JIS B2240.

HOSE VALVES

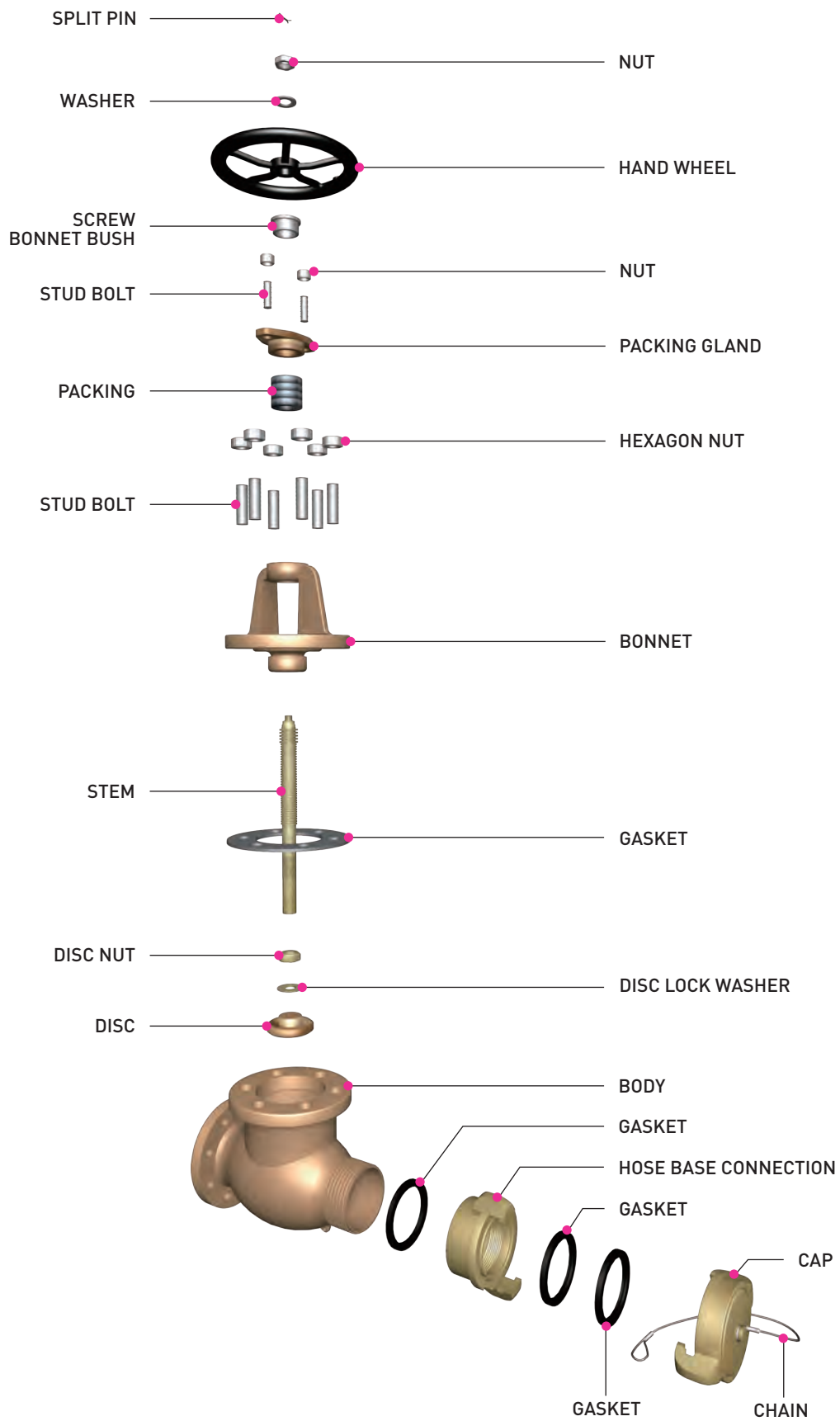
CAST BRONZE

- PART LIST FOR HOSE VALVES
- DIMENSION & WEIGHT LIST FOR HOSE VALVES



HOSE VALVES

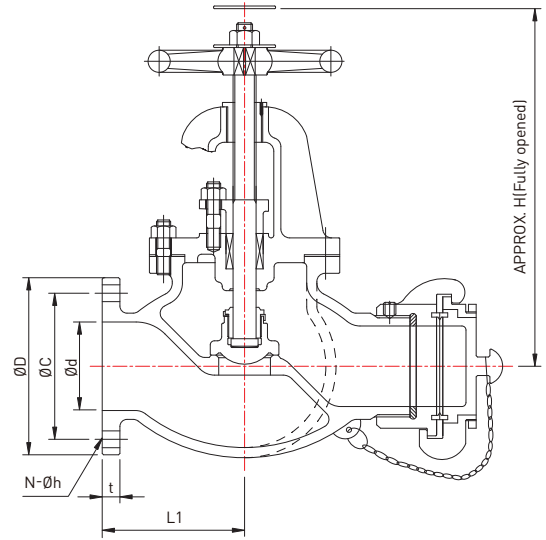
PART LIST FOR HOSE VALVES



DIMENSION & WEIGHT LIST FOR HOSE VALVES

CAST BRONZE MARINE VALVES

- JIS 5K HOSE GLOBE VALVE (JIS F7334)
- JIS 10K HOSE GLOBE VALVE (JIS F7334)
- JIS 16K HOSE GLOBE VALVE (JIS F7334)



DIMENSION TABLE

UNIT(mm)

RATING	Nominal dia	Ød	ØD	ØC	N-Øh	t	L1	H	WEIGHT (kg)
JIS 5K	50A	50	130	105	4-15	14	105	255	12.9
	65A	65	155	130	4-15	16	135	295	27.8
JIS 10K	50A	50	155	120	4-19	16	110	270	15.4
	65A	65	175	140	4-19	18	135	295	27.8
JIS 16K	50A	50	155	120	8-19	16	110	270	15.4
	65A	65	175	140	8-19	18	135	295	27.8

FLUID CONDITION & TEST PRESSURE (MPa)

RATING	FLUID CONDITION			TEST PRESSURE (MPa)	
	STEAM UP TO 205°C	AIR, GAS, OIL AND PULSATION WATER	NON-SHOCK WATER UP TO 120°C	HYDROSTATIC PRESS TEST (SHELL)	HYDROSTATIC PRESS TEST (SEAT)
JIS 5K	-	0.5	0.7	1.05	0.77
JIS 10K	-	1.0	1.4	2.1	1.54
JIS 16K	-	1.0	1.4	2.1	1.54


Remark

The flanges shall conform to nominal pressure 5K, 10K and 16K of JIS B2210.

HOSE VALVES

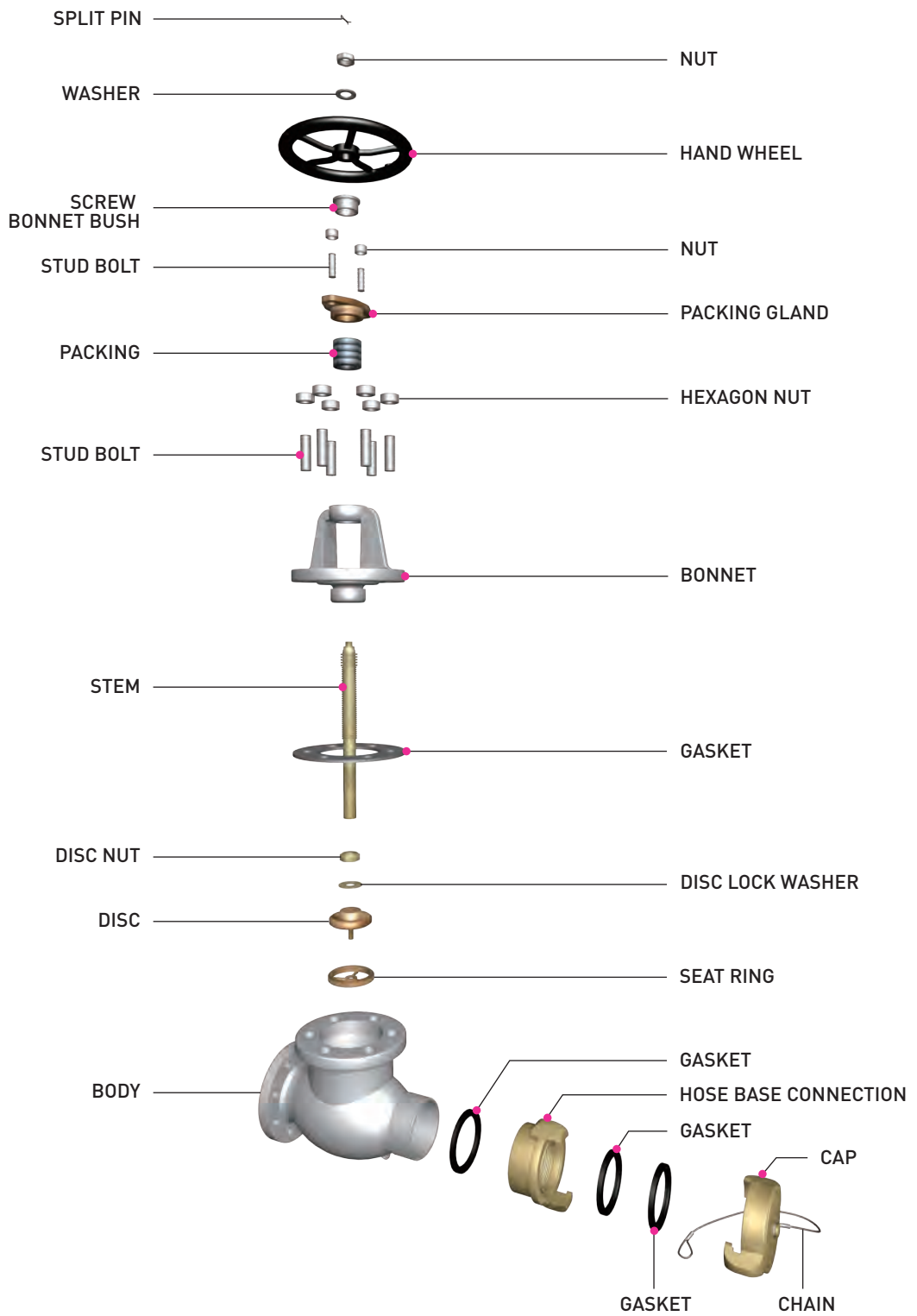
CAST IRON

- PART LIST FOR HOSE VALVES
- DIMENSION & WEIGHT LIST FOR HOSE VALVES



HOSE VALVES

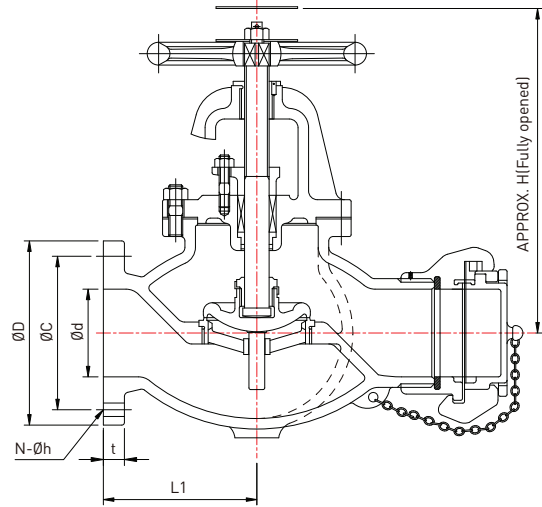
PART LIST FOR HOSE VALVES



DIMENSION & WEIGHT LIST FOR HOSE VALVES

CAST IRON MARINE VALVES

- JIS 5K HOSE GLOBE VALVE (JIS F7333)
- JIS 10K HOSE GLOBE VALVE (JIS F7333)



DIMENSION TABLE

UNIT(mm)

RATING	Nominal dia	Ød	ØD	ØC	N-Øh	t	L1	H	WEIGHT (kg)
JIS 5K	50A	50	130	105	4-15	16	105	270	14.7
JIS 10K	50A	50	155	120	4-19	20	110	285	18.9
	65A	65	175	140	4-19	22	135	310	28.2

FLUID CONDITION & TEST PRESSURE (MPa)

RATING	FLUID CONDITION		TEST PRESSURE (MPa)	
	PULSATION WATER	NON-SHOCK WATER UP TO 120 °C	HYDROSTATIC PRESS TEST (SHELL)	HYDROSTATIC PRESS TEST (SEAT)
JIS 5K	0.5	0.7	1.05	0.77
JIS 10K	1.0	1.4	2.1	1.54


Remark

The flanges shall conform to nominal pressure 5K and 10K of JIS B2210.

HOSE VALVES

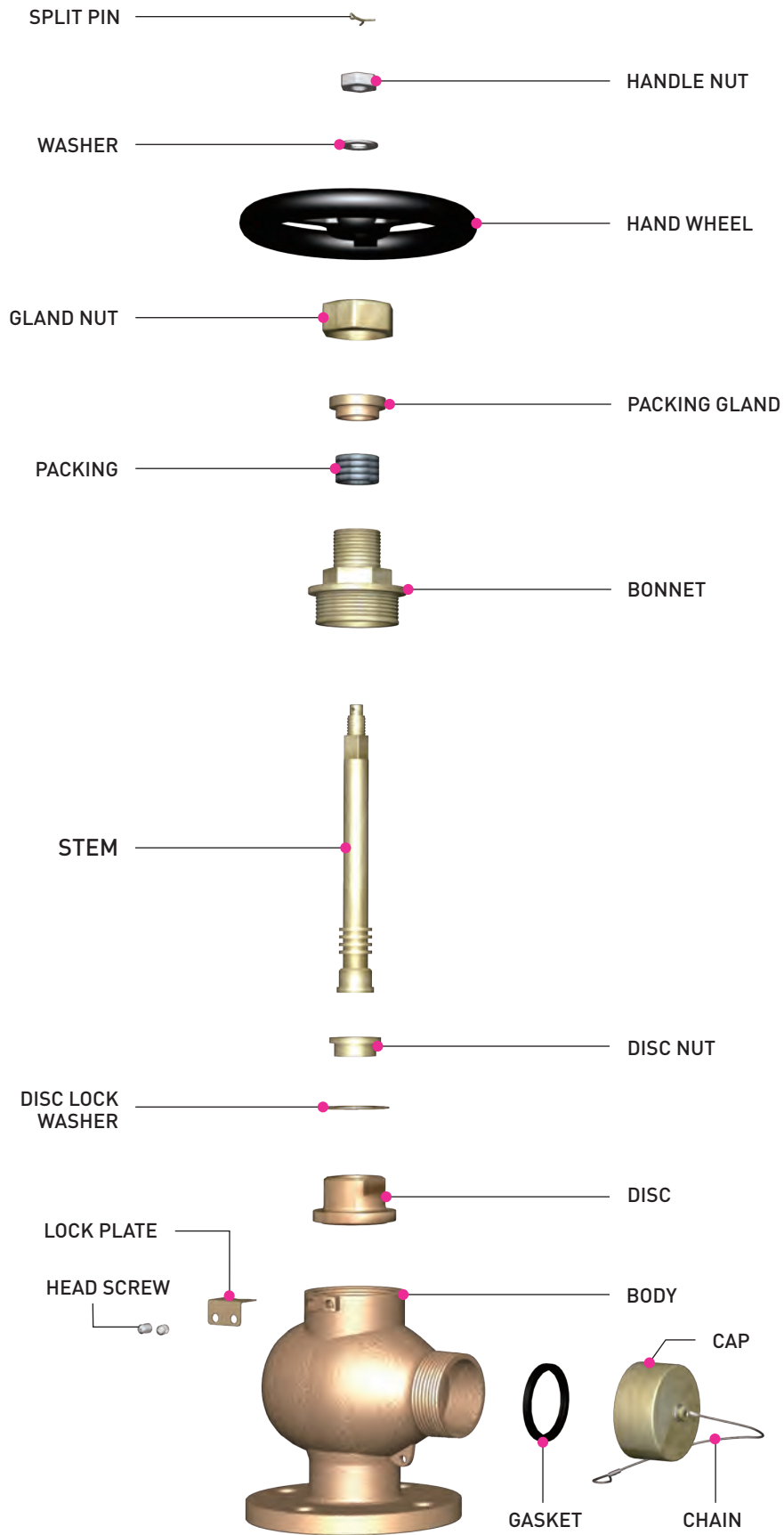
CAST BRONZE

- PART LIST FOR HOSE VALVES
- DIMENSION & WEIGHT LIST FOR HOSE VALVES



HOSE VALVES

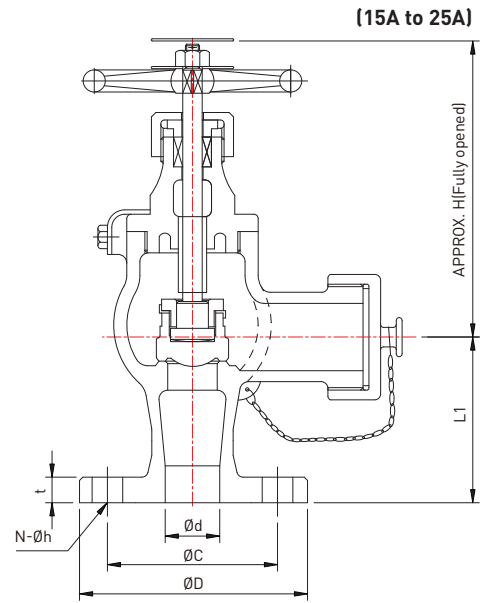
PART LIST FOR HOSE VALVES - 15A TO 25A



DIMENSION & WEIGHT LIST FOR HOSE VALVES - 1

CAST BRONZE MARINE VALVES

- JIS 5K HOSE ANGLE VALVE (JIS F7334)
- JIS 10K HOSE ANGLE VALVE (JIS F7334)



DIMENSION TABLE

UNIT(mm)									
RATING	Nominal dia	Ød	ØD	ØC	N-Øh	t	L1	H	WEIGHT (kg)
JIS 5K	15A	15	80	60	4-12	9	55	120	2.41
	20A	20	85	65	4-12	10	65	145	3.44
	25A	25	95	75	4-12	10	65	145	3.44
	32A	32	115	90	4-15	12	85	165	5.91
	40A	40	120	95	4-15	12	85	165	5.91
JIS 10K	15A	15	95	70	4-15	12	70	120	2.72
	20A	20	100	75	4-15	14	85	145	4.04
	25A	25	125	90	4-19	14	85	145	4.04
	32A	32	135	100	4-19	16	100	165	8.19
	40A	40	140	105	4-19	16	100	165	8.19

FLUID CONDITION & TEST PRESSURE (MPa)

RATING	FLUID CONDITION			TEST PRESSURE (MPa)	
	STEAM UP TO 205°C	AIR, GAS, OIL AND PULSATION WATER	NON-SHOCK WATER UP TO 120°C	HYDROSTATIC PRESS TEST (SHELL)	HYDROSTATIC PRESS TEST (SEAT)
JIS 5K	0.5(15A)	0.5	0.7	1.05	0.77
JIS 10K	1.0(15A)	1.0	1.4	2.1	1.54

Remark


The flanges shall conform to JIS B2240.

HOSE VALVES +

VALVES

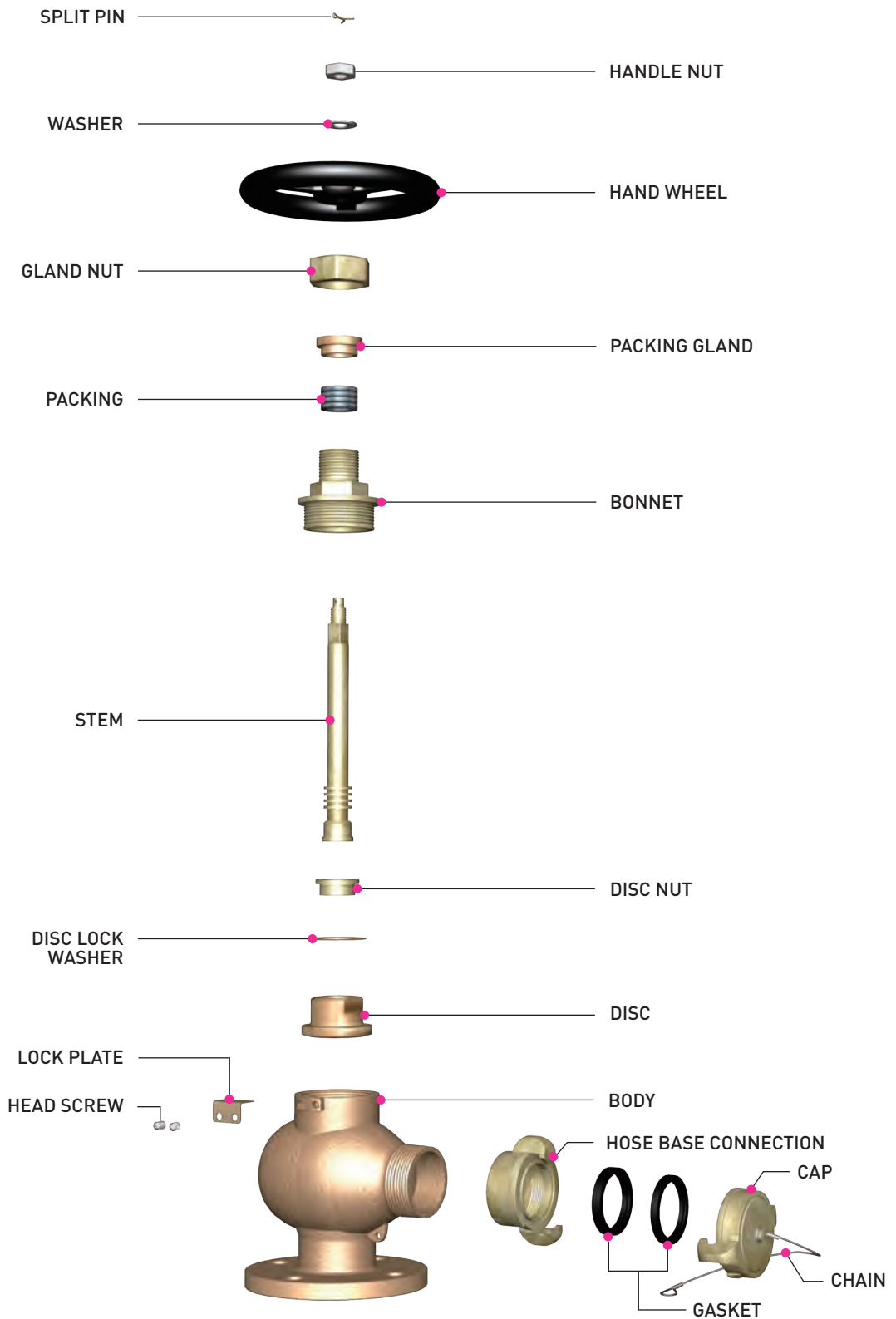
CAST BRONZE

- PART LIST FOR HOSE VALVES
- DIMENSION & WEIGHT LIST FOR HOSE VALVES



HOSE VALVES

PART LIST FOR HOSE VALVES - 32A to 40A

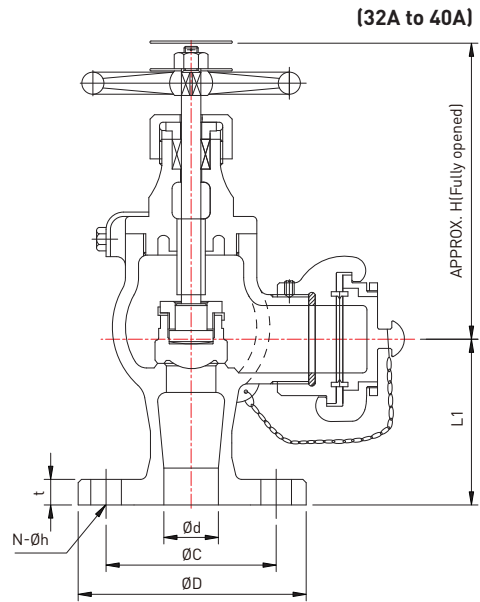


HOSE VALVES

DIMENSION & WEIGHT LIST FOR HOSE VALVES - 2

CAST BRONZE MARINE VALVES

- JIS 5K HOSE ANGLE VALVE (JIS F7334)
- JIS 10K HOSE ANGLE VALVE (JIS F7334)



DIMENSION TABLE

UNIT(mm)

RATING	Nominal dia	δd	δD	δC	$N-\delta h$	t	L1	H	WEIGHT (kg)
JIS 5K	15A	15	80	60	4-12	9	55	120	2.41
	20A	20	85	65	4-12	10	65	145	3.44
	25A	25	95	75	4-12	10	65	145	3.44
	32A	32	115	90	4-15	12	85	165	5.91
	40A	40	120	95	4-15	12	85	165	5.91
JIS 10K	15A	15	95	70	4-15	12	70	120	2.72
	20A	20	100	75	4-15	14	85	145	4.04
	25A	25	125	90	4-19	14	85	145	4.04
	32A	32	135	100	4-19	16	100	165	8.19
	40A	40	140	105	4-19	16	100	165	8.19

FLUID CONDITION & TEST PRESSURE (MPa)

RATING	FLUID CONDITION			TEST PRESSURE (MPa)	
	STEAM UP TO 205°C	AIR, GAS, OIL AND PULSATION WATER	NON-SHOCK WATER UP TO 120°C	HYDROSTATIC PRESS TEST (SHELL)	HYDROSTATIC PRESS TEST (SEAT)
JIS 5K	0.5(15A)	0.5	0.7	1.05	0.77
JIS 10K	1.0(15A)	1.0	1.4	2.1	1.54

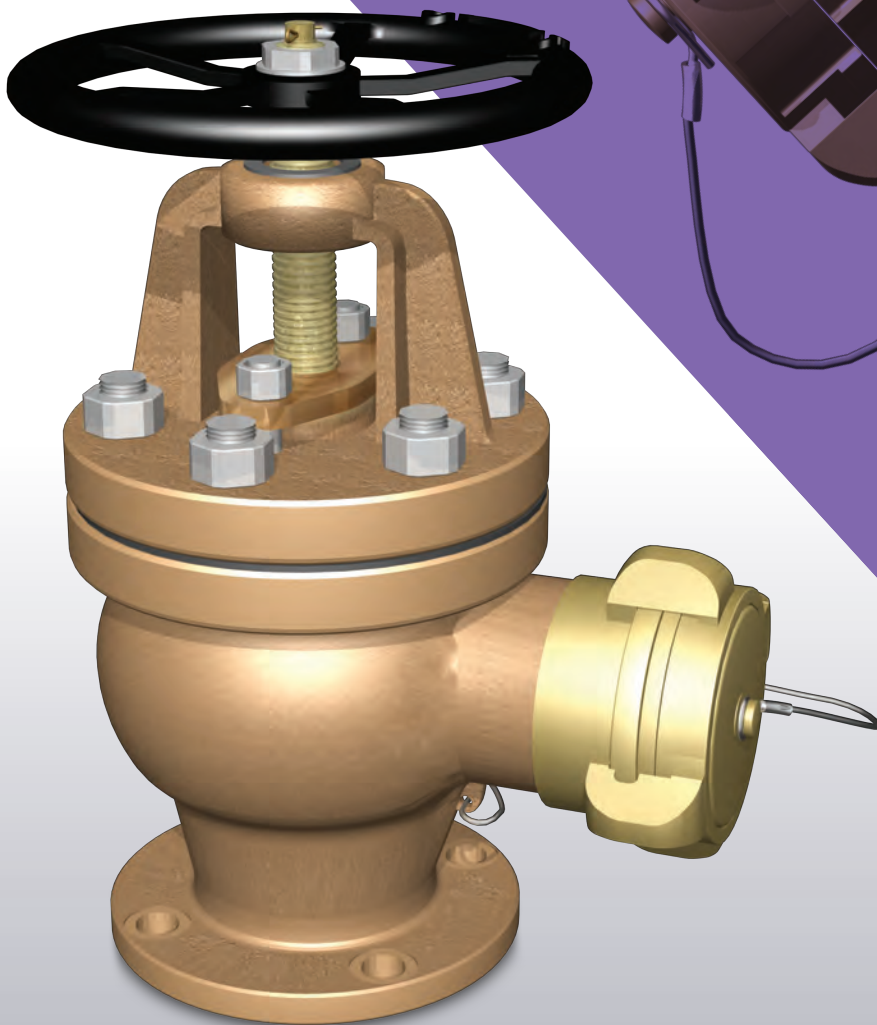
Remark

The flanges shall conform to JIS B2240.

HOSE VALVES

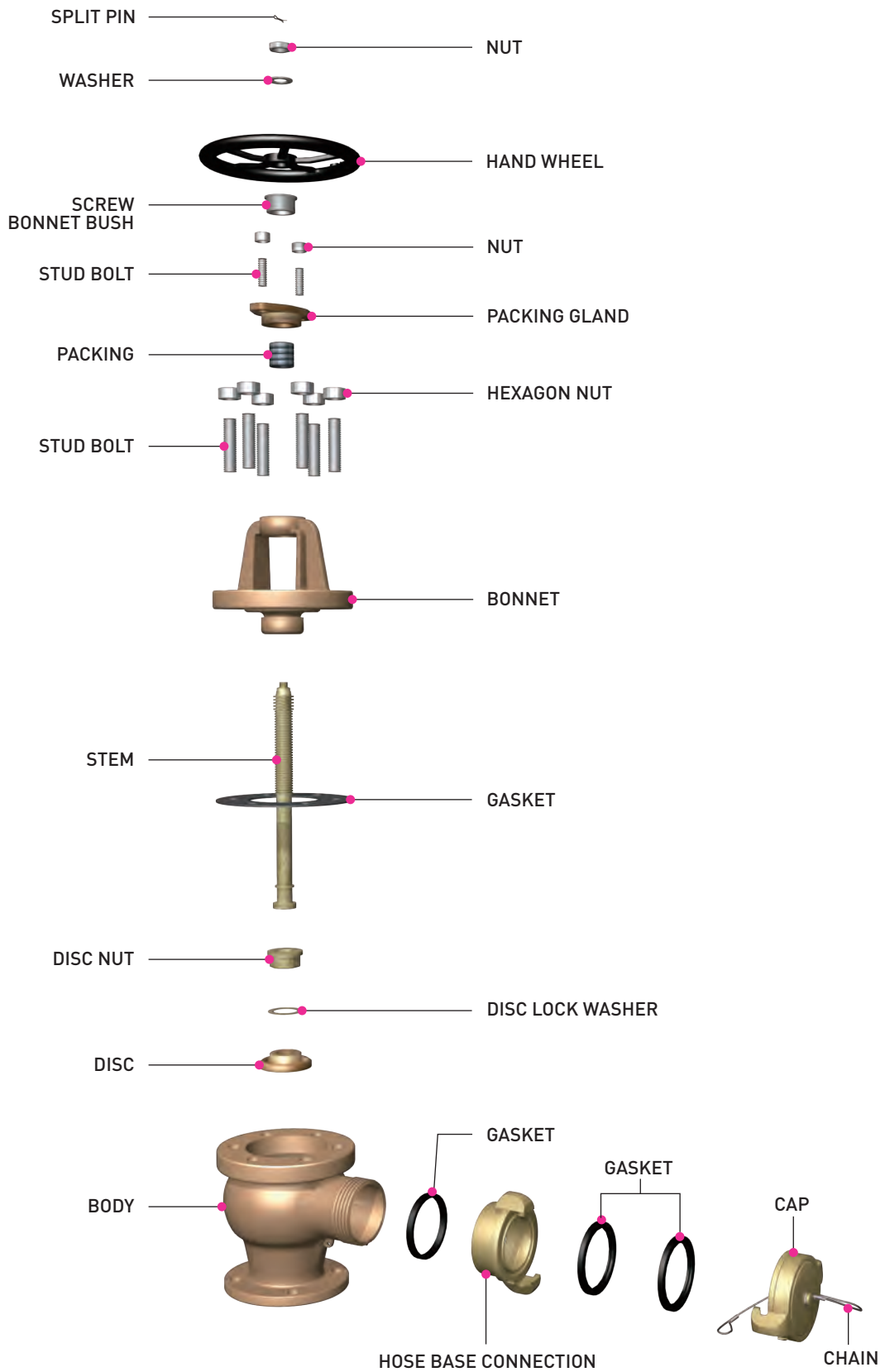
CAST BRONZE

- PART LIST FOR HOSE VALVES
- DIMENSION & WEIGHT LIST FOR HOSE VALVES



HOSE VALVES

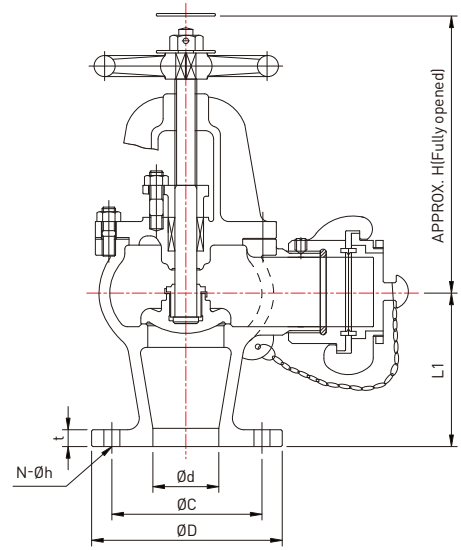
PART LIST FOR HOSE VALVES



DIMENSION & WEIGHT LIST FOR HOSE VALVES

CAST BRONZE MARINE VALVES

- JIS 5K HOSE ANGLE VALVE (JIS F7334)
- JIS 10K HOSE ANGLE VALVE (JIS F7334)
- JIS 16K HOSE ANGLE VALVE (JIS F7334)



DIMENSION TABLE

UNIT(mm)

RATING	Nominal dia	Ød	ØD	ØC	N-Øh	t	L1	H	WEIGHT (kg)
JIS 5K	50A	50	130	105	4-15	14	100	225	11.0
	65A	65	155	130	4-15	16	130	255	23.0
JIS 10K	50A	50	155	120	4-19	16	120	240	14.3
	65A	65	175	140	4-19	18	130	255	23.0
JIS 16K	50A	50	155	120	8-19	16	120	240	14.3
	65A	65	175	140	8-19	18	130	255	23.0

FLUID CONDITION & TEST PRESSURE (MPa)

RATING	FLUID CONDITION			TEST PRESSURE (MPa)	
	STEAM UP TO 205 °C	AIR, GAS, OIL AND PULSATION WATER	NON-SHOCK WATER UP TO 120 °C	HYDROSTATIC PRESS TEST (SHELL)	HYDROSTATIC PRESS TEST (SEAT)
JIS 5K	-	0.5	0.7	1.05	0.77
JIS 10K	-	1.0	1.4	2.1	1.54
JIS 16K	-	1.0	1.4	2.1	1.54

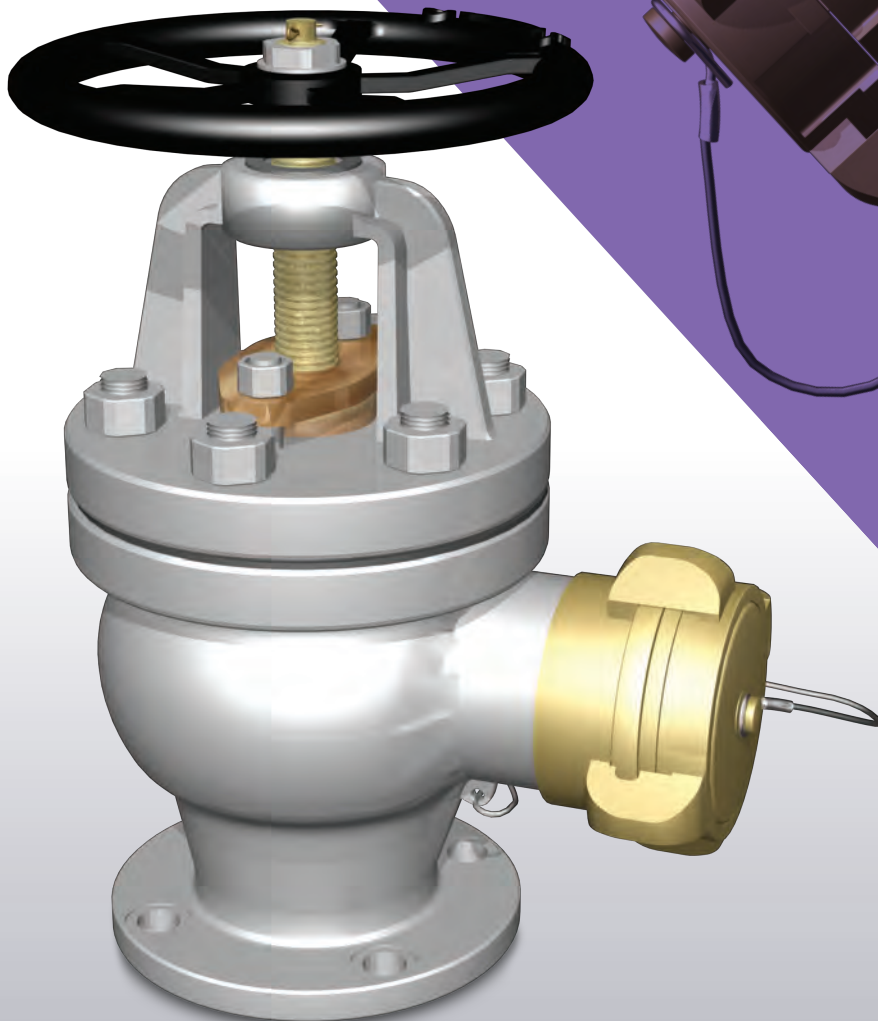
Remark

The flanges shall conform to nominal pressure 5K, 10K and 16K of JIS B2210.

HOSE VALVES

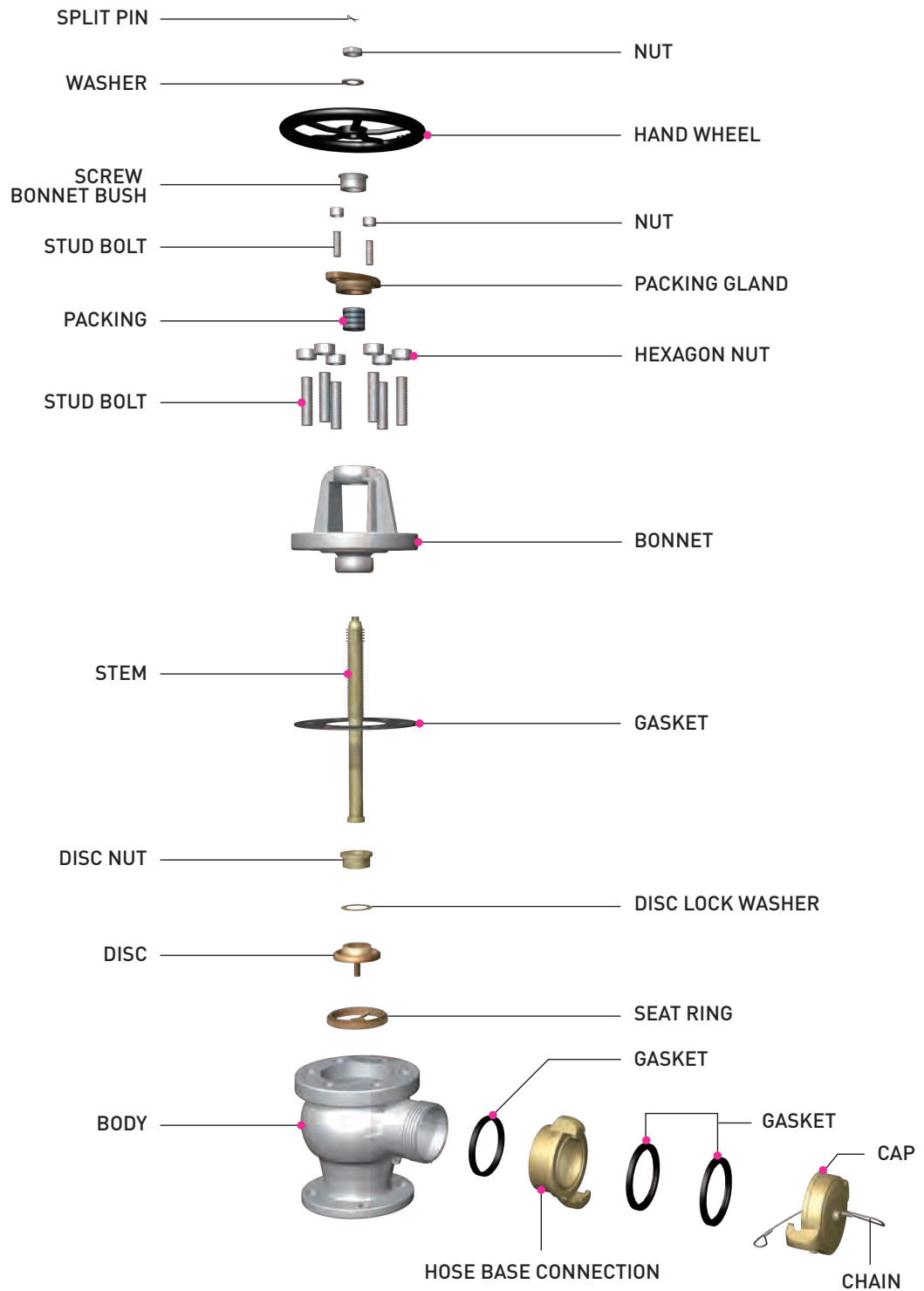
CAST IRON

- PART LIST FOR HOSE VALVES
- DIMENSION & WEIGHT LIST FOR HOSE VALVES



HOSE VALVES

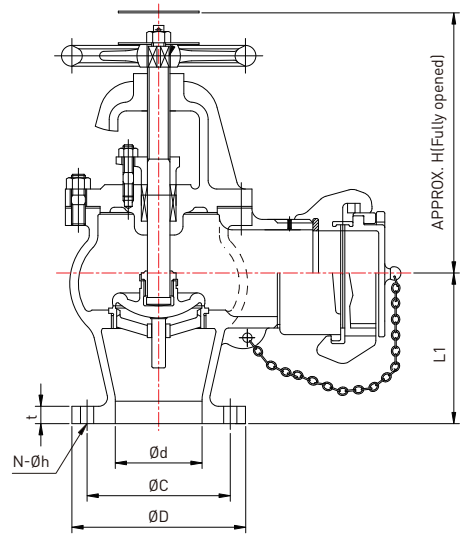
PART LIST FOR HOSE VALVES



DIMENSION & WEIGHT LIST FOR HOSE VALVES

CAST IRON MARINE VALVES

- JIS 5K HOSE ANGLE VALVE (JIS F7333)
- JIS 10K HOSE ANGLE VALVE (JIS F7333)



DIMENSION TABLE

UNIT(mm)

RATING	Nominal dia	Ød	ØD	ØC	N-Øh	t	L1	H	WEIGHT (kg)
JIS 5K	50A	50	130	105	4-15	16	100	240	12.8
JIS 10K	50A	50	155	120	4-19	20	120	255	17.0
	65A	65	175	140	4-19	22	130	270	24.3

FLUID CONDITION & TEST PRESSURE (MPa)


RATING	FLUID CONDITION		TEST PRESSURE (MPa)	
	PULSATION WATER	NON-SHOCK WATER UP TO 120 °C	HYDROSTATIC PRESS TEST (SHELL)	HYDROSTATIC PRESS TEST (SEAT)
JIS 5K	0.5	0.7	1.05	0.77
JIS 10K	1.0	1.4	2.1	1.54

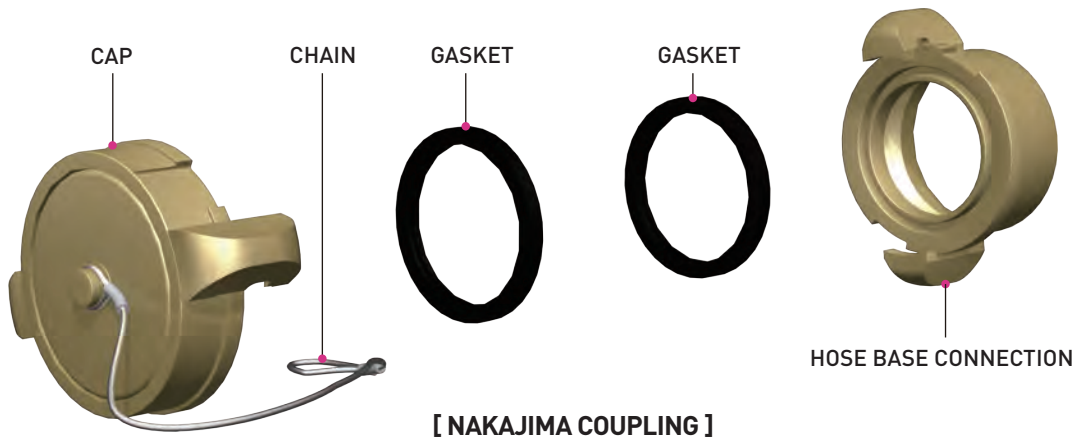
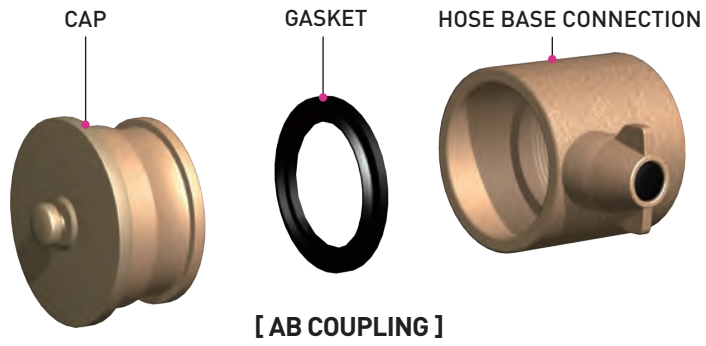

Remark

The flanges shall conform to nominal pressure 5K and 10K of JIS B2210.

COUPLING+

• PART LIST FOR COUPLING







QUICK CLOSING VALVES

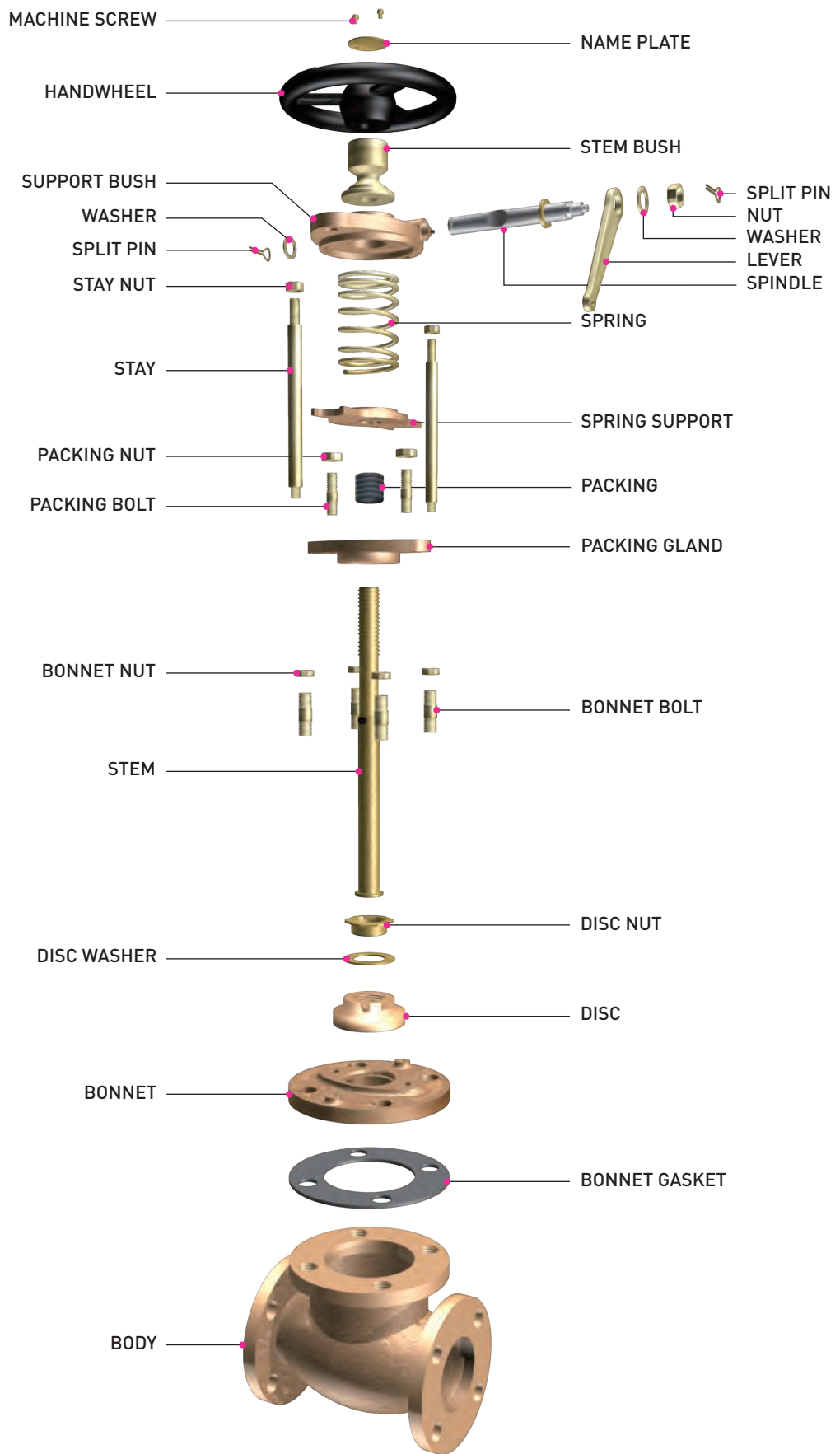
CAST BRONZE

- PART LIST FOR QUICK CLOSING VALVES
- DIMENSION & WEIGHT LIST FOR QUICK CLOSING VALVES



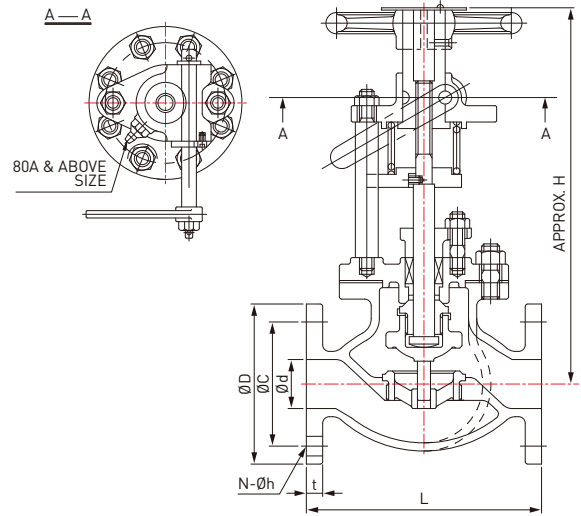
QUICK CLOSING VALVES

PART LIST FOR QUICK CLOSING VALVES



DIMENSION & WEIGHT LIST FOR QUICK CLOSING VALVES - 1

CAST BRONZE MARINE VALVE - QUICK CLOSING VALVE STRAIGHT TYPE (JIS F7399)(wire operated)



QUICK CLOSING VALVES

DIMENSION TABLE

UNIT(mm)

RATING	Nominal dia	Ød	ØD	ØC	N-Øh	t	L	H	WEIGHT (kg)
JIS 10K	15A	15	95	70	4-15	12	110	-	8.5
	20A	20	100	75	4-15	14	130	-	8.5
	25A	25	125	90	4-19	14	130	265	8.5
	32A	32	135	100	4-19	16	160	310	12.7
	40A	40	140	105	4-19	16	170	310	12.7
	50A	50	155	120	4-19	16	220	335	20.9
	65A	65	175	140	4-19	18	270	395	30.5
	80A	80	185	150	8-19	18	300	420	35.4
	100A	100	210	175	8-19	18	350	510	55.6
	125A	125	250	210	8-23	20	420	570	70.3
	150A	150	280	240	8-23	22	490	660	96.4
	200A	200	330	290	12-23	22	570	780	159
250A	250	400	355	12-25	24	740	860	257	

TEST PRESSURE (MPa)

RATING	TEST PRESSURE (MPa)	
	HYDROSTATIC PRESS TEST (SHELL)	HYDROSTATIC PRESS TEST (SEAT)
JIS 10K	0.7	0.2



Remark

The flanges shall conform to nominal diameter 40 or less shall conform to JIS B2240 - 10K and the flanges of nominal diameter 50 or more shall conform to JIS B2210 - 10K, however they may conform to JIS B2240 - 5K or JIS B2210 - 5K.

QUICK + CLOSING VALVES

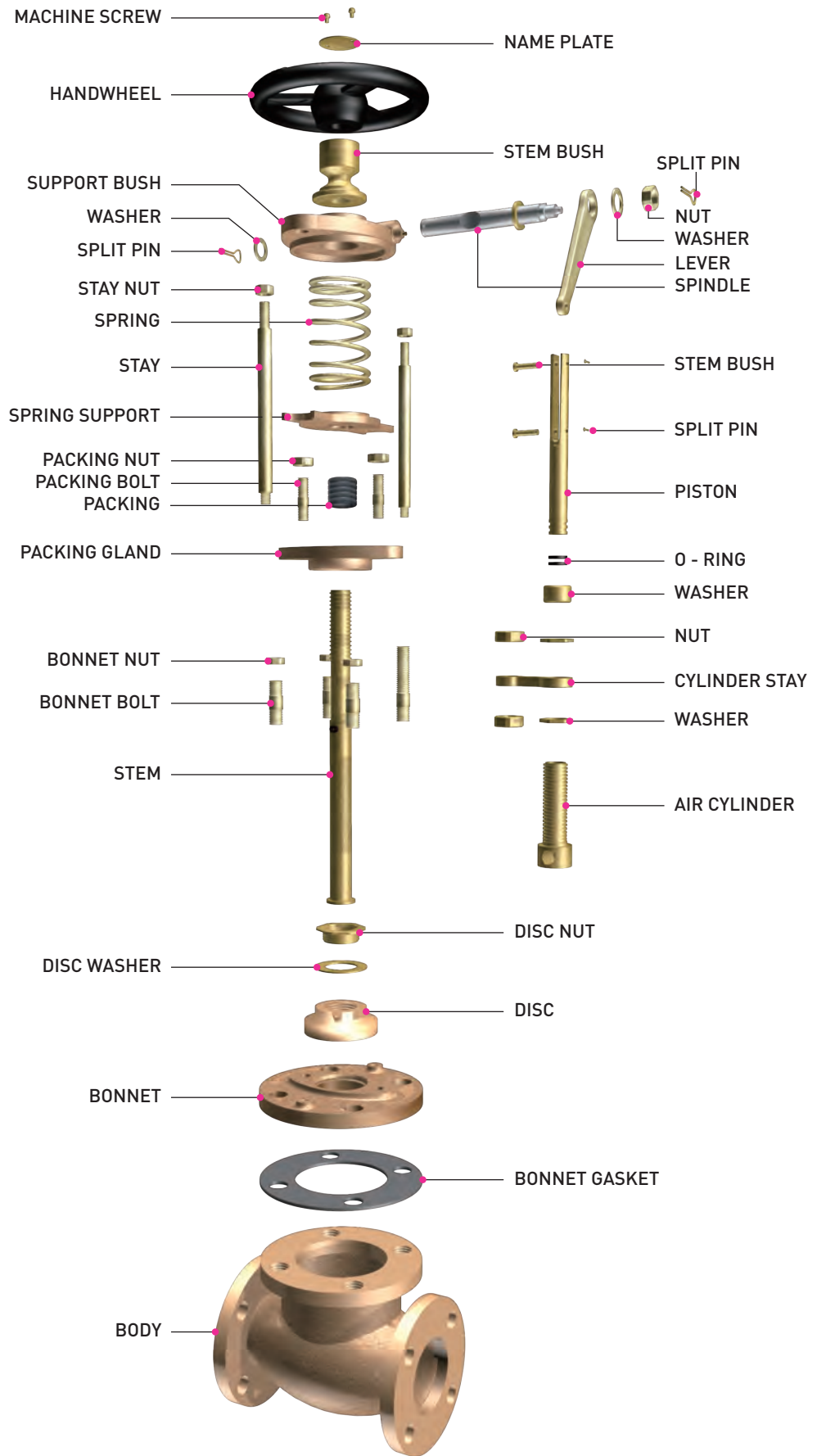
CAST BRONZE

- PART LIST FOR QUICK CLOSING VALVES
- DIMENSION & WEIGHT LIST FOR QUICK CLOSING VALVES



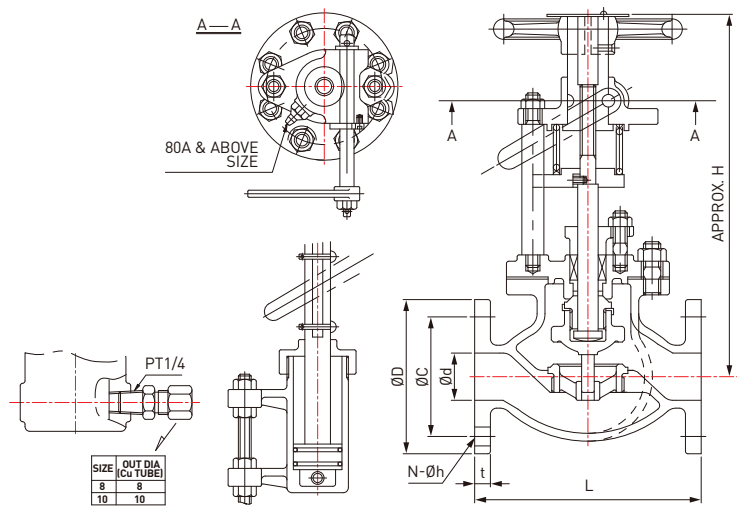
QUICK CLOSING VALVES

PART LIST FOR QUICK CLOSING VALVES



DIMENSION & WEIGHT LIST FOR QUICK CLOSING VALVES - 2

CAST BRONZE MARINE VALVE - QUICK CLOSING VALVE STRAIGHT TYPE (JIS F7399)(Pneumatic Cylinder)



DIMENSION TABLE

UNIT(mm)

RATING	Nominal dia	Ød	ØD	ØC	N-Øh	t	L	H	WEIGHT (kg)
JIS 10K	15A	15	95	70	4-15	12	110	-	8.5
	20A	20	100	75	4-15	14	130	-	8.5
	25A	25	125	90	4-19	14	130	265	8.5
	32A	32	135	100	4-19	16	160	310	12.7
	40A	40	140	105	4-19	16	170	310	12.7
	50A	50	155	120	4-19	16	220	335	20.9
	65A	65	175	140	4-19	18	270	395	30.5
	80A	80	185	150	8-19	18	300	420	35.4
	100A	100	210	175	8-19	18	350	510	55.6
	125A	125	250	210	8-23	20	420	570	70.3
	150A	150	280	240	8-23	22	490	660	96.4
	200A	200	330	290	12-23	22	570	780	159
250A	250	400	355	12-25	24	740	860	257	

TEST PRESSURE (MPa)

RATING	TEST PRESSURE (MPa)	
	HYDROSTATIC PRESS TEST (SHELL)	HYDROSTATIC PRESS TEST (SEAT)
JIS 10K	0.7	0.2


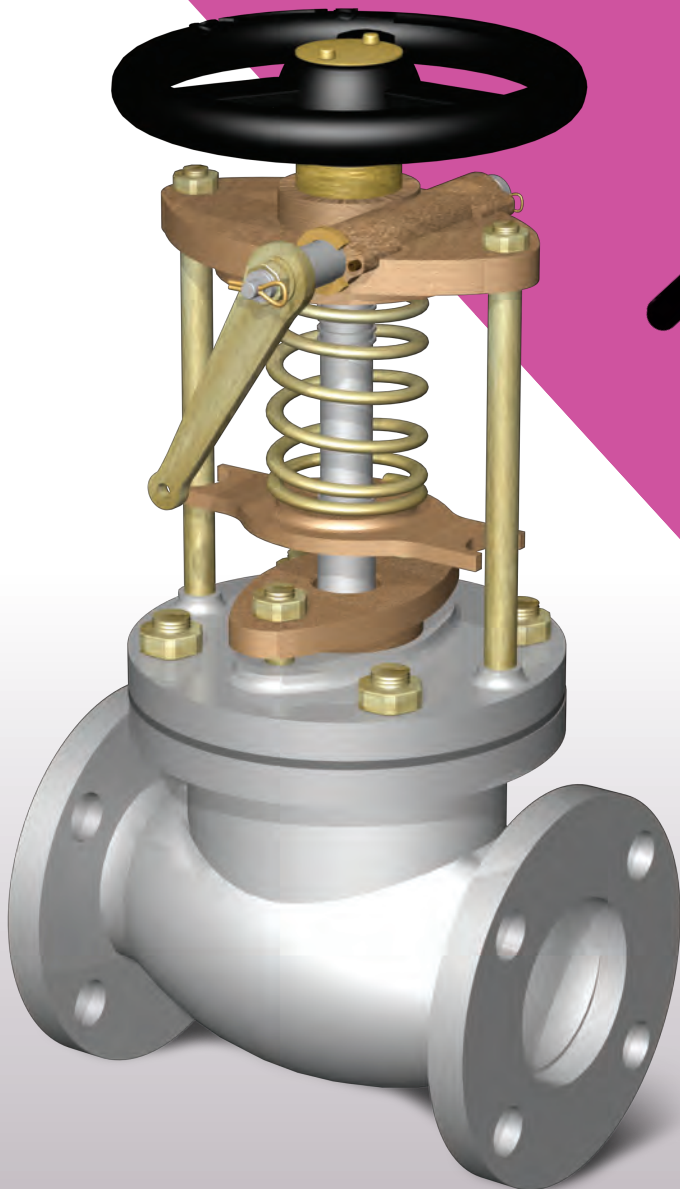
Remark

The flanges shall conform to nominal diameter 40 or less shall conform to JIS B2240 - 10K and the flanges of nominal diameter 50 or more shall conform to JIS B2210 - 10K, however they may conform to JIS B2240 - 5K or JIS B2210 - 5K.

QUICK CLOSING VALVES

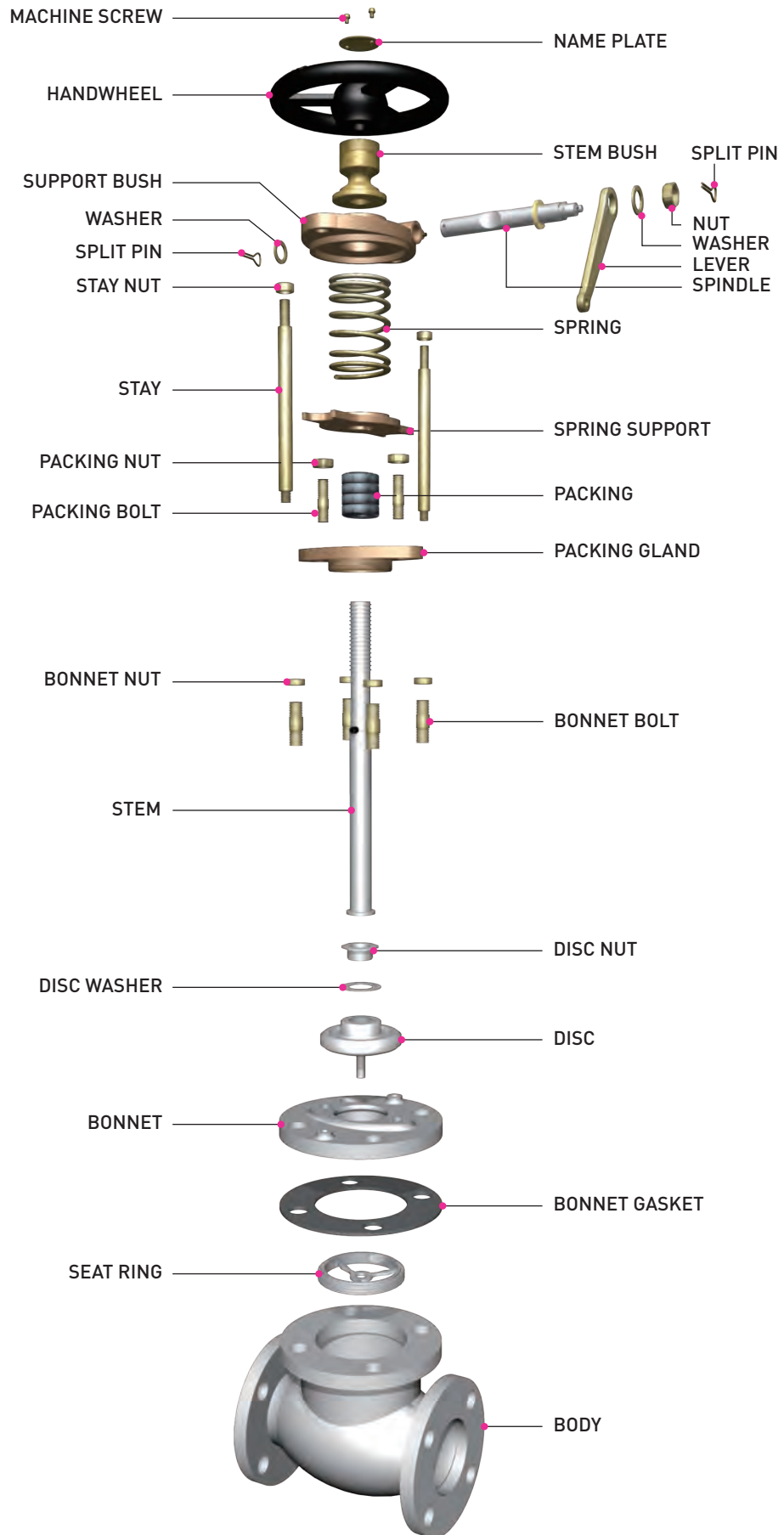
CAST STEEL

- PART LIST FOR QUICK CLOSING VALVES
- DIMENSION & WEIGHT LIST FOR QUICK CLOSING VALVES



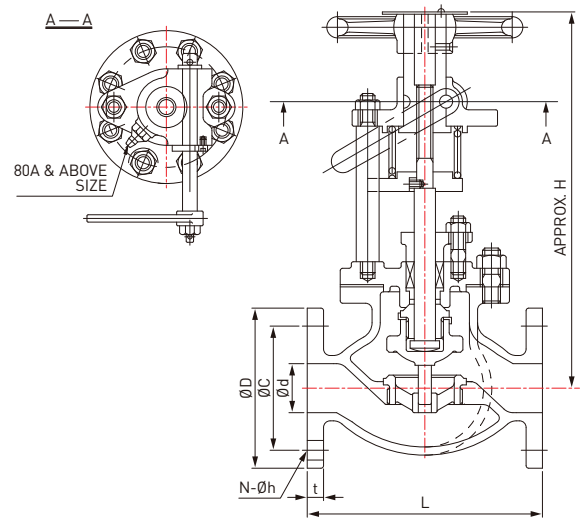
QUICK CLOSING VALVES

PART LIST FOR QUICK CLOSING VALVES



DIMENSION & WEIGHT LIST FOR QUICK CLOSING VALVES - 1

CAST STEEL MARINE VALVE - QUICK CLOSING VALVE STRAIGHT TYPE (JIS F7399)(wire operated)



DIMENSION TABLE

UNIT(mm)

RATING	Nominal dia	Ød	ØD	ØC	N-Øh	t	L	H	WEIGHT (kg)
JIS 10K	50A	50	155	120	4-19	16	220	335	20.9
	65A	65	175	140	4-19	18	270	395	30.5
	80A	80	185	150	8-19	18	300	420	35.4
	100A	100	210	175	8-19	18	350	510	55.6
	125A	125	250	210	8-23	20	420	570	70.3
	150A	150	280	240	8-23	22	490	660	96.4
	200A	200	330	290	12-23	22	570	780	159
	250A	250	400	355	12-25	24	740	860	257

TEST PRESSURE (MPa)

RATING	TEST PRESSURE (MPa)	
	HYDROSTATIC PRESS TEST (SHELL)	HYDROSTATIC PRESS TEST (SEAT)
JIS 10K	0.7	0.2



Remark

The flanges shall conform to nominal diameter 40 or less shall conform to JIS B2240 - 10K and the flanges of nominal diameter 50 or more shall conform to JIS B2210 - 10K, however they may conform to JIS B2240 - 5K or JIS B2210 - 5K.

QUICK CLOSING VALVES

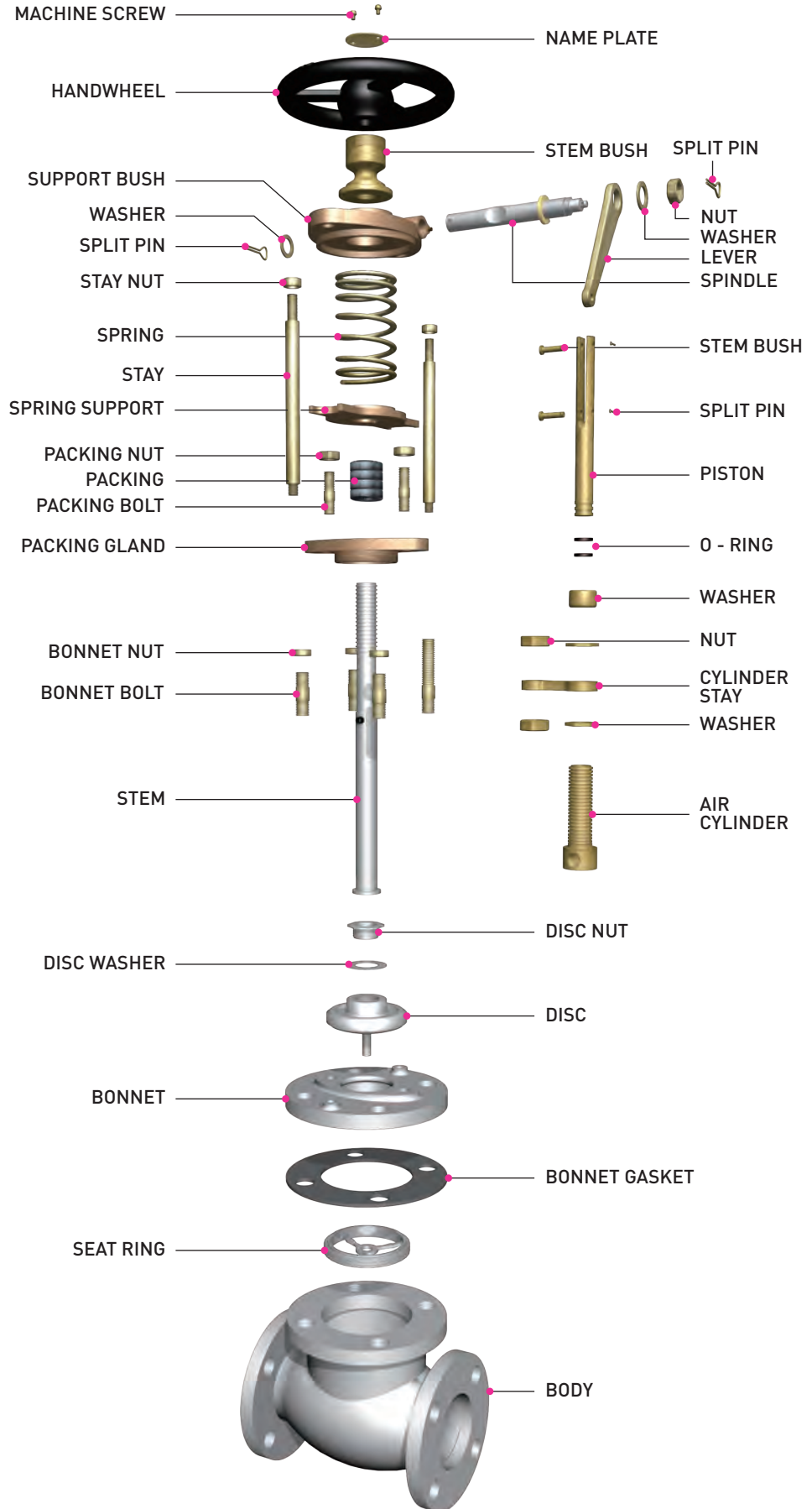
CAST STEEL

- PART LIST FOR QUICK CLOSING VALVES
- DIMENSION & WEIGHT LIST FOR QUICK CLOSING VALVES



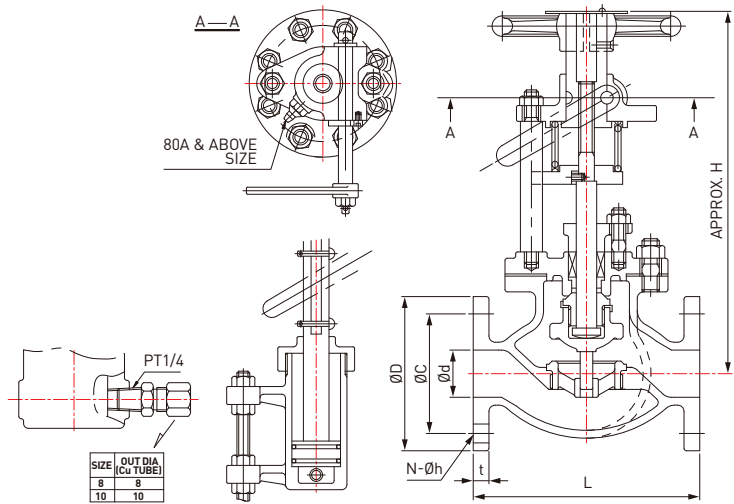
QUICK CLOSING VALVES

PART LIST FOR QUICK CLOSING VALVES



DIMENSION & WEIGHT LIST FOR QUICK CLOSING VALVES - 2

CAST STEEL MARINE VALVE - QUICK CLOSING VALVE STRAIGHT TYPE (JIS F7399)(Pneumatic Cylinder)



DIMENSION TABLE

UNIT(mm)

RATING	Nominal dia	Ød	ØD	ØC	N-Øh	t	L	H	WEIGHT (kg)
JIS 10K	50A	50	155	120	4-19	16	220	335	20.9
	65A	65	175	140	4-19	18	270	395	30.5
	80A	80	185	150	8-19	18	300	420	35.4
	100A	100	210	175	8-19	18	350	510	55.6
	125A	125	250	210	8-23	20	420	570	70.3
	150A	150	280	240	8-23	22	490	660	96.4
	200A	200	330	290	12-23	22	570	780	159
	250A	250	400	355	12-25	24	740	860	257

TEST PRESSURE (MPa)

RATING	TEST PRESSURE (MPa)	
	HYDROSTATIC PRESS TEST (SHELL)	HYDROSTATIC PRESS TEST (SEAT)
JIS 10K	0.7	0.2



Remark

The flanges shall conform to nominal diameter 40 or less shall conform to JIS B2240 - 10K and the flanges of nominal diameter 50 or more shall conform to JIS B2210 - 10K, however they may conform to JIS B2240 - 5K or JIS B2210 - 5K.

QUICK CLOSING VALVES

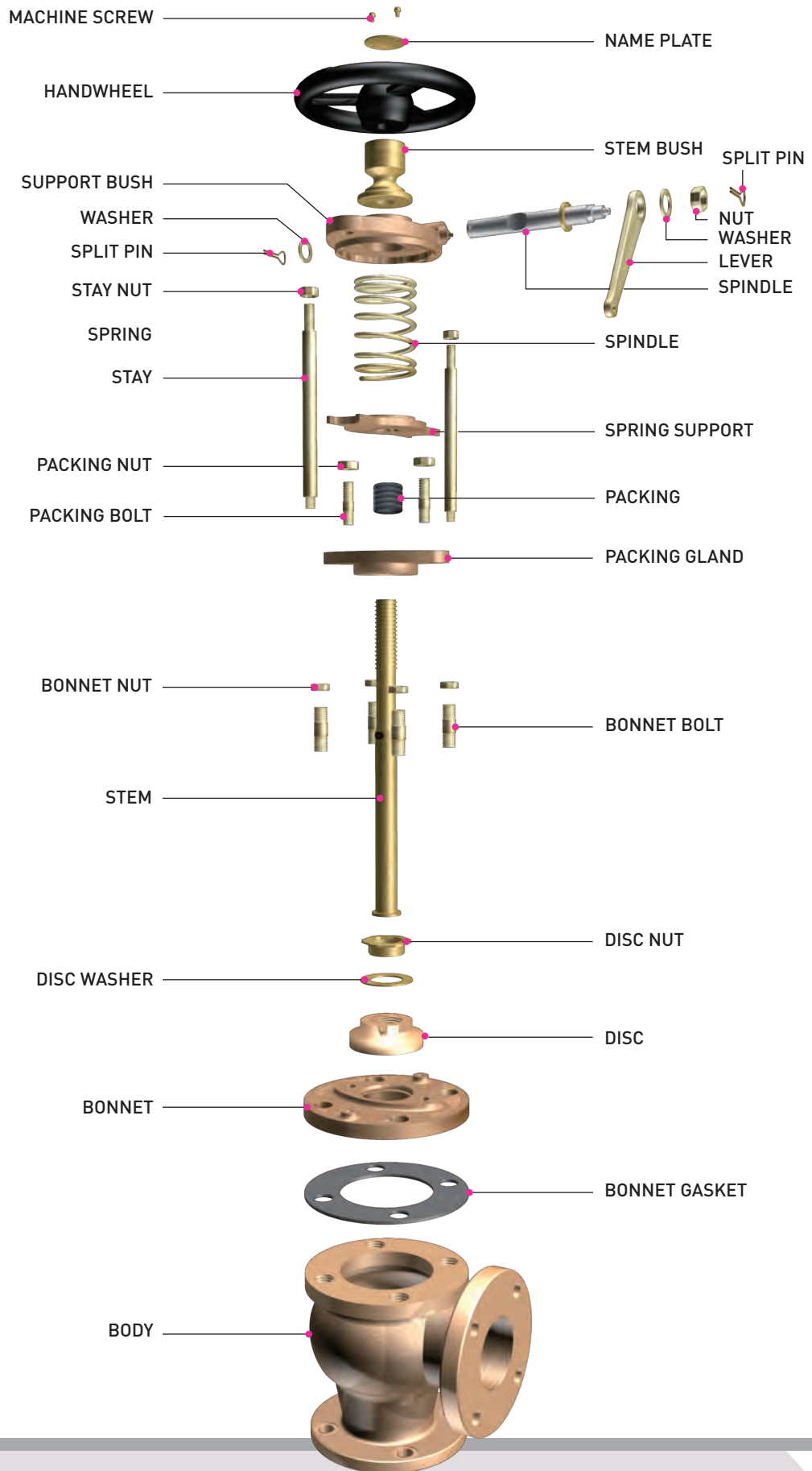
CAST BRONZE

- PART LIST FOR QUICK CLOSING VALVES
- DIMENSION & WEIGHT LIST FOR QUICK CLOSING VALVES



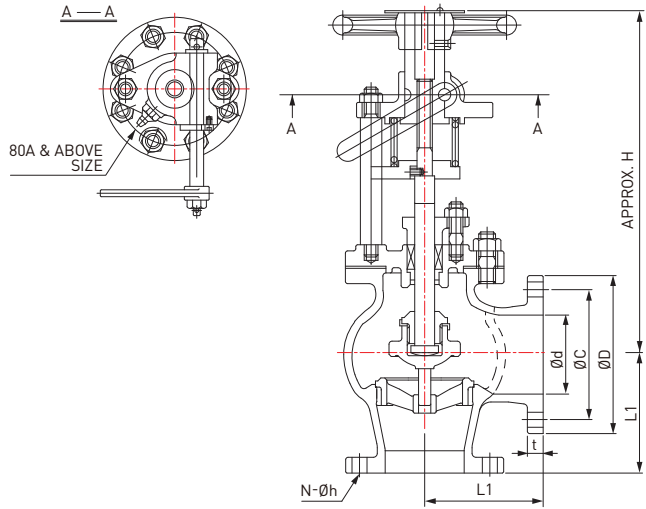
QUICK CLOSING VALVES

PART LIST FOR QUICK CLOSING VALVES



DIMENSION & WEIGHT LIST FOR QUICK CLOSING VALVES - 1

CAST BRONZE MARINE VALVE - QUICK CLOSING VALVE ANGLE TYPE (JIS F7399)(wire operated)



QUICK CLOSING VALVES

DIMENSION TABLE

UNIT(mm)

RATING	Nominal dia	Ød	ØD	ØC	N-Øh	t	L1	H	WEIGHT (kg)
JIS 10K	15A	15	95	70	4-15	12	85	-	8.5
	20A	20	100	75	4-15	14	85	-	8.5
	25A	25	125	90	4-19	14	85	265	8.5
	32A	32	135	100	4-19	16	95	310	12.7
	40A	40	140	105	4-19	16	100	310	12.7
	50A	50	155	120	4-19	16	120	335	20.9
	65A	65	175	140	4-19	18	130	395	30.5
	80A	80	185	150	8-19	18	140	420	35.4
	100A	100	210	175	8-19	18	160	510	55.6
	125A	125	250	210	8-23	20	180	570	70.3
	150A	150	280	240	8-23	22	205	660	96.4
	200A	200	330	290	12-23	22	230	780	159
250A	250	400	355	12-25	24	290	860	257	

TEST PRESSURE (MPa)

RATING	TEST PRESSURE (MPa)	
	HYDROSTATIC PRESS TEST (SHELL)	HYDROSTATIC PRESS TEST (SEAT)
JIS 10K	0.7	0.2



Remark

The flanges shall conform to nominal diameter 40 or less shall conform to JIS B2240 - 10K and the flanges of nominal diameter 50 or more shall conform to JIS B2210 - 10K, however they may conform to JIS B2240 - 5K or JIS B2210 - 5K.

QUICK CLOSING VALVES

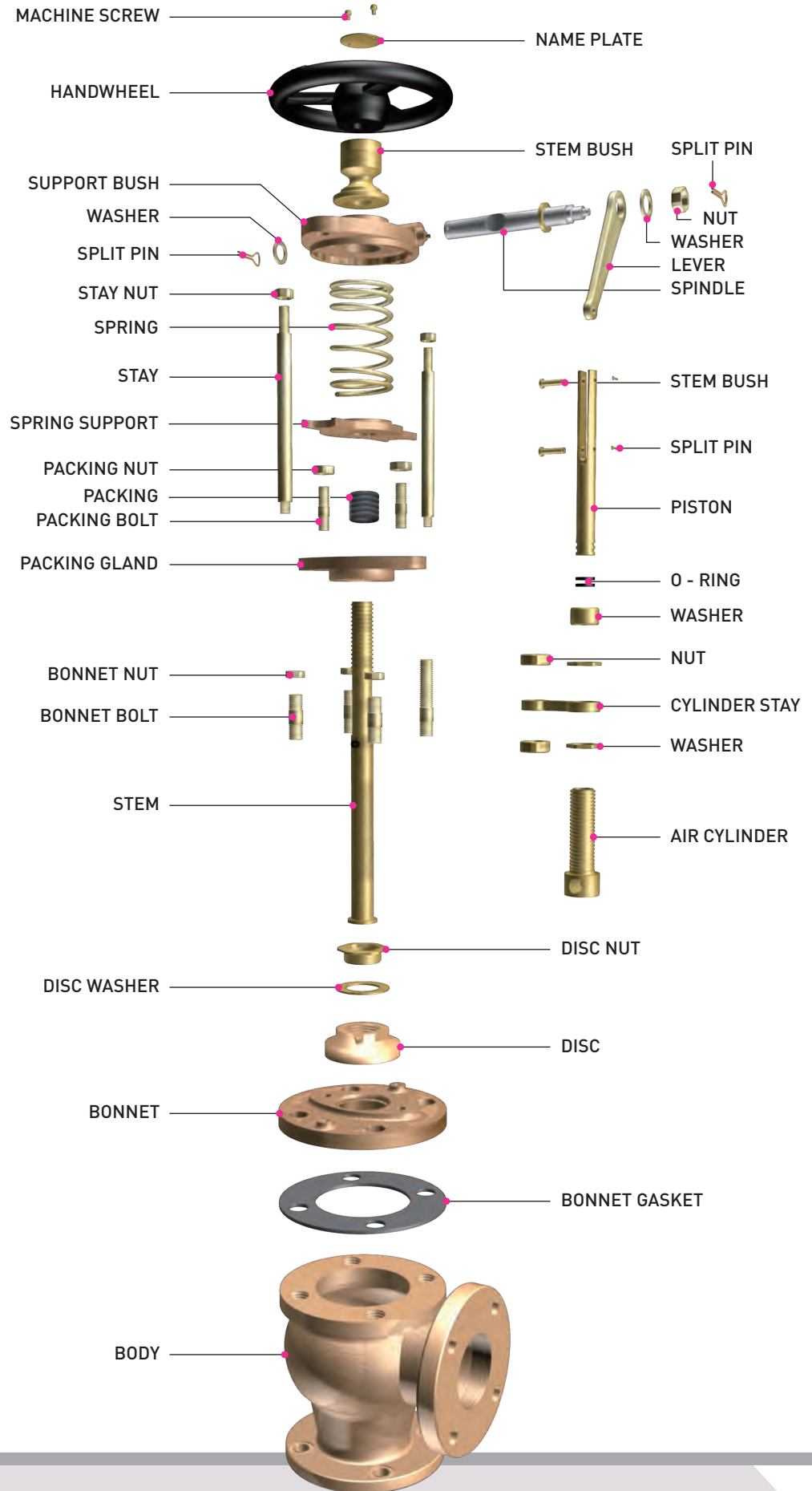
CAST BRONZE

- PART LIST FOR QUICK CLOSING VALVES
- DIMENSION & WEIGHT LIST FOR QUICK CLOSING VALVES



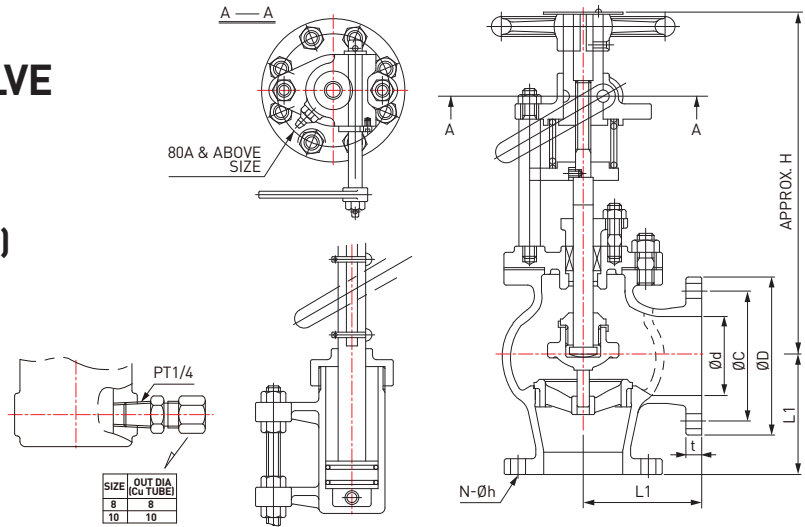
QUICK CLOSING VALVES

PART LIST FOR QUICK CLOSING VALVES



DIMENSION & WEIGHT LIST FOR QUICK CLOSING VALVES - 2

CAST BRONZE MARINE VALVE - QUICK CLOSING VALVE ANGLE TYPE (JIS F7399)(Pneumatic Cylinder)



DIMENSION TABLE

UNIT(mm)

RATING	Nominal dia	Ød	ØD	ØC	$N-\text{Øh}$	t	$L1$	H	WEIGHT (kg)
JIS 10K	15A	15	95	70	4-15	12	70	-	8.5
	20A	20	100	75	4-15	14	85	-	8.5
	25A	25	125	90	4-19	14	85	265	8.5
	32A	32	135	100	4-19	16	95	310	12.7
	40A	40	140	105	4-19	16	100	310	12.7
	50A	50	155	120	4-19	16	120	335	20.9
	65A	65	175	140	4-19	18	130	395	30.5
	80A	80	185	150	8-19	18	140	420	35.4
	100A	100	210	175	8-19	18	160	510	55.6
	125A	125	250	210	8-23	20	180	570	70.3
	150A	150	280	240	8-23	22	205	660	96.4
	200A	200	330	290	12-23	22	230	780	159
	250A	250	400	355	12-25	24	290	860	257

TEST PRESSURE (MPa)

RATING	TEST PRESSURE (MPa)	
	HYDROSTATIC PRESS TEST (SHELL)	HYDROSTATIC PRESS TEST (SEAT)
JIS 10K	0.7	0.2


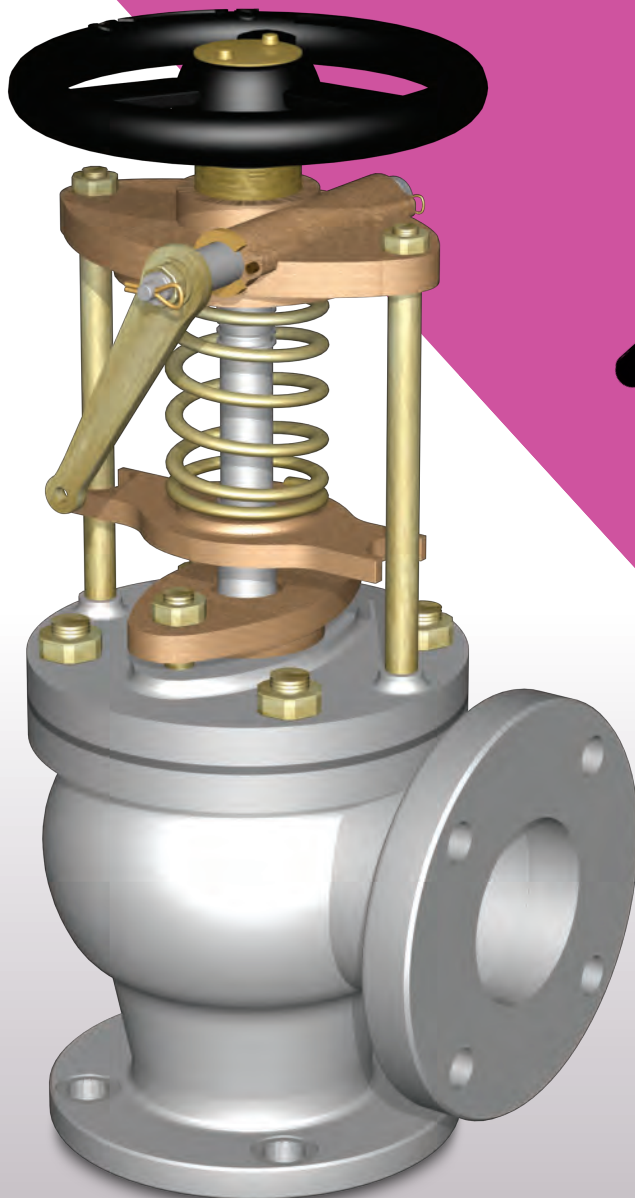
Remark

The flanges shall conform to nominal diameter 40 or less shall conform to JIS B2240 - 10K and the flanges of nominal diameter 50 or more shall conform to JIS B2210 - 10K, however they may conform to JIS B2240 - 5K or JIS B2210 - 5K.

QUICK CLOSING VALVES

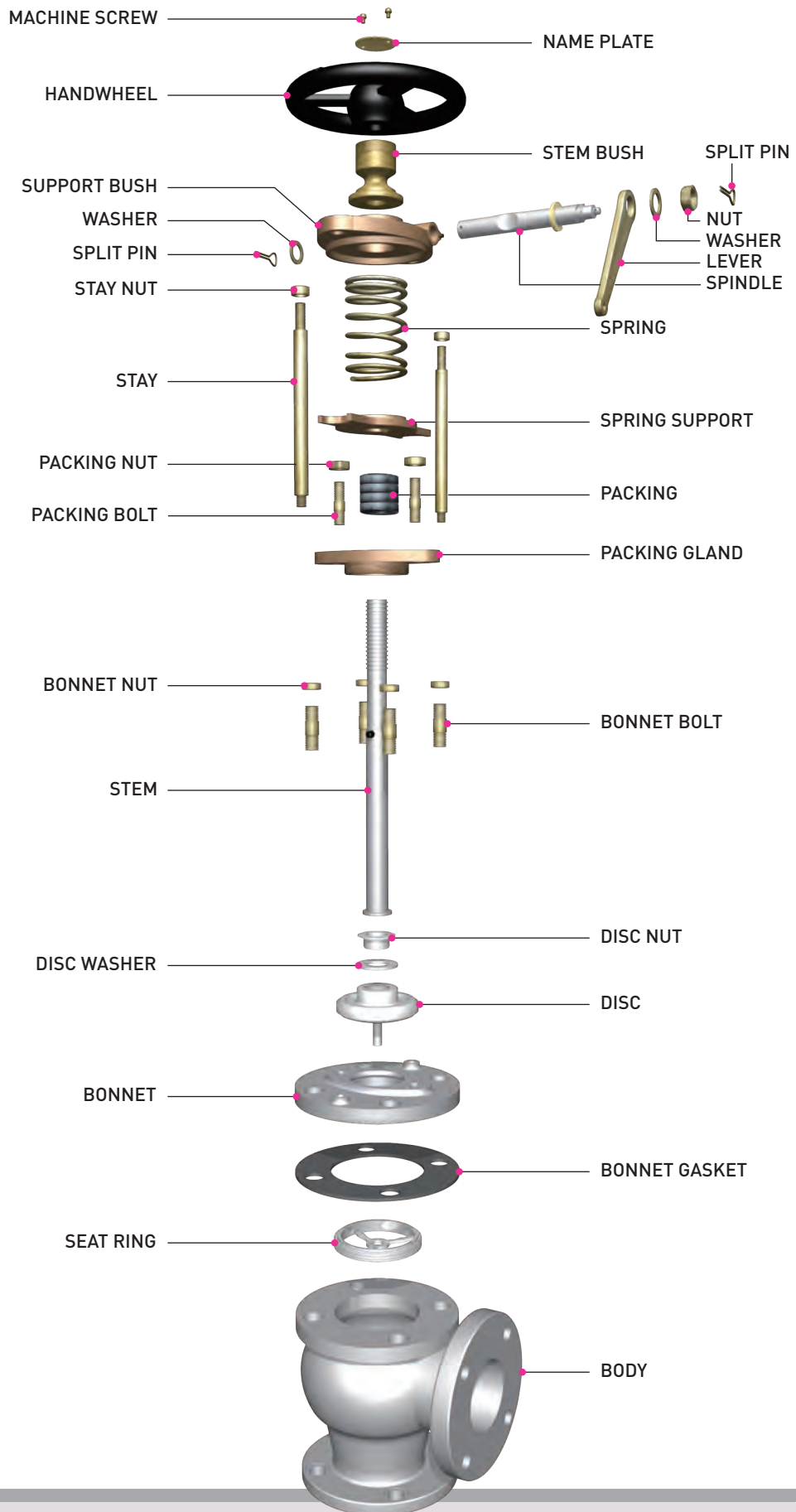
CAST STEEL

- PART LIST FOR QUICK CLOSING VALVES
- DIMENSION & WEIGHT LIST FOR QUICK CLOSING VALVES



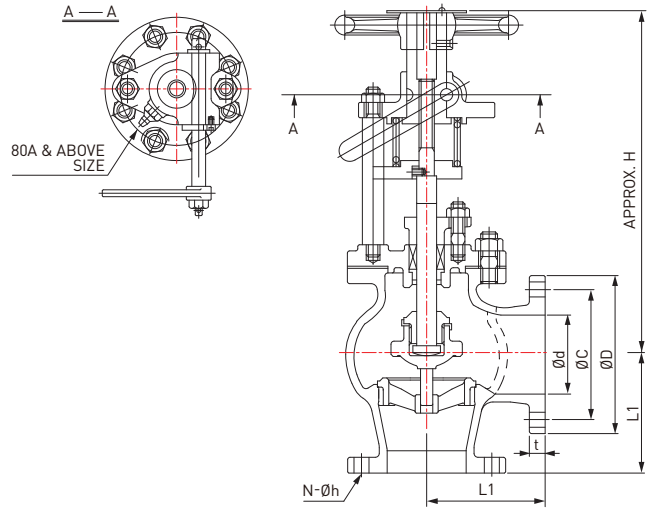
QUICK CLOSING VALVES

PART LIST FOR QUICK CLOSING VALVES



DIMENSION & WEIGHT LIST FOR QUICK CLOSING VALVES - 1

CAST STEEL MARINE VALVE - QUICK CLOSING VALVE ANGLE TYPE (JIS F7399)(wire operated)



DIMENSION TABLE

UNIT(mm)

RATING	Nominal dia	Ød	ØD	ØC	N-Øh	t	L1	H	WEIGHT (kg)
JIS 10K	50A	50	155	120	4-19	16	120	335	20.9
	65A	65	175	140	4-19	18	130	395	30.5
	80A	80	185	150	8-19	18	140	420	35.4
	100A	100	210	175	8-19	18	160	510	55.6
	125A	125	250	210	8-23	20	180	570	70.3
	150A	150	280	240	8-23	22	205	660	96.4
	200A	200	330	290	12-23	22	230	780	159
	250A	250	400	355	12-25	24	290	860	257

TEST PRESSURE (MPa)

RATING	TEST PRESSURE (MPa)	
	HYDROSTATIC PRESS TEST (SHELL)	HYDROSTATIC PRESS TEST (SEAT)
JIS 10K	0.7	0.2


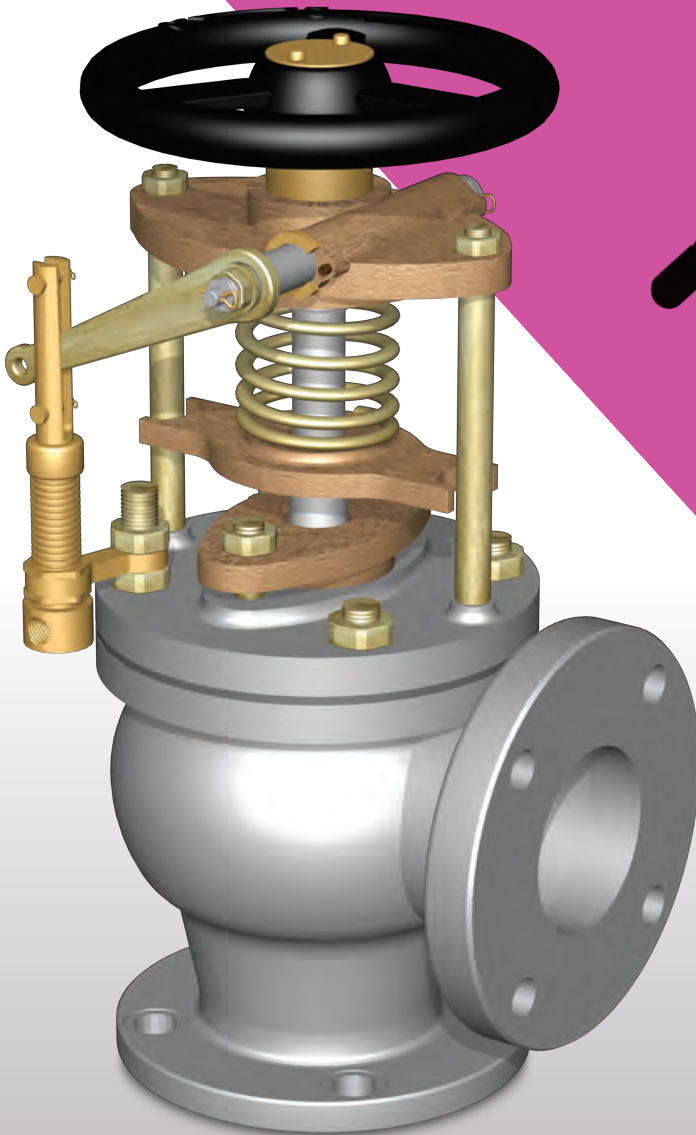
Remark

The flanges shall conform to nominal diameter 40 or less shall conform to JIS B2240 - 10K and the flanges of nominal diameter 50 or more shall conform to JIS B2210 - 10K, however they may conform to JIS B2240 - 5K or JIS B2210 - 5K.

QUICK CLOSING VALVES

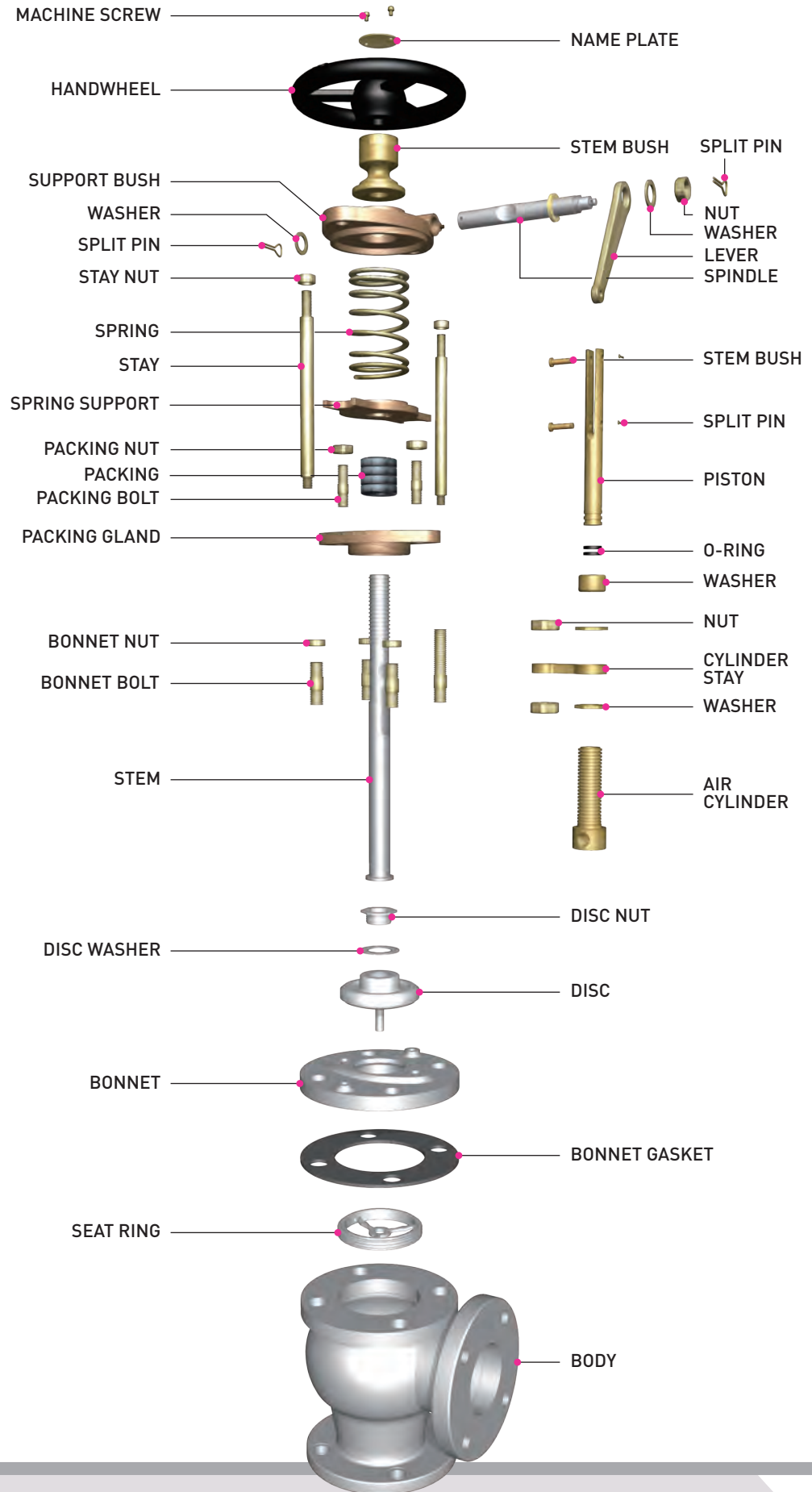
CAST STEEL

- PART LIST FOR QUICK CLOSING VALVES
- DIMENSION & WEIGHT LIST FOR QUICK CLOSING VALVES



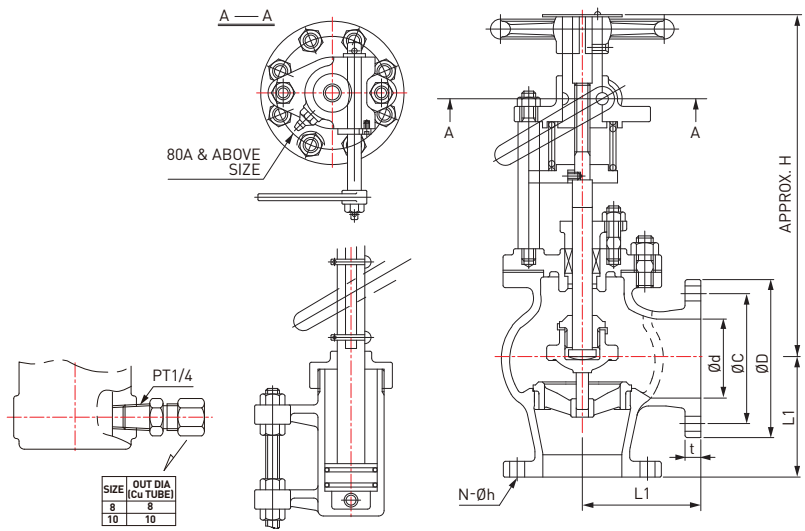
QUICK CLOSING VALVES

PART LIST FOR QUICK CLOSING VALVES



DIMENSION & WEIGHT LIST FOR QUICK CLOSING VALVES - 2

CAST STEEL MARINE VALVE - QUICK CLOSING VALVE ANGLE TYPE (JIS F7399)(Pneumatic Cylinder)



DIMENSION TABLE

UNIT(mm)

RATING	Nominal dia	Ød	ØD	ØC	N-Øh	t	L1	H	WEIGHT (kg)
JIS 10K	50A	50	155	120	4-19	16	120	335	20.9
	65A	65	175	140	4-19	18	130	395	30.5
	80A	80	185	150	8-19	18	140	420	35.4
	100A	100	210	175	8-19	18	160	510	55.6
	125A	125	250	210	8-23	20	180	570	70.3
	150A	150	280	240	8-23	22	205	660	96.4
	200A	200	330	290	12-23	22	230	780	159
	250A	250	400	355	12-25	24	290	860	257

TEST PRESSURE (MPa)

RATING	TEST PRESSURE (MPa)	
	HYDROSTATIC PRESS TEST (SHELL)	HYDROSTATIC PRESS TEST (SEAT)
JIS 10K	0.7	0.2



Remark

The flanges shall conform to nominal diameter 40 or less shall conform to JIS B2240 - 10K and the flanges of nominal diameter 50 or more shall conform to JIS B2210 - 10K, however they may conform to JIS B2240 - 5K or JIS B2210 - 5K.

QUICK CLOSING VALVES

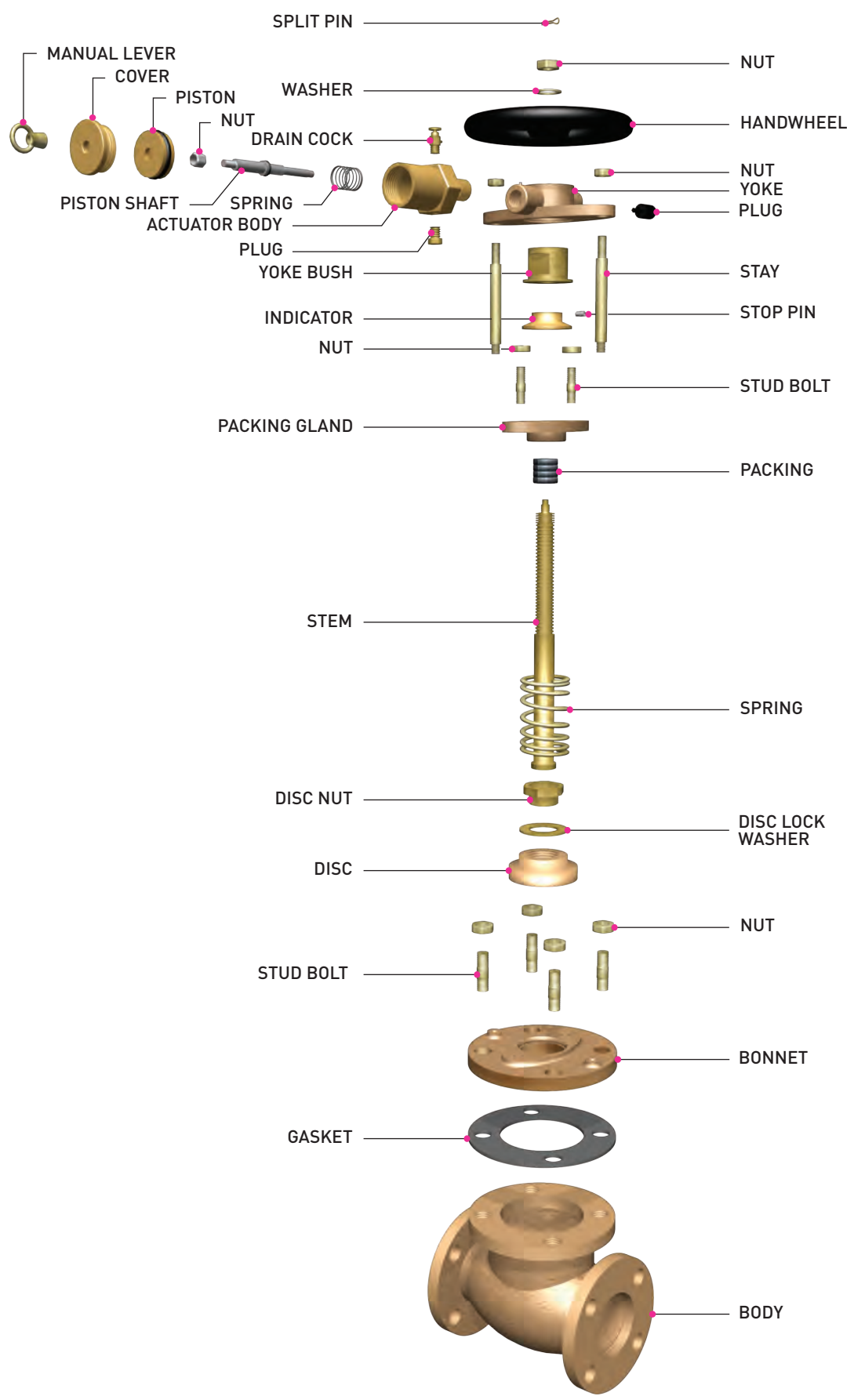
CAST BRONZE

- PART LIST FOR QUICK CLOSING VALVES
- DIMENSION & WEIGHT LIST FOR QUICK CLOSING VALVES



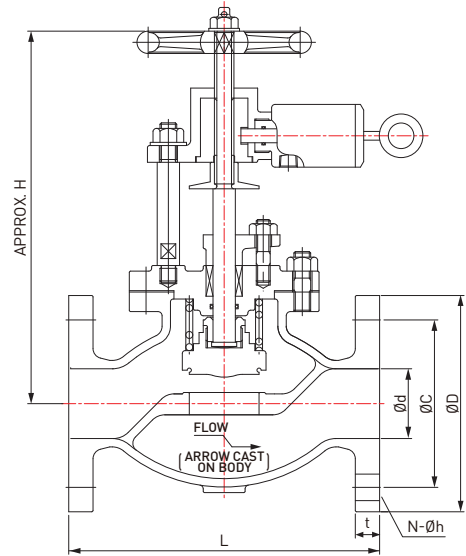
QUICK CLOSING VALVES

PART LIST FOR QUICK CLOSING VALVES



DIMENSION & WEIGHT LIST FOR QUICK CLOSING VALVES

CAST BRONZE MARINE VALVE - QUICK CLOSING VALVE STRAIGHT TYPE (WIRE / PNEUMATIC / HYDRAULIC)



QUICK CLOSING VALVES

DIMENSION TABLE

UNIT(mm)

RATING	Nominal dia	Ød	ØD	ØC	N-Øh	t	L	H	WEIGHT (kg)	
150LBS JIS 10K	15A	The flange connection will be adjusted by purchaser's requirement.						110	200	6
	20A						130	200	7	
	32A						160	230	12.0	
	40A						170	230	12.7	



TEST PRESSURE (MPa)

RATING	TEST PRESSURE (MPa)	
	HYDROSTATIC PRESS TEST (SHELL)	HYDROSTATIC PRESS TEST (SEAT)
JIS 10K	0.7	0.2

QUICK + CLOSING VALVES

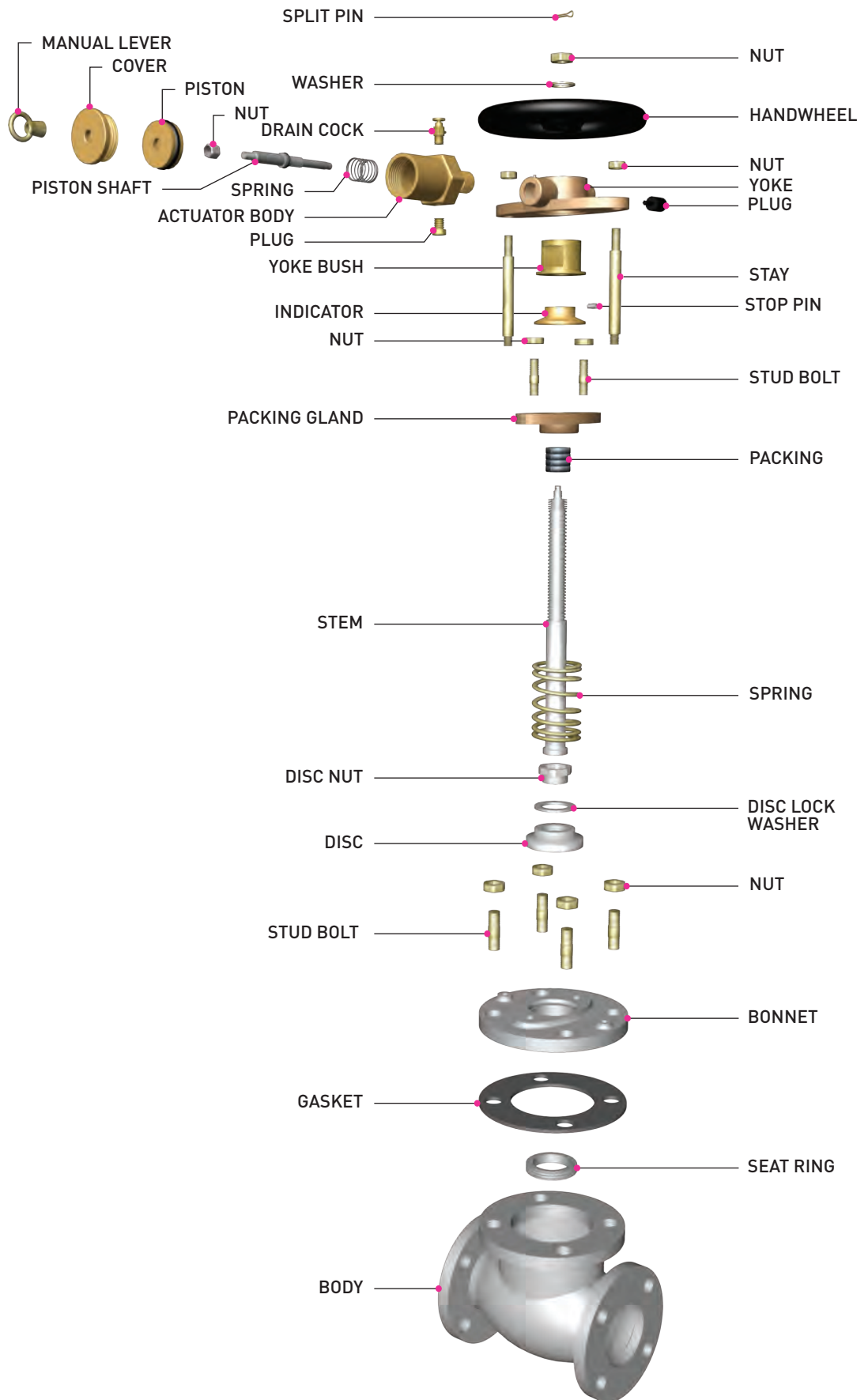
CAST STEEL

- PART LIST FOR QUICK CLOSING VALVES
- DIMENSION & WEIGHT LIST FOR QUICK CLOSING VALVES



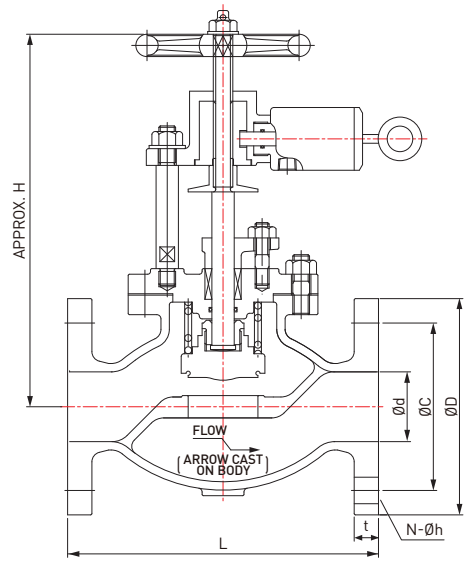
QUICK CLOSING VALVES

PART LIST FOR QUICK CLOSING VALVES



DIMENSION & WEIGHT LIST FOR QUICK CLOSING VALVES

CAST STEEL MARINE VALVE - QUICK CLOSING VALVE STRAIGHT TYPE (WIRE / PNEUMATIC / HYDRAULIC)



DIMENSION TABLE

UNIT(mm)

RATING	Nominal dia	Ød	ØD	ØC	N-Øh	t	L	H	WEIGHT (kg)	
150LBS JIS 10K	50A	The flange connection will be adjusted by purchaser's requirement.						220	335	17.9
	65A						270	395	26	
	80A						300	420	30	
	100A						350	510	45	
	125A						420	570	73	
	150A						490	660	106	



TEST PRESSURE (MPa)

RATING	TEST PRESSURE (MPa)	
	HYDROSTATIC PRESS TEST (SHELL)	HYDROSTATIC PRESS TEST (SEAT)
JIS 10K	0.7	0.2

QUICK CLOSING VALVES

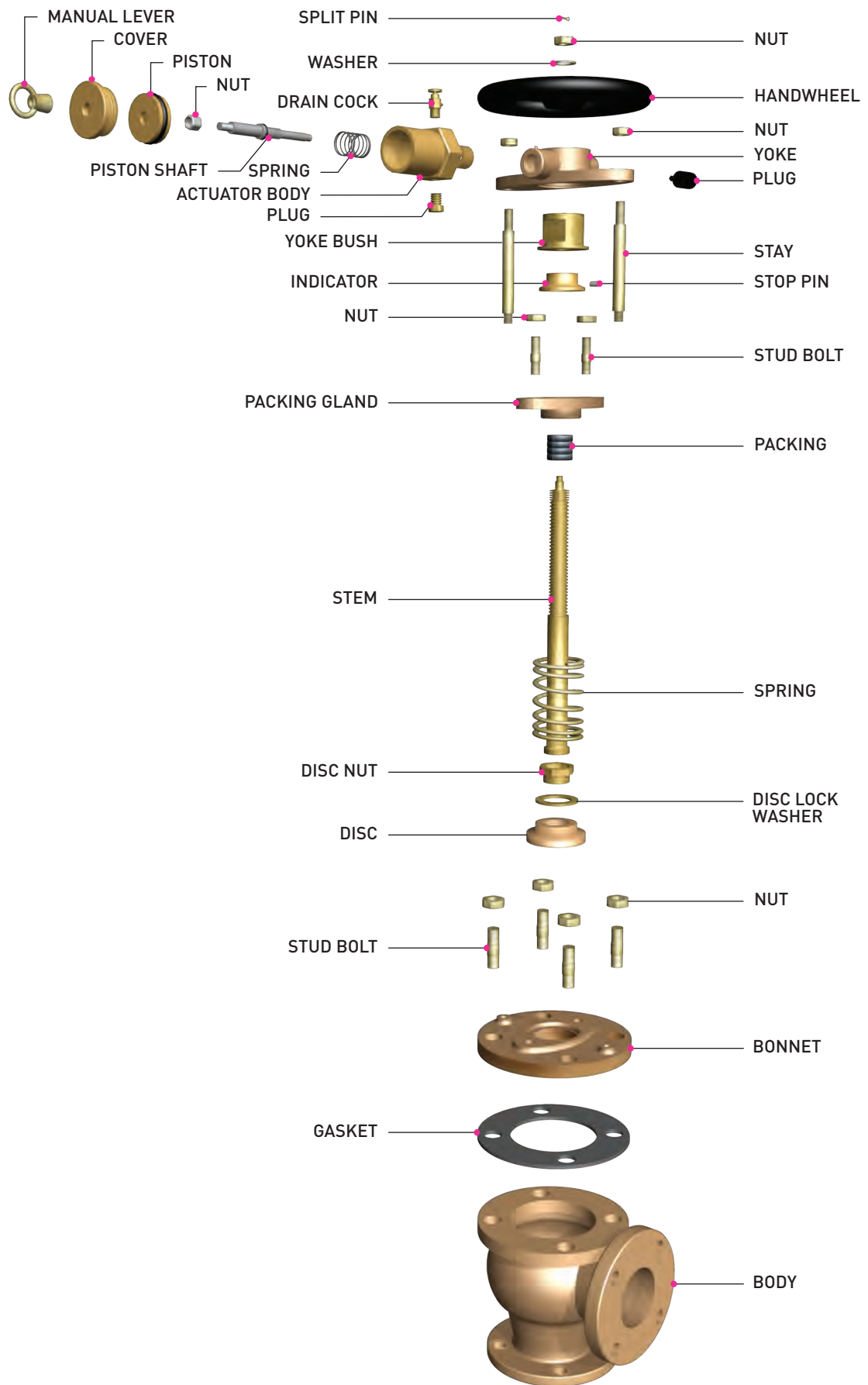
CAST BRONZE

- PART LIST FOR QUICK CLOSING VALVES
- DIMENSION & WEIGHT LIST FOR QUICK CLOSING VALVES



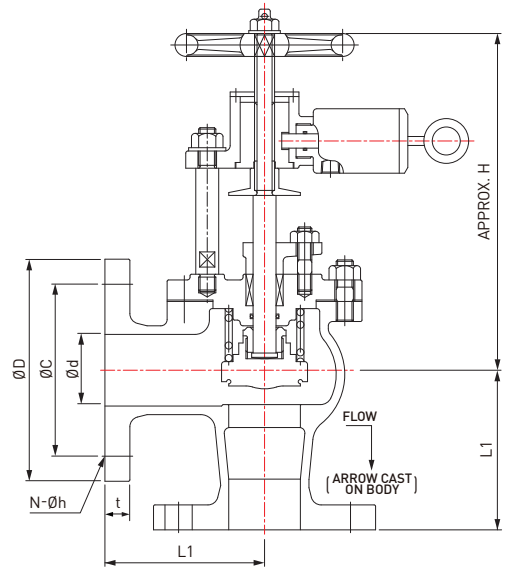
QUICK CLOSING VALVES

PART LIST FOR QUICK CLOSING VALVES



DIMENSION & WEIGHT LIST FOR QUICK CLOSING VALVES

CAST BRONZE MARINE VALVE - QUICK CLOSING VALVE ANGLE TYPE (WIRE / PNEUMATIC / HYDRAULIC)



QUICK CLOSING VALVES

DIMENSION TABLE

UNIT(mm)

RATING	Nominal dia	$\varnothing d$	$\varnothing D$	$\varnothing C$	$N-\varnothing h$	t	$L1$	H	WEIGHT (kg)
150LBS JIS 10K	15A	The flange connection will be adjusted by purchaser's requirement.					70	190	6
	20A						75	190	7
	32A						95	215	12.0
	40A						100	215	12.7



TEST PRESSURE (MPa)

RATING	TEST PRESSURE (MPa)	
	HYDROSTATIC PRESS TEST (SHELL)	HYDROSTATIC PRESS TEST (SEAT)
JIS 10K	0.7	0.2

QUICK + CLOSING VALVES

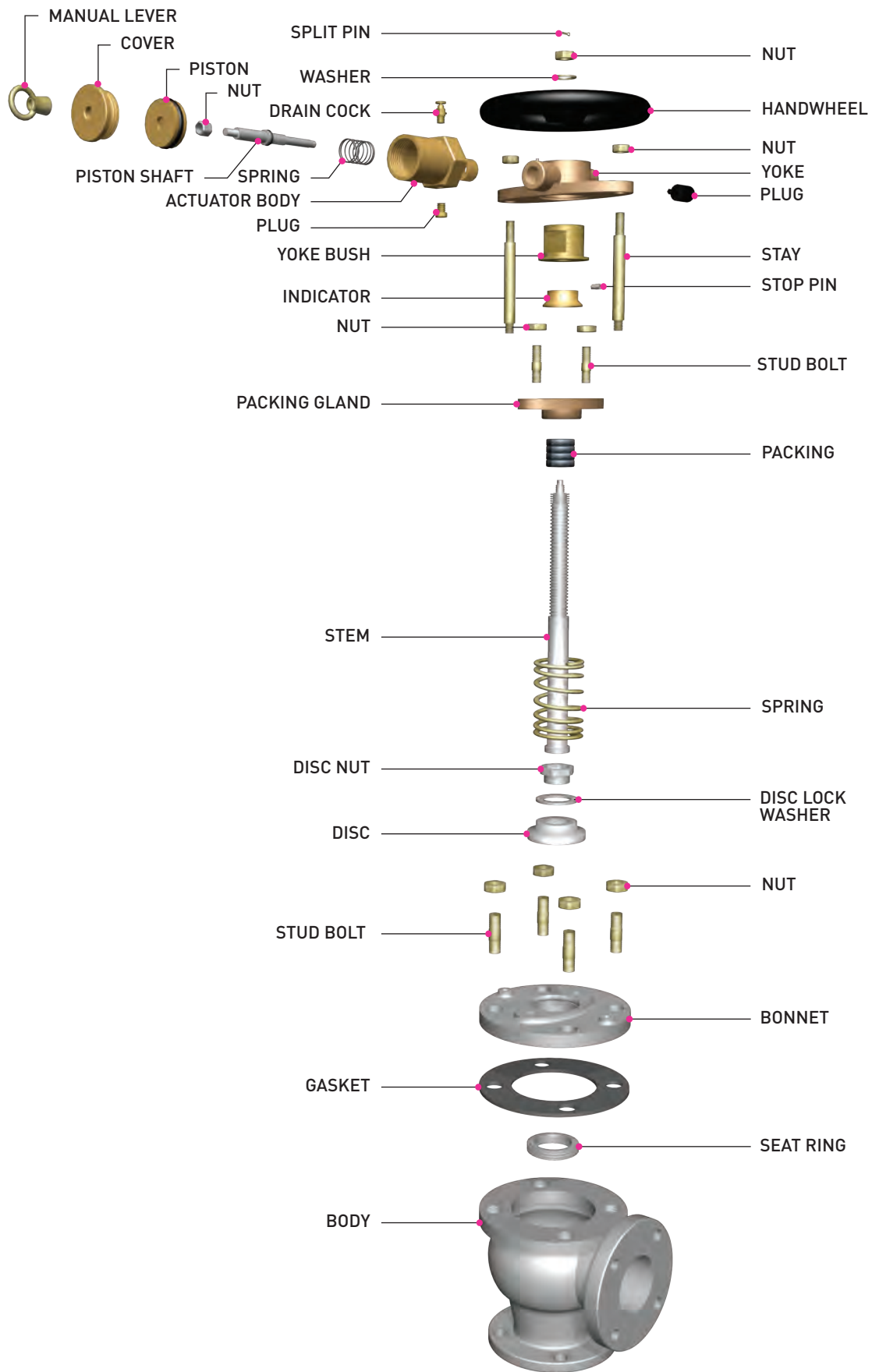
CAST STEEL

- PART LIST FOR QUICK CLOSING VALVES
- DIMENSION & WEIGHT LIST FOR QUICK CLOSING VALVES



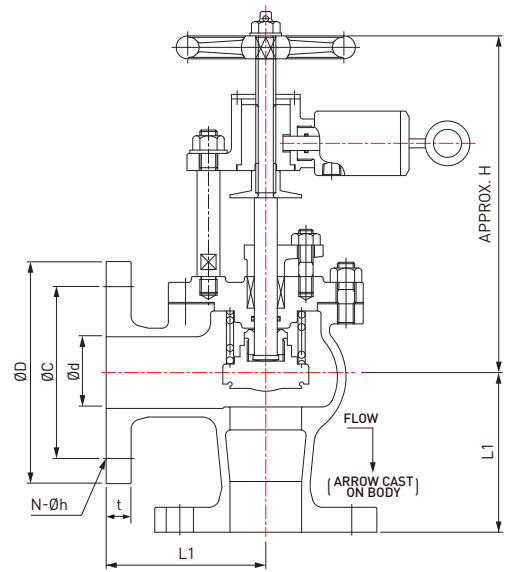
QUICK CLOSING VALVES

PART LIST FOR QUICK CLOSING VALVES



DIMENSION & WEIGHT LIST FOR QUICK CLOSING VALVES

CAST STEEL MARINE VALVE - QUICK CLOSING VALVE ANGLE TYPE (WIRE / PNEUMATIC / HYDRAULIC)



DIMENSION TABLE

UNIT(mm)

RATING	Nominal dia	$\varnothing d$	$\varnothing D$	$\varnothing C$	$N-\varnothing h$	t	$L1$	H	WEIGHT (kg)	
150LBS JIS 10K	50A	The flange connection will be adjusted by purchaser's requirement.						120	335	17.9
	65A						130	395	26	
	80A						140	420	30	
	100A						160	510	45	
	125A						180	570	73	
	150A						205	660	106	

TEST PRESSURE (MPa)

RATING	TEST PRESSURE (MPa)	
	HYDROSTATIC PRESS TEST (SHELL)	HYDROSTATIC PRESS TEST (SEAT)
JIS 10K	0.7	0.2



SUN KOREA CO., LTD

#498-65, DAEJEO 1 DONG, GANGSEO-GU, BUSAN, KOREA

SUN PRECISION CO., LTD

#498-67, DAEJEO 1 DONG, GANGSEO-GU, BUSAN, KOREA

SUN DESIGN CO., LTD

#492-2, DAEWOO EDEN PLAZA, HADAN-2 DONG, SAHA-GU, BUSAN, KOREA